



HAYWOOD COUNTY

2023 Annual Financial Report

Audit Summary

- Special thanks to Kristian and the staff of the finance department.
- Issued the June 30, 2023 financial statement (145 pages of financial information including 22 pages of statistical information).
- Financial statements include all 21 governmental funds of the county.
- Waiting LGC approval of their review of the June 30, 2023 financial statement.
- The June 30, 2022 annual comprehensive financial statement was awarded the certificate of achievement by the GFOA.



Audit Summary

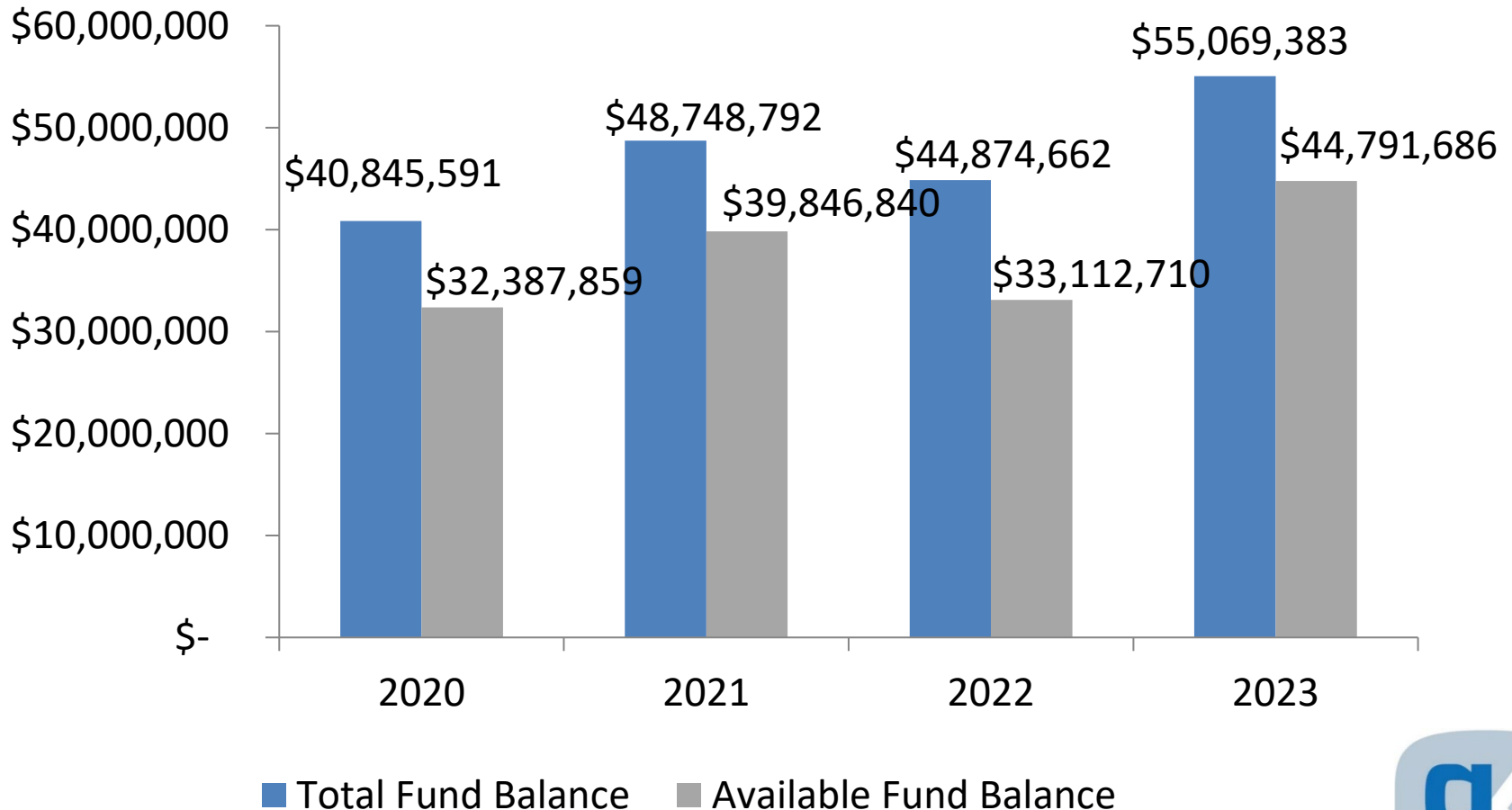
Financial Statement

- Issued unmodified opinions on the June 30, 2023 financial statements.
- Reported no material weaknesses in internal control over financial reporting.



General Fund Summary

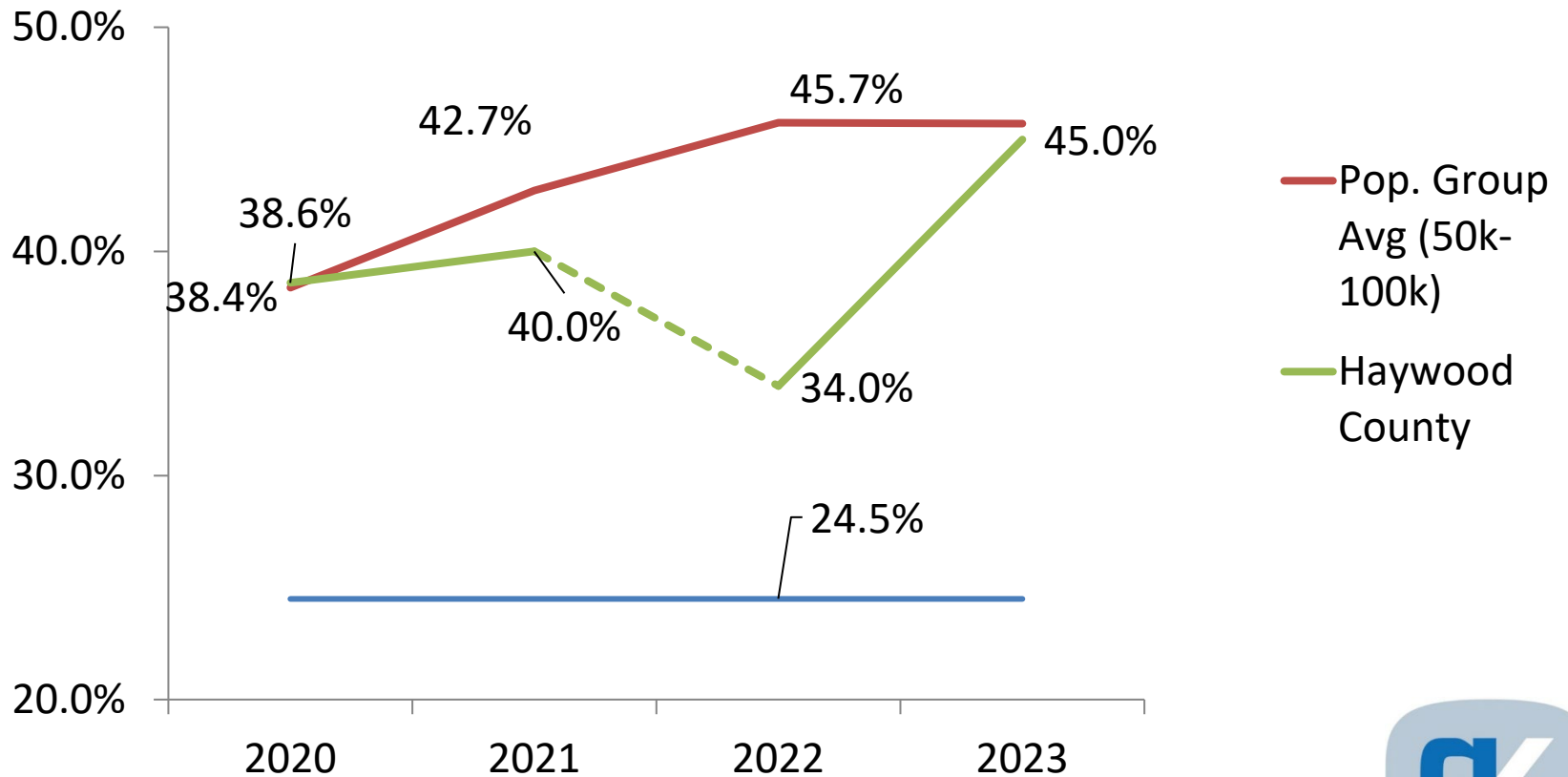
Fund Balance Available



General Fund Summary

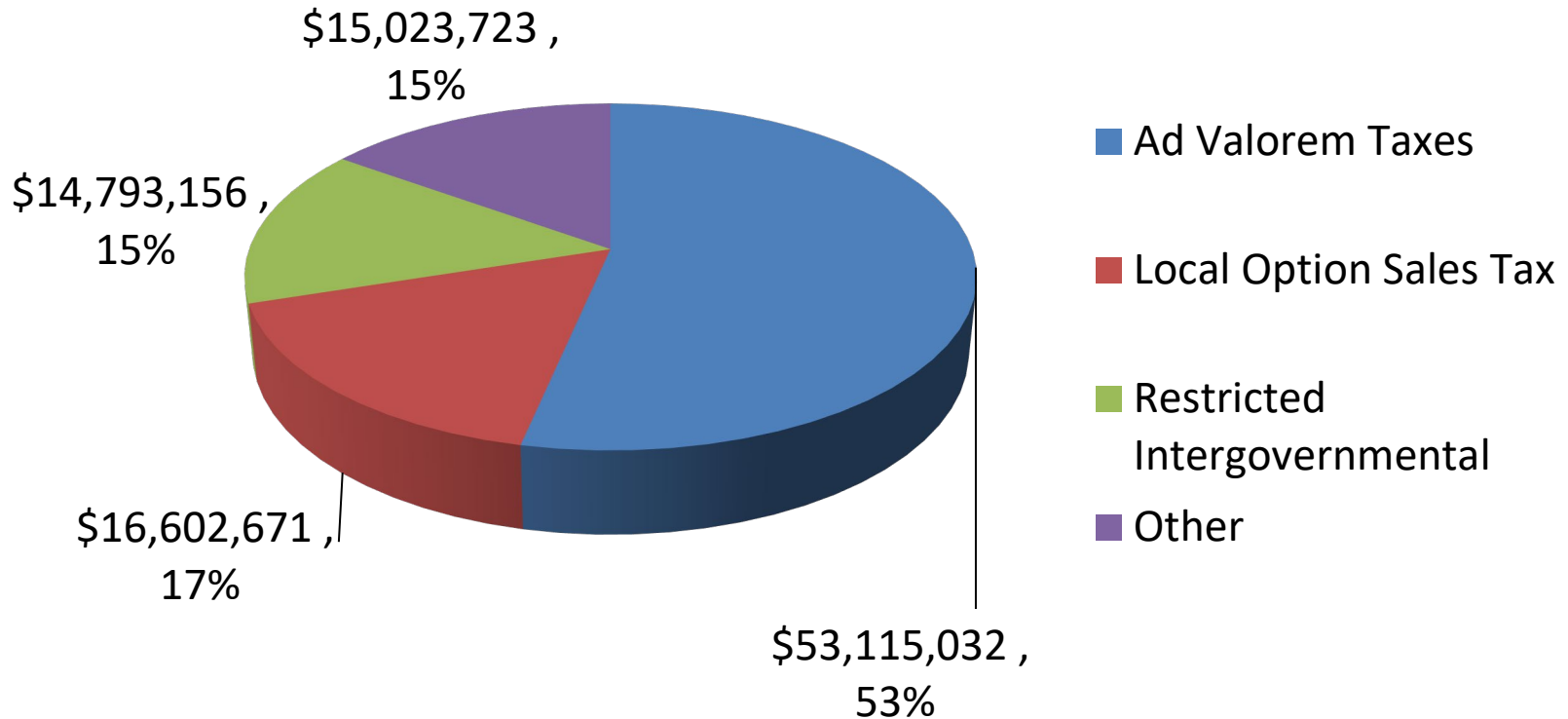
6/30 Fund Balance Available

As a % of Net Expenditures



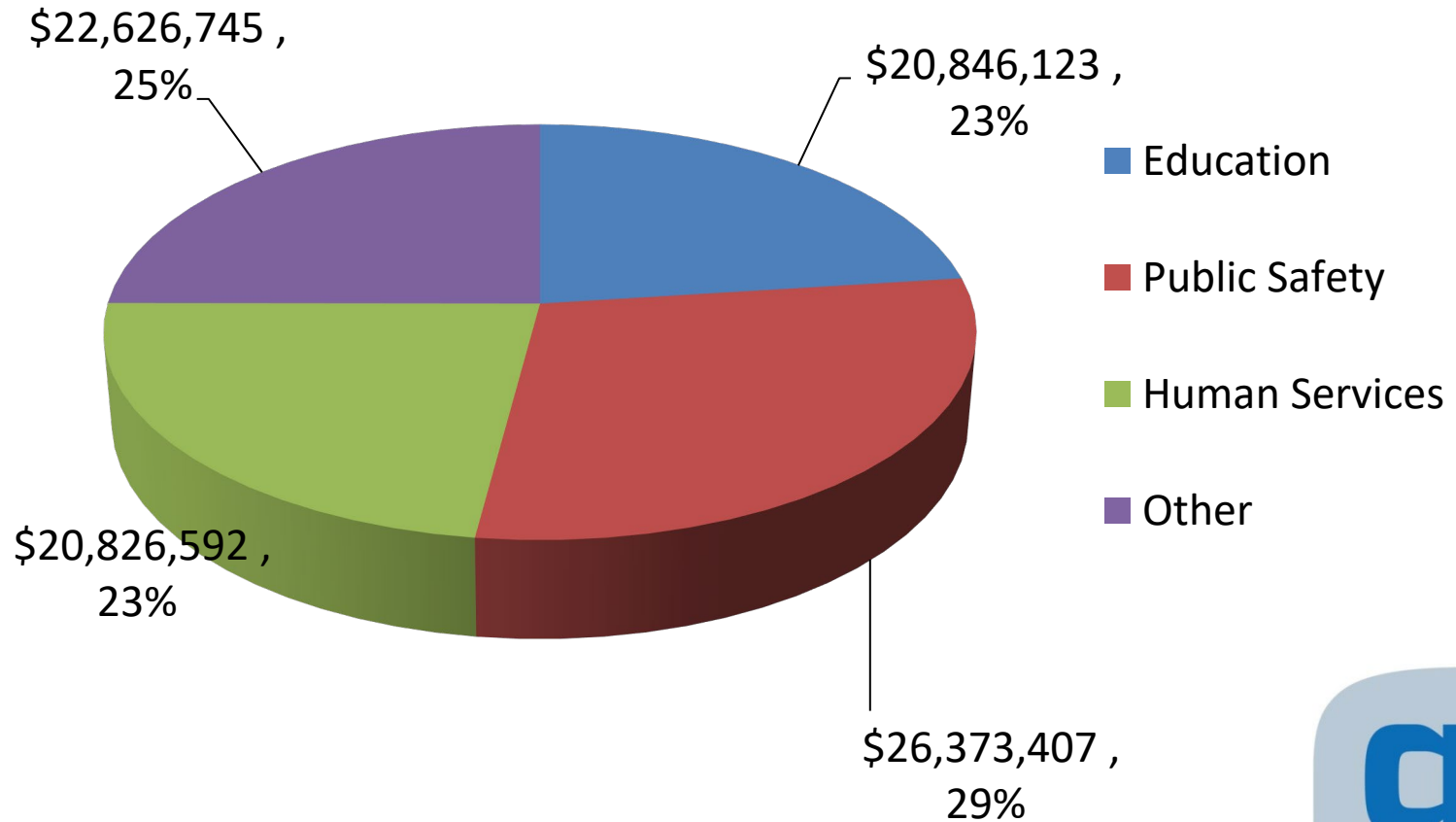
General Fund Summary

Revenues



General Fund Summary

Expenditures





Property Tax Collection

	2021	2022	2023
Property Tax Rate	0.5850	0.5350	0.5350
Prop Valuation	\$7.8B	\$9.7B	\$9.9B
Current year \$ collected (incl. MV)	\$ 44.8M	\$ 50.8 M	\$ 52.2 M
Current year % collected (incl. MV)	98.33%	98.51%	98.43%
Pop. Group Avg. Tax Rate	.6387	.6295	unavailable

Outstanding Debt

Fiscal Year Ended June 30,	Assessed Value ⁽³⁾	General Obligation Bonds ⁽³⁾	Installment Loans ^{(3) (4)}	Total Primary Government	Net Debt to Assessed Value	Population ⁽¹⁾	Net Debt Per Capita
2023	\$ 9,909,195,328	\$ 6,013,000	\$ 23,715,800	\$ 29,728,800	0.30%	63,004	\$ 472
2022	9,699,658,132	7,974,000	26,443,832	34,417,832	0.35%	62,699	549
2021	7,677,208,204	9,982,000	29,841,961	39,823,961	0.48%	63,813	582
2020	7,677,208,204	12,041,000	25,121,506	37,162,506	0.48%	63,813	582
2019	7,581,279,500	14,074,304	27,711,375	41,785,679	0.55%	63,455	659
2018	7,451,968,205	16,169,560	30,306,607	46,476,167	0.62%	62,780	740
2017	7,560,858,329	18,310,816	34,166,773	52,477,589	0.69%	62,000	846
2016	7,412,165,518	20,491,072	34,934,203	55,425,275	0.75%	60,436	917
2015	7,316,152,780	22,699,328	32,699,189	55,398,517	0.76%	60,178	921
2014	7,427,627,563	24,484,793	36,963,107	61,447,900	0.83%	59,913	1,026