

# Medication and Drug Overdose in Buncombe County

# Technical Notes

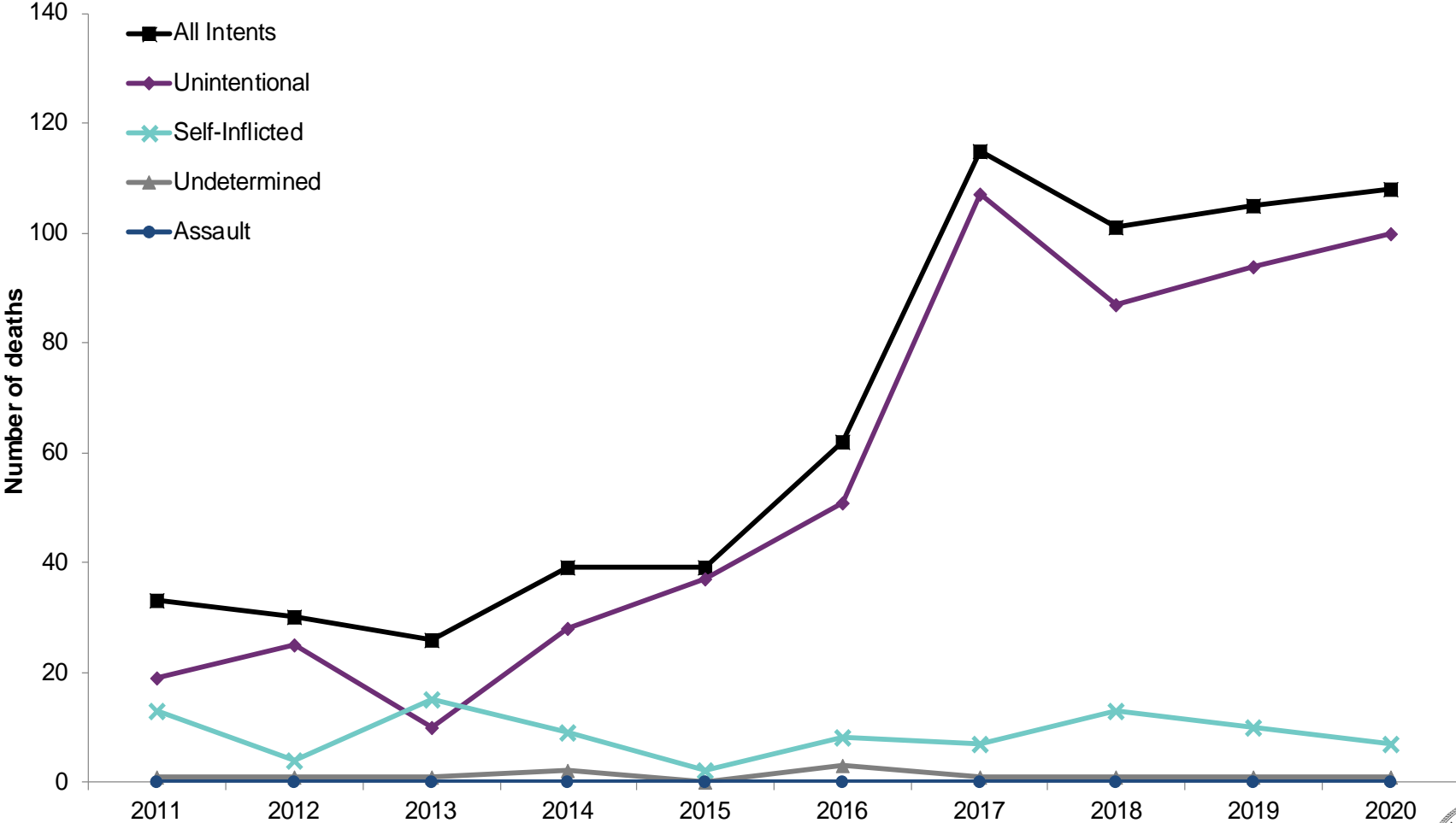
- The fatality data provided here are part of the Vital Registry System of the State Center for Health Statistics (SCHS) and have been used to track and monitor the drug overdose burden in NC using ICD-10 codes. Surveillance using ICD-10 codes relies on the immense efforts of the NC Office of the Chief Medical Examiner (OCME) to investigate overdose deaths in NC.
- Individual ICD-10 codes do not exist for each specific substance involved in overdose. Other Synthetic Narcotics (T40.4) includes several substances but the majority of deaths with this code involved fentanyl. Similarly, Psychostimulants with abuse potential (T43.6) is used for methamphetamine surveillance.
- When calculating rates, higher counts provide greater reliability, therefore years are often grouped. Use caution when interpreting rates for counts from 5 - 9. Counts from 1 - 4 are considered unstable and therefore have a low reliability; rates are not calculated for these counts.
- Speaking and technical notes should be read prior to using.

*If you have questions or concerns about these data,  
please contact us at [SubstanceUseData@dhhs.nc.gov](mailto:SubstanceUseData@dhhs.nc.gov).*



# County Medication & Drug Overdose Deaths by Intent

Buncombe County Residents, 2011-2020



**Technical Notes:** Medication and drug overdoses: X40-X44, X60-X64, Y10-Y14, X85

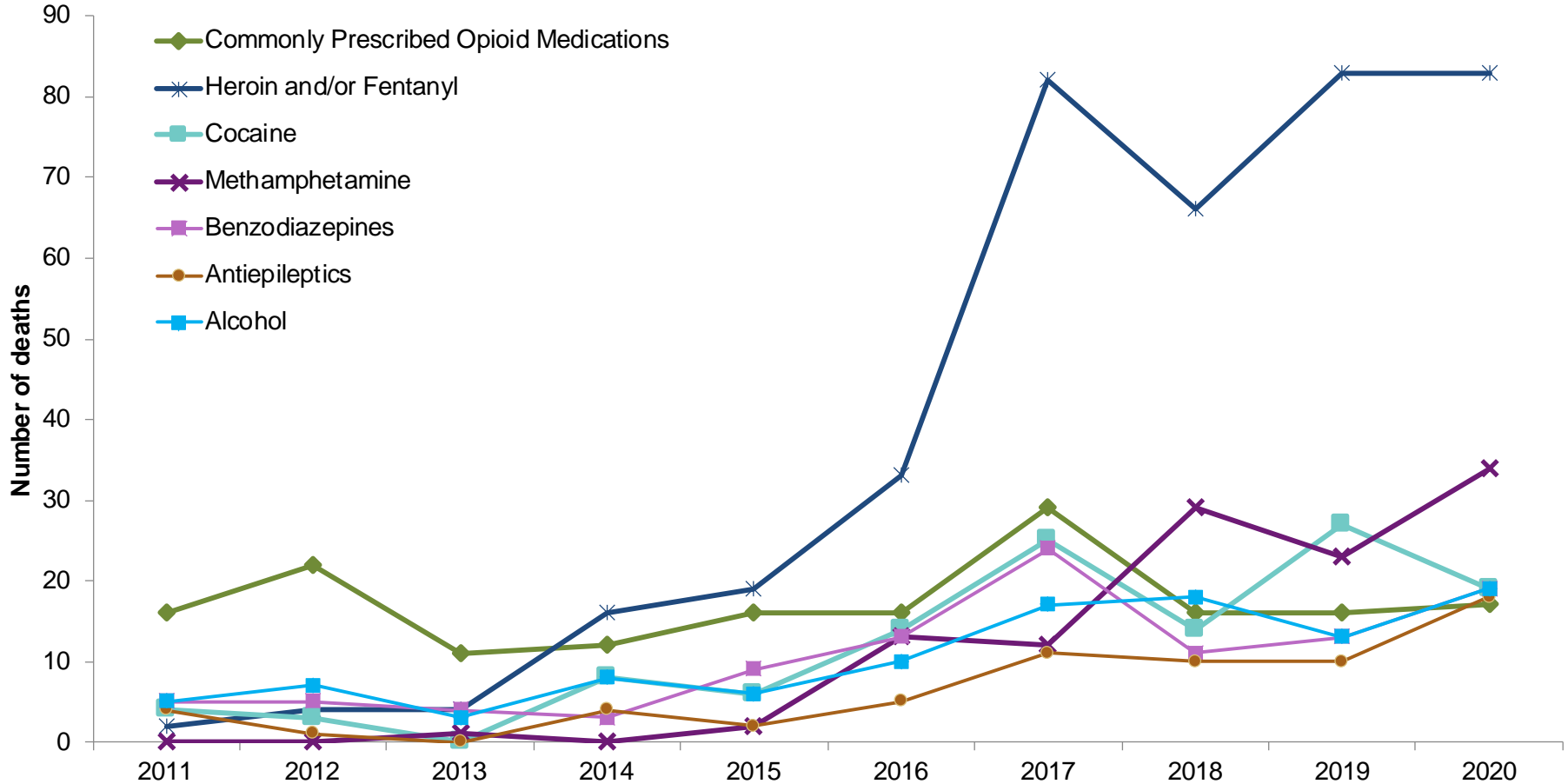
**Source:** Deaths-NC State Center for Health Statistics, Vital Statistics

Analysis by Injury Epidemiology and Surveillance Unit



# Substances\* Contributing to Overdose Deaths

Buncombe County Residents, 2011-2020



\*These counts are not mutually exclusive. If the death involved multiple substances, it can be counted on multiple lines.

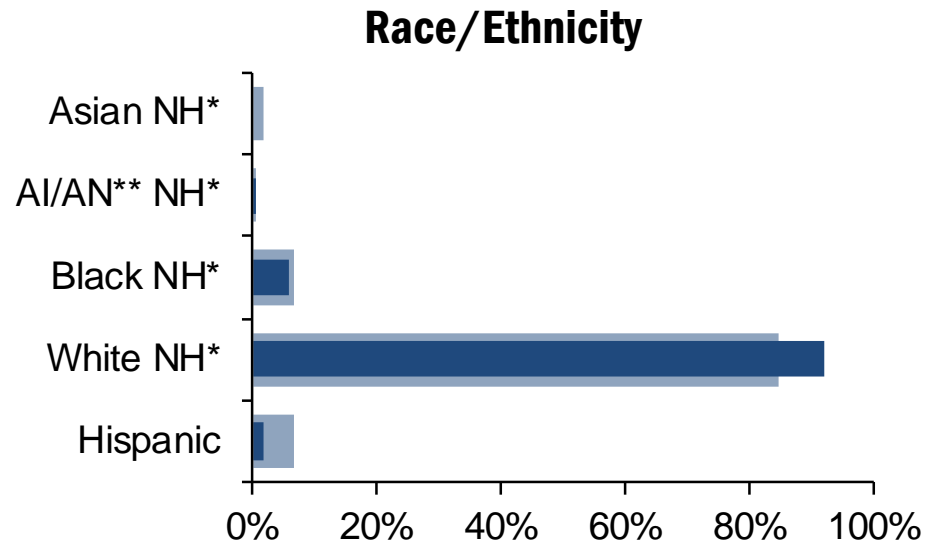
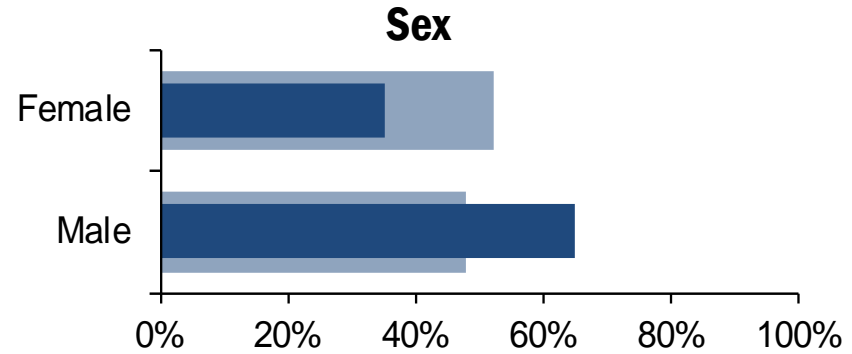
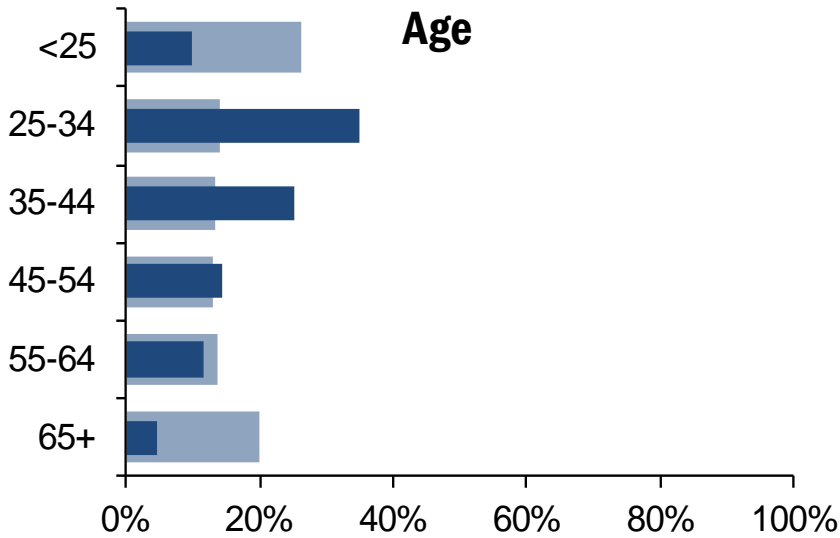
**Source:** NC State Center for Health Statistics, Vital Statistics-Deaths, All intent medication, drug, alcohol poisoning: X40-X45, Y10-Y15, X85, or X60-X64 with any mention of specific T-codes by drug type (Commonly Prescribed Opioids, Heroin, Other Synthetics, Benzodiazepines, Cocaine, Psychostimulants, Antiepileptics and Alcohol). Analysis by Injury Epidemiology and Surveillance Unit



# Demographics of Medication & Drug Overdose Deaths Compared to County Population

Buncombe County Residents, 2016-2020

■ Buncombe County Resident Population, 2016-2020  
■ Buncombe County Resident Overdose Deaths, 2016-2020



**Technical Notes:** All intent medication and drug poisoning: X40-X44, X60-X64, Y10-Y14, X85

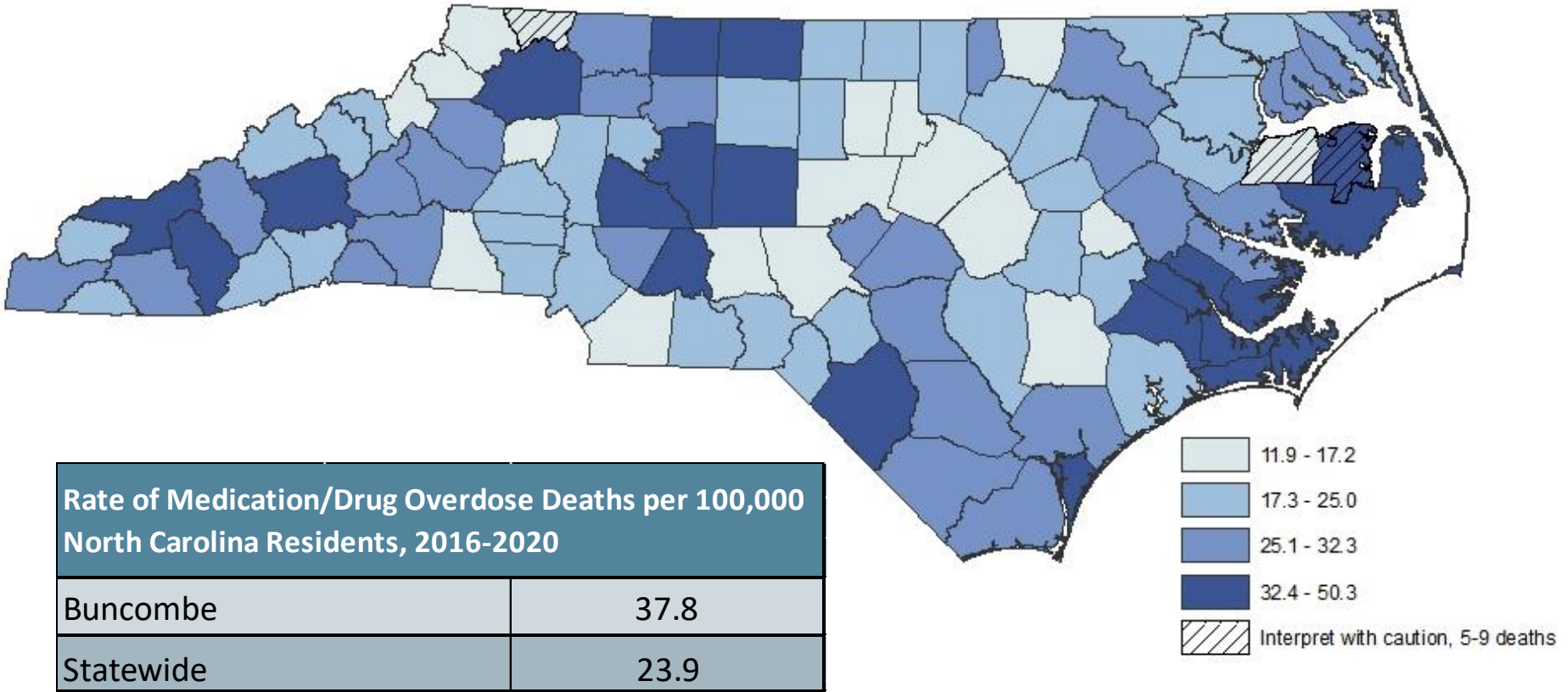
**Source:** Deaths-NC State Center for Health Statistics, Vital Statistics; Population-NCHS Analysis by Injury Epidemiology and Surveillance Unit

\* Non-Hispanic

\*\*American Indian/Alaskan Native

# Rate of Medication & Drug Overdose Deaths, All Intent

## Per 100,000 North Carolina Residents, 2016-2020

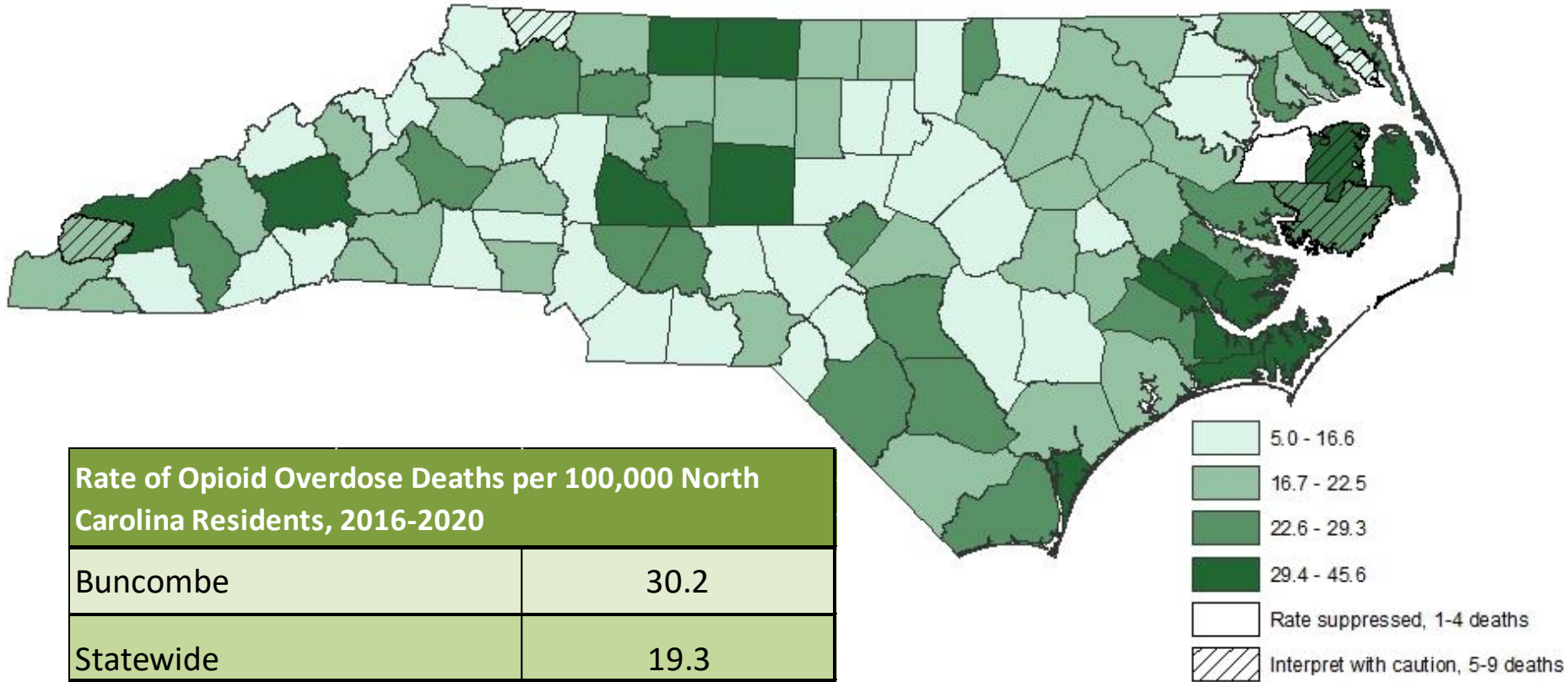


**Technical Notes:** Rates are per 100,000 NC residents; All intent medication and drug poisoning: X40-X44, X60-X64, Y10-Y14, X85  
**Source:** Deaths-NC State Center for Health Statistics, Vital Statistics; Population-National Center for Health Statistics  
 Analysis by Injury Epidemiology and Surveillance Unit



# Rate of Opioid Overdose Deaths, All Intent

Per 100,000 North Carolina Residents, 2016-2020



**Technical Notes:** Rates are per 100,000 NC residents, all intent medication and drug poisoning: X40-X44, X60-X64, Y10-Y14, X85 X40-X44 and any mention of T40.0 (opium), T40.2 (Other Opioids), T40.3 (Methadone), T40.4 (Fentanyl) and/or T40.6 (Other/unspecified narcotics)

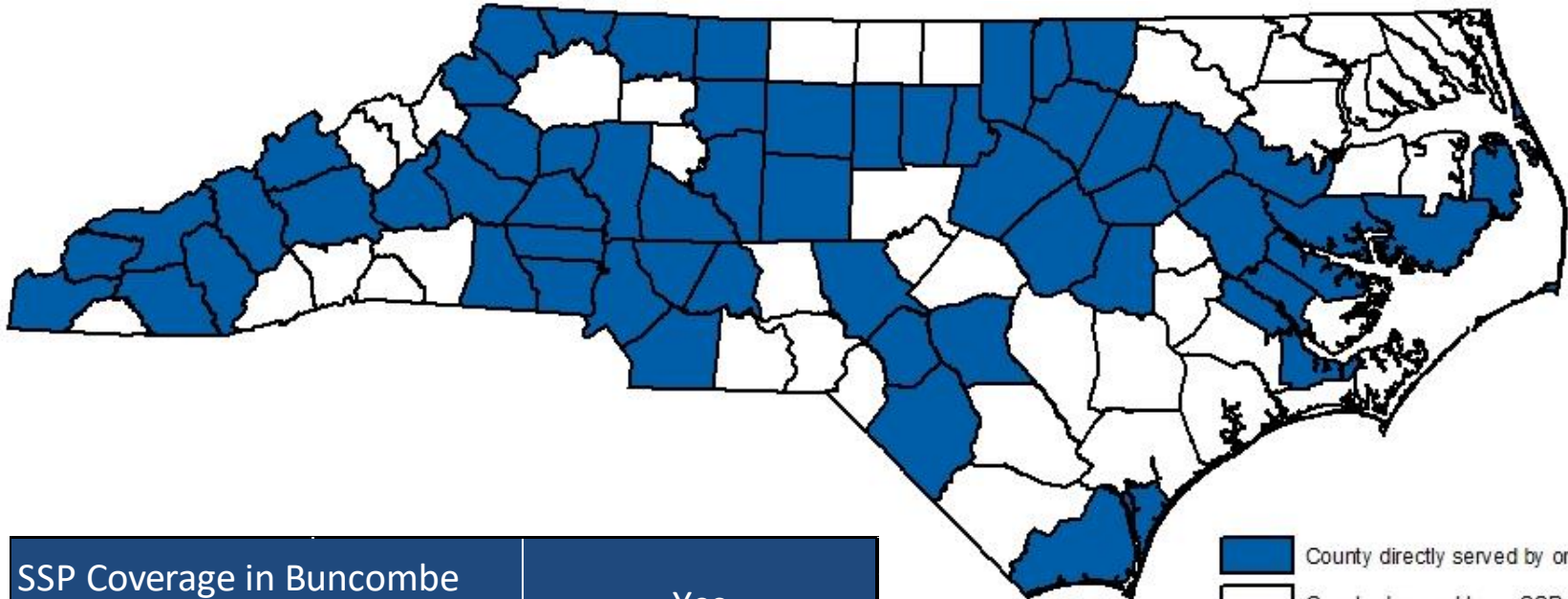
**Source:** Deaths-NC State Center for Health Statistics, Vital Statistics; Population-National Center for Health Statistics  
Analysis by Injury Epidemiology and Surveillance Unit





# Counties covered by Syringe Service Programs (SSPs)

Most Recent Year's Annual Reporting Period, 2020-2021



SSP Coverage in Buncombe County?

Yes

County directly served by one or more SSP  
County does not have SSP coverage

\*Residents from an additional 27 counties (and out of state) traveled to receive services in an SSP target county in NC

**Technical Notes:** There may be SSPs operating that are not represented on this map; in order to be counted as an active SSP, paperwork must be submitted to the NC Division of Public Health

**Source:** NC Division of Public Health, [Safer Syringe Initiative Annual Reporting](#)  
Analysis by Injury Epidemiology and Surveillance Unit





# One Year's Estimated Total Lifetime Costs

Medical\* and Statistical Life\*\* Loss from Medication & Drug Overdose Deaths, 2020

	Buncombe County	Statewide
Total Medical Costs*	\$846,227	\$24,535,913
Total Statistical Life** Loss	\$1,209,658,710	\$35,304,800,000
<b>Combined Costs</b>	<b>\$1,210,504,936</b>	<b>\$35,325,130,000</b>
<b>Cost per capita</b>	<b>\$4,594</b>	<b>\$3,332</b>

**Technical Note:** These estimates only include fatalities and do not include additional costs associated with non-fatal overdoses, treatment, recovery, and other costs associated with this epidemic.

\*Medical costs refer to medical care associated with the fatal event, including health care and lost productivity.

\*\*Value of statistical life refers to the estimated monetized quality of life lost and assesses underlying impacts on life lost.

**Source:** Deaths-NC State Center for Health Statistics, Vital Statistics, All intents, medication/drug overdose. Population-National Center for Health Statistics/Economic impact-[CDC WISQARS](#), [Cost of Injury Reports](#), National Center for Injury Prevention and Control, CDC. Analysis by Injury Epidemiology and Surveillance Unit



# Questions?

[SubstanceUseData@dhhs.nc.gov](mailto:SubstanceUseData@dhhs.nc.gov)

**Injury and Violence Prevention Branch  
NC Division of Public Health**

[www.injuryfreenc.ncdhhs.gov](http://www.injuryfreenc.ncdhhs.gov)

