

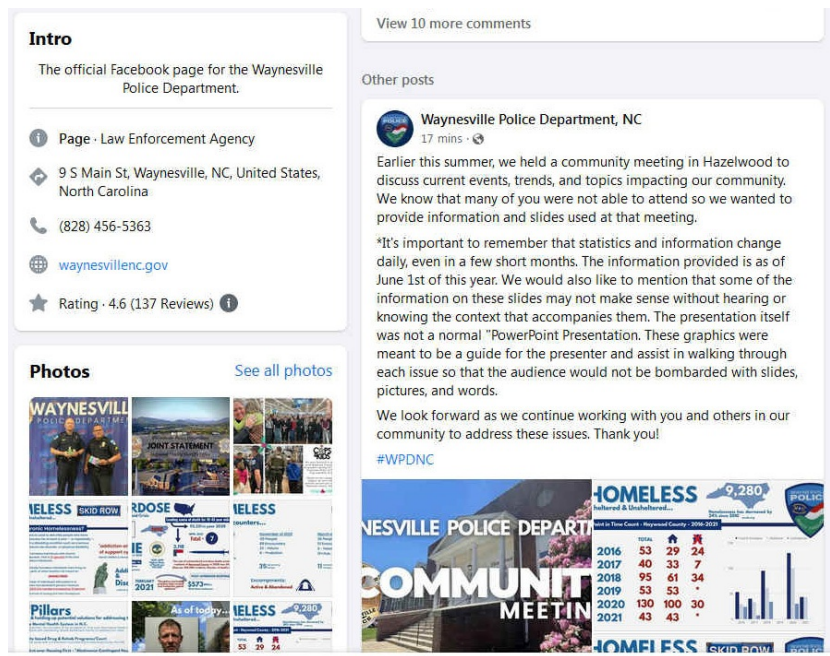
Monroe A. Miller, Jr.
2200 Camp Branch Road
Waynesville, NC 28786
August 8, 2022

Subject: Miracle! WPD Community Crime presentation slides finally posted on WPD facebook page.

Miracle!

Presentation Slides from the first Waynesville Police Department Community Crime report, initially held at 6:00 PM at 112 Virginia Ave., Waynesville, NC on 6/2/2022 were finally posted on the WPD facebook page this morning. All it took was a barrage of Requests for Public Information from **Jesse Fowler** (and other stuff), Town of Waynesville Assistant Manager.

Here is what was finally posted.



Connect with Waynesville Police Department, NC on Facebook

Log In or Create new account

Text: Waynesville Police Department, NC
44 mins ·

Earlier this summer, we held a community meeting in Hazelwood to discuss current events, trends, and topics impacting our community. We know that many of you were not able to attend so we wanted to provide information and slides used at that meeting.

*It's important to remember that statistics and information change daily, even in a few short months. The information provided is as of June 1st of this year. We would also like to mention that some of the information on these slides may not make sense without hearing or knowing the context that accompanies them. The presentation itself was not a normal "PowerPoint Presentation. These graphics were meant to be a guide for the presenter and assist in walking through each issue so that the audience would not be bombarded with slides, pictures, and words.

We look forward as we continue working with you and others in our community to address these issues. Thank you!

#WPDNC

HOMELESS

Sheltered & Unsheltered...



What is Chronic Homelessness?

Chronic homelessness is used to describe people who have experienced homelessness for at least a year – or repeatedly – while struggling with a disabling condition such as a serious mental illness, substance use disorder, or physical disability.

- There were **110,528** homeless individuals with chronic patterns of homelessness. That is **27 percent** of the total population of homeless individuals.
- **66 percent** of chronically homeless individuals were living on the street, in a car, park, or other location not meant for human habitation. **UNSHELTERED**
- Since 2007, the number of individuals with patterns of chronic homelessness has declined 8 percent. However, between **2019 and 2020 this number increased by 15 percent.**

The U.S. Department of Housing and Urban Development

"addiction and lack of support system."

Heroin Addict & Homeless Survivor.



Addiction & Disaffiliation

...end an official connection.



HOMELESS

Police Encounters...

"Service Resistant Population"



October of 2020

47 People =
73 Encounters
22 - Felons
12 - Probation
2 - Sex Offenders

28 had pending charges

November of 2020

49 People
89 Encounters
23 - Felons
8 - Probation

35 had pending charges

March of 2022

26 People
51 Encounters
8 - Felons
19=Sub. Abuse

11 had pending charges

Encampments:

Active & Abandoned



"Sheltered vs. Unsheltered"



Haywood Pathways Center

OVERDOSE

Fentanyl / Opioid Crisis



34	2018	Non-Fatal OD Cases WPD
18	2019	
17	2020	
30	2021	
12	2022	

Leading cause of death for 18-45 year olds



93,331 in year 2020

WPD: 2021
Fatal = 7

NINE
Deployments by WPD in 2021



3,118



Haywood EMS '21
134 Overdoses
126 Deployments

2015-2019
Highest Rate
of Death per
100,000

The rate of unintentional overdose deaths among residents of Haywood County in 2020 was 24.1 (Rate per 100,000 residents. Number of deaths 15)



FEBRUARY 2021

"Deceptive marketing practices that created and fueled the opioid epidemic"

POST-OVERDOSE RESPONSE

\$573 Million
Multi-State Settlement

Outreach
Information
Investigation

Five Pillars

to addressing & holding up potential solutions for addressing this issue...

1. Revitalize the Mental Health System in N.C.

*This is a complex issue that I do not claim to be an expert in. That said, the mental health crisis is fueling this issue. This could be done with redirecting Opioid Settlement money to address this need.

2. Accountability based Drug & Rehab Programs/Court

*This is currently in the works with a Treatment Court starting in Haywood County this Fall.

3. Treatment First over Housing First - "Abstinence-Contingent Housing"

* There is credible research that has found ways to use housing to reduce addiction with accountability.

*Harvard Study (2005 - 2019) - 73 chronically unsheltered individuals / 45% Death Rate / Trimorbidity 86% At ≥10 year 12%

4. By name database to track/document/and help address the needs of those who are homeless.

*A by name list approach has worked in other cities and helped drastically decrease those suffering from homelessness.

5. Incarceration!

We must embrace the idea that Jail is not killing people, addiction is. Jail, whether that be pretrial or post-trial may save someone's life. It is not uncommon for people to ask us to put them in jail because they know, that in there they are safe from themselves. That's their words, not mine.

Researched by Tyler Trantham

HOMELESS

Sheltered & Unsheltered...

Police Encounters...

"Service Resistant Population"



Areas being addressed:

Behind Walmart

Fisher Field and adjoining property

Bridges

Creek banks along the Richland

Subjects frequently being dealt with:


John Kirk (Currently Incarcerated)

Travis Paul

Paul Fooks

Michael Mascarenas (Currently Incarcerated)

Kelly Coe

WAYNESVILLE POLICE DEPARTMENT Field Contact							
	NAME:	DOB:	POB:				
	ADDRESS:			PHONE:			
	SEX:	RACE:	HEIGHT:	WEIGHT:	HAIR:	EYES:	
	SCARS, MARKS, TATTOOS:						
	DATE OF CONTACT:	TIME OF CONTACT:	LOCATION OF CONTACT:				
STATED REASON FOR BEING IN THE AREA:			CIRCUMSTANCES SURROUNDING CONTACT:				
OTHER OFFICERS PRESENT:							
ADDITIONAL COMMENTS:							
CONTACTING OFFICER:							




HOMELESS

Sheltered & Unsheltered...



Homelessness has decreased by 24% since 2010
ncceh.org



Point in Time Count - Haywood County - 2016-2021

	TOTAL	🏠	✖️
2016	53	29	24
2017	40	33	7
2018	95	61	34
2019	53	53	*
2020	130	100	30
2021	43	43	*

