

---

# HAYWOOD COUNTY PROPOSED BUDGET

---



---

**FISCAL YEAR 2018-2019**

---

**Presented by**

**Joel Mashburn  
Interim County Manager**

**To the**

**Board of County Commissioners**

**J.W. "Kirk" Kirkpatrick, III, Chairman**

**Bill L. Upton, Vice Chairman**

**L. Kevin Ensley**

**Michael T. Sorrells**

**Brandon C. Rogers**

**BUDGET MESSAGE**

**G/F REVENUES**

**G/F EXPENDITURES**

**DEBT SERVICE**

**INTERNAL SERVICE  
FUNDS**


**OTHER ANNUALLY  
BUDGETED FUNDS**

**SERVICE DISTRICTS**

**LINE ITEM DETAIL**

**BOARD OF COMMISSIONERS**

**J. W. "KIRK" KIRKPATRICK, III, CHAIRMAN**  
**BILL L. UPTON, VICE CHAIRMAN**  
**L. KEVIN ENSLEY**  
**MICHAEL T. SORRELLS**  
**BRANDON C. ROGERS**



**INTERIM COUNTY MANAGER**  
**JOEL MASHBURN**

**COUNTY ATTORNEY**  
**LEON M. KILLIAN, III**

**Budget Message**  
**Haywood County**  
**Proposed Budget for Fiscal Year 2018-2019**

**Introduction**

In accordance with North Carolina Statute 159-11, the proposed budget is hereby presented for your review and consideration. This proposed budget sets forth a plan of operations for all County departments, programs, and projects for the coming year. This proposed budget is balanced in accordance with the law and with revenues and expenditures totaling \$82,568,889.

I feel that the proposed plan is fiscally responsible, meets the needs of our citizens and moves the County forward to meet the challenges ahead.

**Economy**

Haywood County is still being impacted by the recession of 2008. During those recession years, drastic measures were taken appropriately to "live within our means." Most of those cuts affected the essential services of Public Safety and Facility Maintenance. Although each budget since has taken steps to recover, there is still much left to be done, and other circumstances have occurred that require an increase in funding in order to provide adequate services.

The proposed Fiscal Year 2018-2019 budget attempts to take positive steps to further recover from the negative impact of the recession. A major factor that is in our favor has been the improving economy of the county.

According to the North Carolina State University Index of North Carolina Leading Economic Indicators, the state economy has been trending upward since 2015. To quote from the study, "The strength of the Index's gain in the last two years increases our confidence that 2018 will be another growth year for the North Carolina economy." Many of our own indicators point toward having the same level of confidence in our local economy.

According to the North Carolina Department of Commerce, the unemployment rate for Haywood County for the month of February was 4.1%. For the same month in 2017, it was 5.3%. The unemployment rate has steadily declined from the high of 12% just 8 years ago (2010). The statewide rate is 4.6%, so we are faring a little better than much of the state.

Another positive indicator is the continued growth of our tourist industry. According to the 2017-2020 North Carolina Appalachian Regional Commission Program Development Plan, visitors to Haywood County increased their spending by 15% from 2012 to 2016. This expenditure of the tourist dollar generated a payroll of over \$38 million dollars and created almost two thousand new jobs. It is evident that Haywood County is becoming a year round visitor attraction, so employment in the tourism industry is becoming much less seasonal.

Another indicator of the county's growth is the increase in the building permits we are issuing. According to statistics from our Haywood County Development Services office, in Fiscal Year 2016, we issued 492 building permits with a construction cost of \$51,777,164. For Fiscal Year 2017, we issued 543 building permits with a construction value of \$53,917,311. So far this fiscal year, we have already issued 421 building permits with a construction value of \$44,493,745, and we still have 3 months to go. At the rate we have been issuing permits, we may very well reach almost \$60 million in new construction.

Lastly, in an effort to put Haywood County in the best possible position for future and improved economic development, the commissioners approved a plan developed by the Chamber of Commerce and the Economic Development Council (EDC) to enter into an agreement with the Asheville Chamber of Commerce for consulting, advertising and marketing functions.

Because of the overwhelming success of the Asheville Chamber/EDC bringing in new business and industry during the past five years, we have every reason to be optimistic that the returns on this arrangement will be most promising.

## **Revenues**

### **Taxes**

Revenues continue to show improvement, indicating that we are slowly but surely recovering from the disastrous recession of 2008. According to Julie Davis, Director of Finance, our overall revenue estimate is up 3.7%. Of course, Ad Valorem Taxes make up 53% of the budget for a total of \$43,844,596. Sales Tax is budgeted showing a 5.22% increase, bringing in \$15,393,989. In addition to these two major funding sources, the County has seen increases in taxes related to tourism, deed transfers, and new building permits.

### **Fees**

An increase in ambulance fees is proposed for the first time since 2009. This increase will bring ambulance fees in line with what is authorized for Medicare/Medicaid reimbursement and what most insurance plans are willing to approve. To charge anything less means that more of the cost of providing quality emergency services to our citizens is placing a greater burden on property taxes, when the payer could be picking up a larger share of the cost.

## **Investments**

A major percentage increase is in our investments, although still much lower than we had seen before 2008. Again, our Director of Finance estimates that we may see as much as a 130% increase on our investments in the North Carolina Capital Management Trust as well as investments in other government securities.

## **Fund Balance**

In the fiscal year 2017-2018, \$2,528,215 of fund balance was originally appropriated to cover voting machines and other capital expenditures. However, the voting machines will not be purchased before June 30<sup>th</sup>. This makes it necessary to budget them again in the 2018-2019 fiscal year. Because of this, \$800,000 has been included as a fund balance appropriation. Other capital items using a fund balance appropriation include facility security equipment and vehicle replacements for several departments.

At June 30, 2017, the fund balance available for appropriation was 31.85% of expenditures. In the current fiscal year, we have already appropriated over \$3 million of this amount, which could potentially drop the available fund balance to around 29-30% by June 30, 2018, depending on the final amount of expenditures for the year. The \$1,749,500 appropriation in the 2018-2019 fiscal year may take it down another 1 ½% by June 30, 2019. This does not take into account any fund balance amount restricted for the public schools and community college capital.

## **Expenditures**

### **Personnel**

Included in the proposed budget, and in keeping with one of the Board's stated goals, is a 1% COLA increase, 2% merit and 1% increase to the 401K for all eligible employees except for Law Enforcement, which is already at 5%. Also included is a recommendation for nine (9) new full time positions and one part time position. These new positions are:

- Human Resources Assistant
- Land Records Office Assistant
- Custodian
- Maintenance Technician
- Shelter Technician - two (2)
- Erosion Control Specialist
- Health Educator
- Assistant County Manager - (1/2 year)
- Sheriff's Office - (part time)

## Education

Included in the proposed budget is \$15,993,611 for current expenses and \$750,000 for Capital Outlay. These recommendations are based on the current agreed upon formula.

Also proposed is an appropriation to the community college in the amount of \$2,750,085 for current operating expenses and \$360,000 for capital projects. The total is a 15% increase.

## Capital Outlay

The biggest ticket item in Capital Outlay for Fiscal Year 2018-2019 is \$800,000 for voting machines. This, however, is for the same voting machines budgeted in Fiscal Year 2017-2018 but not purchased, meaning that we did not have to spend as much of our fund balance as we had budgeted this year, but we will have to spend it next year.

Another large ticket item is replacing three (3) ambulances and a Quick Response Vehicle (QRV). Two of the ambulances will be done as remounts at \$150,000 each and one new ambulance at \$220,000. Also recommended in the proposal is \$230,418 for six (6) new patrol vehicles in the Sheriff's Office.

Additional vehicles are:

- Environmental Health - two (2)
- DSS - one (1)
- Animal Control - two (2)
- Inspections - two (2)
- Tax Assessment - one (1)
- Central Garage - one (1)

Almost \$350,000 is being proposed to improve security. \$154,000 is recommended to upgrade the security in County facilities and \$191,000 is budgeted to replace the security in the Detention Center.

The balance of the capital outlay budget is to repair things that are broken or need to be replaced, or obsolete and no longer effective for their intended purpose.

## Recommendation

It is recommended that the commissioners approve a General Fund Budget in the amount of \$82,568,889 at a tax rate of 58.5 cents per one hundred dollars (\$100) valuation of property listed for taxes as of January 1, 2018. This rate of tax is based on an estimated total valuation of property for the purpose of taxation of \$7,501,403,243 and an unaudited estimated tax rate of 97.47% on property for Fiscal Year 2017-2018.



Joel Mashburn, Interim County Manager  
Haywood County  
May 7, 2018

---

# REVENUE

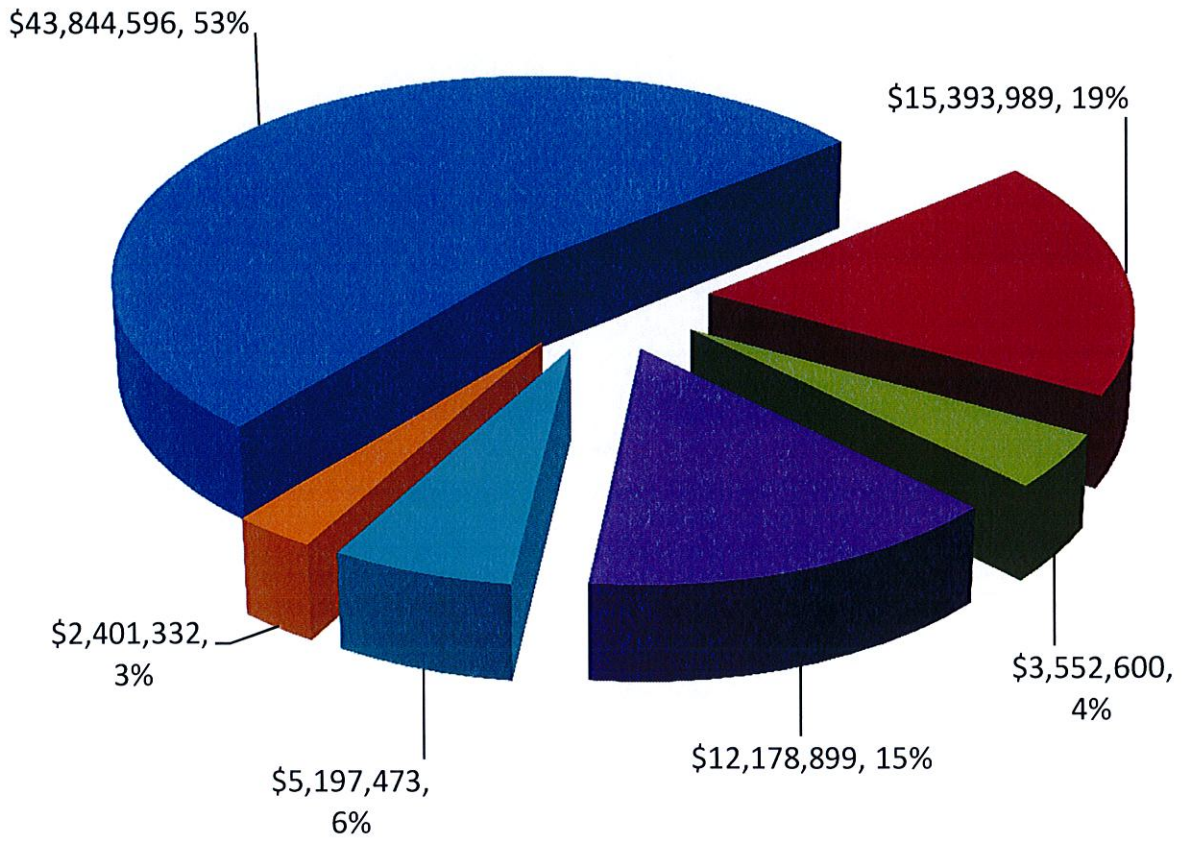


## REVENUES BY SOURCE



- **Ad Valorem Property Tax** - collections of current year and prior year tax levies, including NC DOR Motor Vehicle Tax & Tag; interest on delinquent taxes; and late listing penalties.
- **Local Option Sales Taxes** - collections of the one-percent local option sales tax (Article 39), the two one-half of one-percent local option sales taxes (Article 40, 42) the one-quarter of one-percent local option sales tax (Article 46) and the state 524 distribution of sales tax.
- **Other Taxes and Licenses** – collections of real property excise taxes; telecommunications/video tax; occupancy tax; and other taxes.
- **Unrestricted Intergovernmental** – Federal assistance including payments in lieu of taxes for federal forest land.
- **Restricted Intergovernmental** – state, federal, and local government payments for general government; public safety; mass transit; animal control; economic & physical development; health; family services; social services; home and community care block grant & meals on wheels; other human services; public schools capital; cultural & recreational; and ABC distributions.
- **Permits and Fees** – building permits; inspection and plan review fees; concealed weapon and permit fees.
- **Sales and Services** – jail fees; rents; ambulance charges; library service revenues; other cultural and recreational service revenues; client and third party payments for health, mental health and social services.
- **Investment Earnings** – NC Cash Management Trust; bank deposits; and short-term interest bearing accounts.
- **Miscellaneous** - private contributions and donations, sales tax refunds, and other miscellaneous revenues.
- **Other Financing Sources** – proceeds of sale of bonds and notes; proceeds of lease-purchase agreements; proceeds of sales of capital assets, and fund balance appropriation.

**HAYWOOD COUNTY FY  
2018-2019  
GENERAL FUND REVENUES  
LOCAL SOURCES**



## HAYWOOD COUNTY GENERAL FUND

ACCOUNT NUMBER	DEPARTMENT	FY 2017-2018 ORIGINAL BUDGET	FY 2018-2019 DEPARTMENT REQUEST	FY 2018-2019 ADMIN RECOMMENDED
<b><u>REVENUES</u></b>				
<b><u>Ad Valorem Taxes</u></b>				
110010-4107	Taxes-Ad Valorem-07	4,586	-	-
110010-4108	Taxes-Ad Valorem-08	6,135	-	-
110010-4109	Taxes-Ad Valorem-09	6,997	46,193	46,193
110010-4110	Taxes-Ad Valorem-10	7,928	13,157	13,157
110010-4111	Taxes-Ad Valorem-11	9,301	12,553	12,553
110010-4112	Taxes-Ad Valorem-12	14,049	5,240	5,240
110010-4113	Taxes-Ad Valorem-13	35,352	7,479	7,479
110010-4114	Taxes-Ad Valorem-14	87,917	20,251	20,251
110010-4115	Taxes-Ad Valorem-15	250,662	61,726	61,726
110010-4116	Taxes-Ad Valorem-16	783,788	252,533	252,533
110010-4117	Taxes-Ad Valorem-17	38,535,282	661,500	661,500
110010-4118	Taxes-Ad Valorem-18	-	38,950,055	39,378,718
11-0012	Taxes-Ad Valorem-RMV	<u>3,382,855</u>	<u>3,385,246</u>	<u>3,385,246</u>
		<b>43,124,852</b>	<b>43,415,933</b>	<b>43,844,596</b>
<b><u>Local Option Sales Taxes</u></b>				
11-0020-423100	1% Local Option Sales Tax	5,725,000	5,965,014	6,144,933
11-0020-423200	1/2% Local Option Sales Tax	3,650,000	3,670,207	3,780,910
11-0020-423300	1/2% Local Option Sales Tax	3,350,000	3,321,848	3,422,043
11-0020-423450	State 524 Dist. Sales Tax	30,000	36,000	36,000
11-0020-423500	0.25% Local Option Sales Tax	<u>1,875,000</u>	<u>1,951,249</u>	<u>2,010,103</u>
		<b>14,630,000</b>	<b>14,944,318</b>	<b>15,393,989</b>
<b><u>Other Taxes &amp; Licenses</u></b>				
11-0030-421100	Taxes-Rental Vehicle Tax-County	30,000	32,000	32,000
11-0030-424000	Taxes-Real Property Excise Tax	700,000	854,000	900,000
11-0030-42610	Telecomm.-Video & Cable Tax	312,000	312,000	312,000
11-0030-426103	Supplement Peg Channel Support	28,000	25,500	25,500
11-0030-42701	Occupancy Tax	1,512,000	1,812,000	1,812,000
11-0030-434400	Reg of Deeds-Excluding Excise Tax	<u>469,600</u>	<u>471,100</u>	<u>471,100</u>
		<b>3,051,600</b>	<b>3,506,600</b>	<b>3,552,600</b>

ACCOUNT NUMBER	DEPARTMENT	FY 2017-2018 ORIGINAL BUDGET	FY 2018-2019 DEPARTMENT REQUEST	FY 2018-2019 ADMIN RECOMMENDED
<b><u>Unrestricted Intergovernmental</u></b>				
11-0040-431210	Payments in Lieu of Taxes	300,604	250,000	315,000
11-0040-432411	Beer & Wine Tax	-	150,000	150,000
		<b>300,604</b>	<b>400,000</b>	<b>465,000</b>
<b><u>Restricted Intergovernmental</u></b>				
11-0050-441	General Government	117,500	117,000	117,000
11-0050-443	Public Safety	672,000	725,489	725,489
11-0050-445	Mass Transit	125,206	125,206	125,206
11-0050-448	HAWA	25,000	-	25,000
11-0050-449	Economic & Physical Development	243,073	25,500	25,500
11-0050-451	Health	1,615,289	1,667,015	1,667,015
11-0050-453	Social Services	6,979,340	7,918,608	7,643,953
11-0050-4544	06CAP DSS Medicaid Cap Reimbur	270,000	295,000	295,000
11-0050-455	HCCBG/Meals on Wheels	409,000	412,903	412,903
11-0050-458	Other Human Services	295,992	295,992	295,992
11-0050-459	Public Schools	268,758	205,103	205,103
11-0050-461	Cultural & Recreation	108,200	107,000	107,000
11-0050-471	Maggie Valley	9,370	8,738	8,738
11-0050-483	ABC Distributions	60,000	60,000	60,000
		<b>11,198,728</b>	<b>11,963,554</b>	<b>11,713,899</b>
<b><u>Permits &amp; Fees</u></b>				
11-0060-4343	Building Permit & Inspection Fees	295,000	295,000	350,000
11-0060-443	Sheriff fees	62,500	66,000	66,000
11-0060-4734	Plan Review Fees - Erosion Cntrl	30,000	25,000	25,000
11-0060-491	Plan Review Fees - Planning	16,000	12,000	12,000
		<b>403,500</b>	<b>398,000</b>	<b>453,000</b>

ACCOUNT NUMBER	DEPARTMENT	FY 2017-2018 ORIGINAL BUDGET	FY 2018-2019 DEPARTMENT REQUEST	FY 2018-2019 ADMIN RECOMMENDED
<b><u>Sales &amp; Services</u></b>				
11-0070-441	General Government	102,625	71,450	86,550
11-0070-442	Central Services	68,950	69,500	69,500
11-0070-443	Public Safety	3,381,380	3,645,612	3,813,610
11-0070-449	EDC/Extension	16,500	18,500	18,500
11-0070-45	Health & Human Services	501,355	525,213	525,213
11-0070-461	Culture and Recreation	37,200	37,100	37,100
11-0070-48	Miscellaneous/Rents	203,751	192,500	194,000
		<b>4,311,761</b>	<b>4,559,875</b>	<b>4,744,473</b>
<b><u>Investment Earnings</u></b>				
11-0090-483491	Investment Earnings	200,000	450,000	500,000
11-0090-483492	Interest Earnings	-	10,188	10,188
		<b>200,000</b>	<b>460,188</b>	<b>510,188</b>
<b><u>Miscellaneous</u></b>				
11-0100	Miscellaneous/Contributions	138,172	139,144	139,144
		<b>138,172</b>	<b>139,144</b>	<b>139,144</b>
<b><u>Other Financing Sources</u></b>				
11-0110-483820	Sale of Capital Assets	2,500	2,500	2,500
11-0110-492910	Proceeds of L/P Agreements	387,000	-	-
11-0110-499991	Fund Balance Appropriated	2,528,215	-	1,749,500
		<b>2,917,715</b>	<b>2,500</b>	<b>1,752,000</b>
	<b>TOTAL</b>	<b>80,276,932</b>	<b>79,790,112</b>	<b>82,568,889</b>

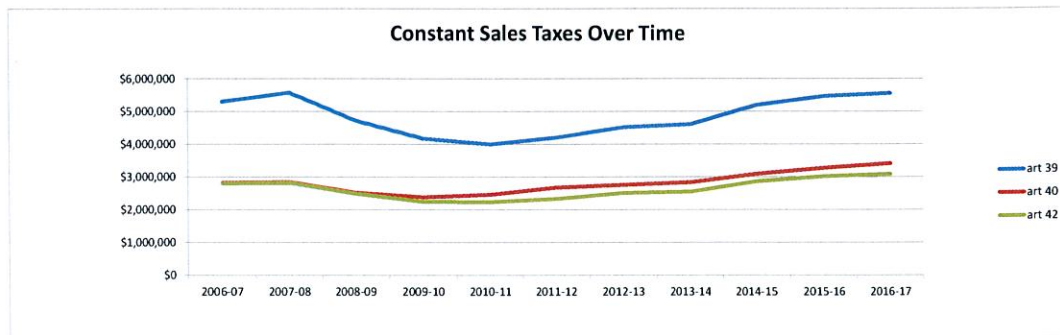
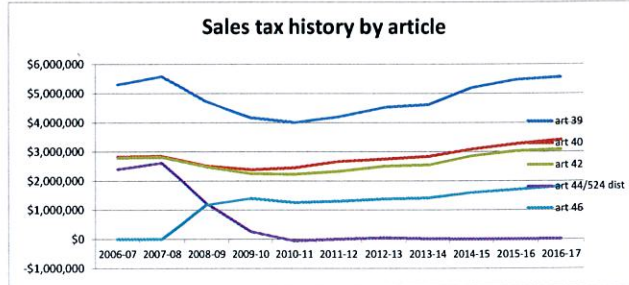
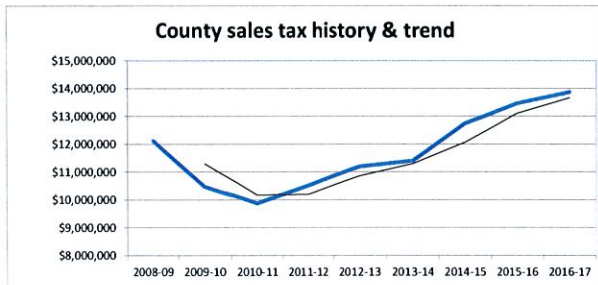
## HAYWOOD COUNTY Sales Tax History

	2006-07	2007-08	2008-09	2009-10	2010-11	2011-12	2012-13	2013-14	2014-15	2015-16	2016-17	2017-18	2018-19	2019-20
art 39	5,309,256	5,583,168	4,722,923	4,176,798	4,000,501	4,205,612	4,519,352	4,611,057	5,196,979	5,468,470	5,560,811	5,755,000	6,144,933	6,347,716
art 40	2,821,443	2,843,589	2,512,605	2,378,883	2,455,091	2,672,163	2,749,287	2,834,606	3,089,905	3,269,844	3,406,225	3,650,000	3,780,910	3,905,680
art 42	2,797,020	2,817,769	2,485,360	2,247,028	2,227,684	2,330,584	2,502,488	2,544,978	2,860,084	3,019,509	3,082,922	3,350,000	3,422,043	3,534,971
art 44/524 dist	2,405,163	2,618,007	1,220,551	264,951	(51,167)	(1,024)	41,660	6,725	(879)	4,163	9,903	30,000	36,000	37,188
art 46	-	-	1,184,146	1,403,893	1,254,506	1,304,097	1,380,730	1,410,052	1,600,475	1,701,306	1,810,904	1,875,000	2,010,103	2,076,437
	13,332,882	13,862,533	12,125,585	10,471,553	9,886,615	10,511,432	11,193,517	11,407,418	12,746,564	13,463,292	13,870,765	14,660,000	15,393,990	15,901,991

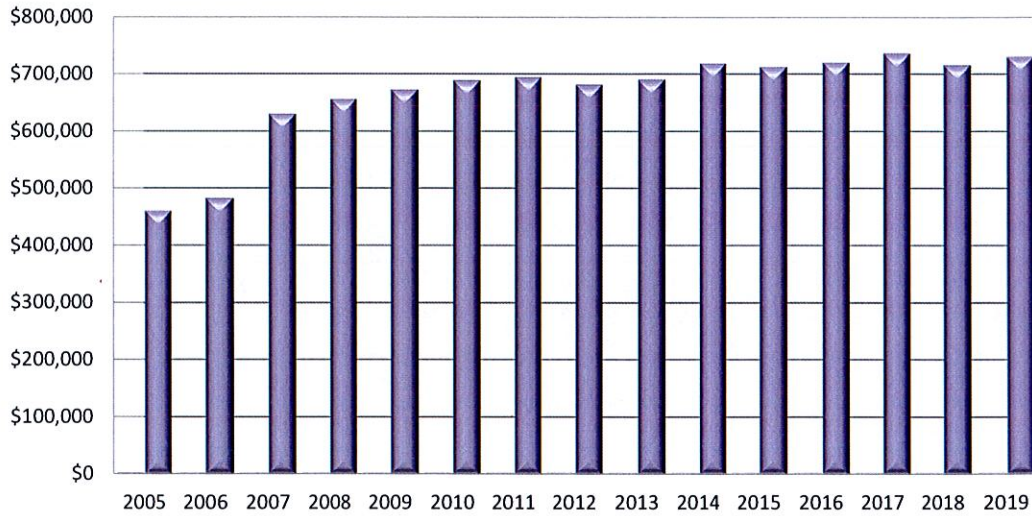
	2006-07	2007-08	2008-09	2009-10	2010-11	2011-12	2012-13	2013-14	2014-15	2015-16	2016-17	2017-18	2018-19	2019-20
	13,332,882	13,862,533	12,125,585	10,471,553	9,886,615	10,511,432	11,193,517	11,407,418	12,746,564	13,463,292	13,870,765	14,660,000	15,393,990	15,901,991
		4.0%	-12.5%	-13.6%	-5.6%	6.3%	6.5%	1.9%	11.7%	5.6%	3.0%	5.7%	5.0%	3.3%

<sup>1</sup> estimated

from 2017 forward, the art 44 is changed to the new state 524 distribution



### Value of one penny on tax rate



	Total Assessed Value	Percent Collected	Total Direct Tax Rate (Per \$100)	Fiscal Year	One penny on the tax rate	
	4,757,892,141	0.9693	0.61	2005	461,182.49	
	4,982,857,214	0.9695	0.61	2006	483,088.01	
Reval FY	6,499,330,181	0.9701	0.497	2007	630,500.02	Reval FY
	6,771,497,642	0.9702	0.497	2008	656,970.70	
	7,039,518,034	0.9569	0.497	2009	673,611.48	
	7,196,429,119	0.9582	0.514	2010	689,583.43	
	7,230,675,293	0.9613	0.514	2011	695,084.82	
Reval FY	7,093,917,235	0.9618	0.5413	2012	682,292.96	Reval FY
	7,189,894,232	0.9609	0.5413	2013	690,876.94	
	7,427,627,563	0.9685	0.5413	2014	719,365.73	Incl. MV 16 mos.
	7,316,152,780	0.9754	0.5413	2015	713,617.54	
	7,412,165,518	0.9728	0.5661	2016	721,055.46	
	7,560,858,329	0.9747	0.5661	2017	736,956.86	
Reval FY estimates	7,346,224,297	0.9747	0.5858	2018	716,036.48	

---

# EXPENDITURES

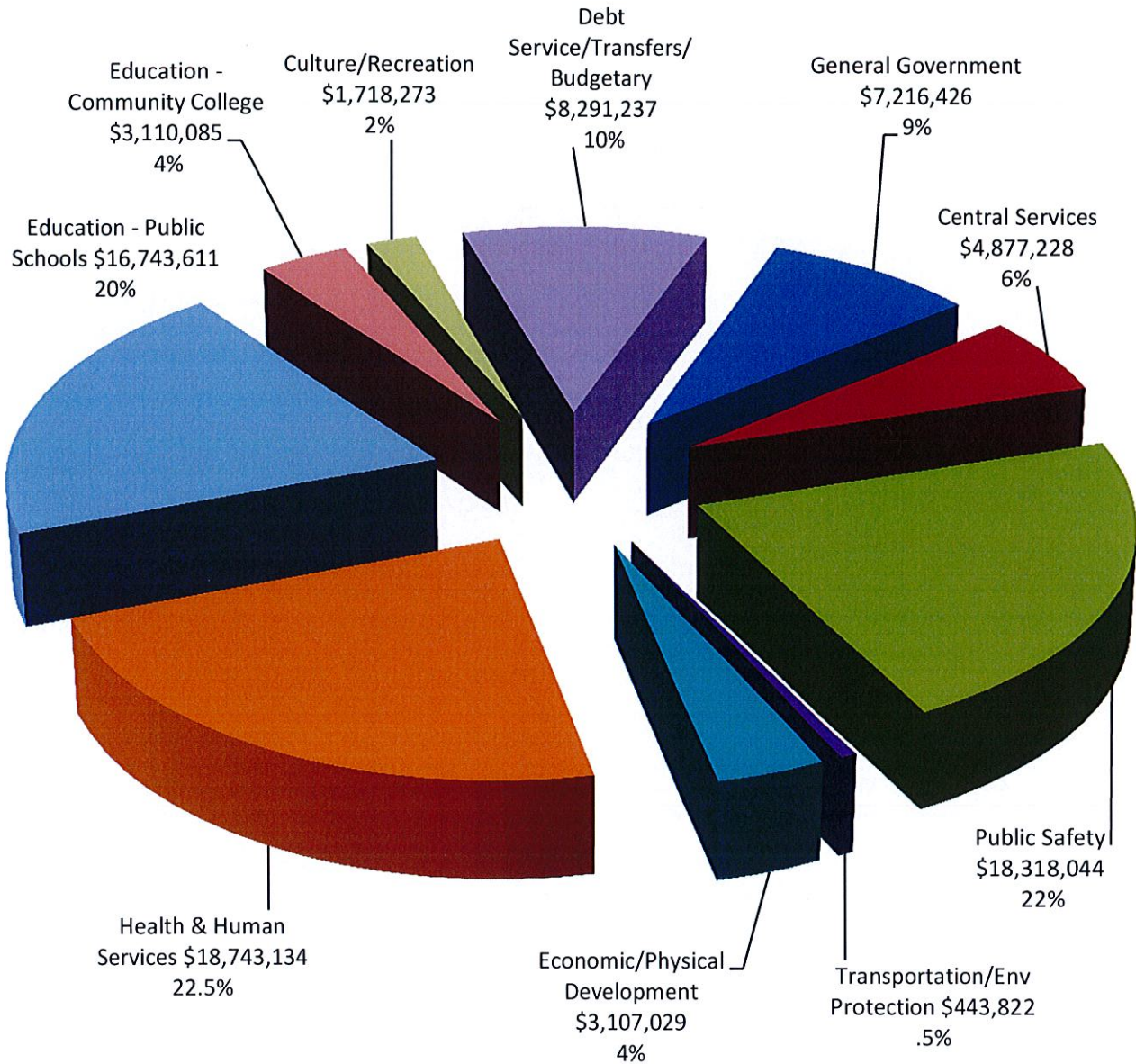


## **EXPENDITURES BY FUNCTION**

- **General Government** - expenditures for the governing body, administration, elections, finance, tax collections and revaluations, legal services, wellness clinic, and register of deeds.
- **Central Services** - expenditures for construction and maintenance of public buildings not related to other functions, central garage and technology systems.
- **Public Safety** - expenditures for the sheriff's department, jails, emergency communications, court facilities, building and fire inspections, emergency service activities including rescue and ambulance services, animal services, medical examiners.
- **Transportation and Environmental Protection** - expenditures for mass transit services.
- **Economic and Physical Development** - expenditures for planning and development services, economic development, tourism development, community development, extension services and soil and water conservation.
- **Health & Human Services** - expenditures for public health, mental health, and social services programs; veterans' service officers; County's share of AFDC payments, and Special Assistance to Adults; county's share paid to a multi-county health district.
- **Education** - appropriations to school administrative units and to community college systems for current operations and capital outlays.
- **Cultural and Recreation** - expenditures for public library and recreation.
- **Transfers, and Budgetary Accounts** - expenditures for principal, interest and fees paid or accrued on debt, transfers to other funds, unallocated fringe benefits and contingency.



# HAYWOOD COUNTY FY 2018-2019 GENERAL FUND PROPOSED EXPENDITURES



ACCOUNT NUMBER	DEPARTMENT	FY 2017-2018 ORIGINAL BUDGET	FY 2018-2019 DEPARTMENT REQUEST	FY 2018-2019 ADMIN RECOMMENDED
<b><u>EXPENDITURES</u></b>				
<b><u>General Government</u></b>				
11-4110	Governing Body	669,681	700,838	386,359
11-4120	Administration	438,994	429,873	437,368
11-4130	Finance	632,205	643,057	645,056
11-4135	Human Resources	774,574	894,654	881,679
11-4137	Wellness Clinic	253,443	254,597	249,791
11-4140	Tax Collections	505,321	536,135	546,296
11-4141	Tax Assessments	1,480,093	1,040,251	1,036,130
11-4142	Land Records/GIS	342,353	409,010	368,661
11-4150	Legal	250,168	225,664	225,562
11-4162	Mountain Mediation	-	-	-
11-4170	Elections	1,375,191	1,660,743	1,460,878
11-4180	Register of Deeds	796,818	913,529	978,646
		<b>7,518,841</b>	<b>7,708,351</b>	<b>7,216,426</b>
<b><u>Central Services</u></b>				
11-4200	Technology Services	1,427,691	1,976,331	1,698,331
11-4250	Garage	178,272	254,401	236,496
11-4260	Facilities & Maintenance	2,609,218	3,159,287	2,942,401
		<b>4,215,181</b>	<b>5,390,019</b>	<b>4,877,228</b>

ACCOUNT NUMBER	DEPARTMENT	FY 2017-2018 ORIGINAL BUDGET	FY 2018-2019 DEPARTMENT REQUEST	FY 2018-2019 ADMIN RECOMMENDED
<b><u>Public Safety</u></b>				
11-4310	Sheriff	5,236,358	6,026,876	5,709,339
11-4311	911 Communications Center	1,133,952	1,185,827	1,189,026
11-4315	Sheriff-SRO Officers	316,595	335,594	331,959
11-4320	Detention Center	3,196,060	3,492,803	3,461,209
11-4330	Court Facilities	110,450	100,950	100,950
11-4341	NC Forest Service	95,754	99,500	113,000
11-4350	Inspections	470,672	537,573	526,050
11-4360	Medical Examiner	110,000	125,000	125,000
11-4370	Emergency Medical Services	5,415,012	6,059,084	5,593,323
11-4375	Emergency Management			286,587
11-4371	Rescue Squad	30,000	30,000	28,000
11-4380	Animal Services	654,009	874,487	853,601
		<b>16,768,862</b>	<b>18,867,694</b>	<b>18,318,044</b>
<b><u>Transportation and Environmental Protection</u></b>				
11-4520	Mass Transit	278,822	278,822	443,822
		<b>278,822</b>	<b>278,822</b>	<b>443,822</b>
<b><u>Economic and Physical Development</u></b>				
11-4910	Development Services	442,881	473,307	460,509
11-4920	Economic Development	283,059	259,059	323,345
11-4923	Tourism Development	1,486,880	1,635,568	1,635,568
11-493*	Community Development	17,500	10,500	17,500
11-494*	Special Employment Programs	-	10,000	10,000
11-4950	Extension	284,395	321,267	319,846
11-4960	Soil & Water Conservation	239,861	265,050	251,273
11-4963	Soil & Water Conserv-Ag Tech	85,181	89,349	88,988
		<b>2,839,757</b>	<b>3,064,100</b>	<b>3,107,029</b>

ACCOUNT NUMBER	DEPARTMENT	FY 2017-2018 ORIGINAL BUDGET	FY 2018-2019 DEPARTMENT REQUEST	FY 2018-2019 ADMIN RECOMMENDED
<b><u>Health &amp; Human Services</u></b>				
11-5110	Health	2,509,533	2,528,249	2,519,268
11-5112	Immunization Action	700	-	-
11-5113	Dental Clinic	555,234	567,213	566,307
11-5120	Child Health	2,630	-	-
11-5130	Family Planning	29,000	-	-
11-5151	Adult Health Services	15,355	12,835	12,835
11-5158	Breast & Cervical Cancer Control	16,000	-	-
11-5170	WIC	274,301	279,380	278,901
11-5180	Maternal Health	500	-	-
11-5181	Environmental Health	717,519	854,918	850,428
11-5185	T-B Control	2,000	-	-
11-5200	Mental Health	105,000	105,000	105,000
11-5310	Social Services	8,476,480	8,905,643	8,905,225
11-5312	Work First/Employee Trans	15,161	10,000	10,000
11-5340	Public Assistance	3,169,423	3,740,802	3,230,446
11-5350	Meals on Wheels	322,185	320,557	318,560
11-5372	Work First	258,003	269,141	319,141
11-5392	Adoption Awareness	34,917	30,000	30,000
11-5401	Adult Day Care - DSS	289,114	309,410	307,514
11-5402	C.A.P Community Alternatives	375,636	370,626	367,789
11-5403	Community Connections	100,000	100,000	100,000
11-5412	Community Crisis Management	4,000	4,000	4,000
11-5471	Adoption Payments	221,510	-	-
11-5550	Title III Grants	339,578	347,578	347,578
11-5551	Action/Foster Grandparents	-	16,000	16,000
11-5553	Mountain Projects contribution	-	150,000	-
11-5820	Veterans Service Office	123,349	129,151	129,492
11-5830	Youth Services	332,150	324,650	324,650
		<b>18,289,278</b>	<b>19,375,153</b>	<b>18,743,134</b>

ACCOUNT NUMBER	DEPARTMENT	FY 2017-2018 ORIGINAL BUDGET	FY 2018-2019 DEPARTMENT REQUEST	FY 2018-2019 ADMIN RECOMMENDED
<b><u>Education</u></b>				
11-5911	Public Schools-Current Operations	15,517,883	15,961,391	15,961,391
11-5911	Public Schools-Alt. learning Cntr	-	-	-
11-5911	Public Schools-Current Operations-Virtual Ct	15,010	14,220	14,220
11-5911	Public Schools-ABC Revenues	17,500	18,000	18,000
11-5912	Public Schools-Capital Outlay	700,000	750,000	750,000
11-5921	Comm College-Current Operations	2,585,585	2,750,085	2,750,085
11-5922	Comm College-Capital Outlay	116,000	360,000	360,000
		<b>18,951,978</b>	<b>19,853,696</b>	<b>19,853,696</b>
<b><u>Cultural and Recreation</u></b>				
11-6110	Library	1,422,434	1,451,086	1,454,308
11-6120	Recreation	232,859	266,287	263,965
11-6121	Recreation-Towns	25,000	-	-
11-6170	Arts	-	10,000	-
		<b>1,680,293</b>	<b>1,727,373</b>	<b>1,718,273</b>
<b><u>Debt Service, Transfers and Budgetary Accounts</u></b>				
11-8000	Nondepartmental	790,179	899,706	1,177,286
11-9100	Debt Service	7,665,485	5,960,028	5,965,028
11-9820	Transfers to S/R Funds	65,000	65,000	65,000
11-9830	Transfers to D/S Funds	953,256	631,741	783,923
11-9910	Contingency	260,000	300,000	300,000
		<b>9,733,920</b>	<b>7,856,475</b>	<b>8,291,237</b>
	<b>TOTAL</b>	<b>80,276,932</b>	<b>84,121,683</b>	<b>82,568,889</b>
		-	(4,331,571)	-

---

# DEBT SERVICE

**HAYWOOD COUNTY  
DEBT SERVICE  
FY 2018-2019**

	PRINCIPAL	INTEREST	TOTAL DEBT SERVICE	REPAYMENT SOURCES
<b>EXISTING:</b>				
REFUNDED GO BOND - LEC	655,000	80,182	735,182	property taxes
REFUNDED COPs, CH Reno., J Creek Prop., Aux.Srvs. Facility	795,000	37,847	832,847	property taxes/contr. From MV & T.O.W.
REFUNDED GO BOND 2006 BETHEL SCHOOL	1,085,000	148,790	1,233,790	sales taxes
GO BOND 2008 PHASE 2 - SCHOOL PROJECTS	350,000	141,150	491,150	sales taxes
<b>LOANS FOR C.O.A. LOAN ASSUMPTION/PROP PURCHASE:</b>				
<b>LOAN ASSUMPTIONS:</b>				
Assumption #1 prop purchase \$154,905.05	2,998	5,482	8,480	DSS revenues & reduction in allocations
Assumption #2 prop purchase \$1,186,544.52	22,067	46,231	68,298	
LOAN -EQUITY- prop purchase \$159,018.17	2,560	5,929	8,489	
HCC \$11.1 million capital projects loan	746,667	169,978	916,645	sales taxes ded. to HCC
USDA Adaptive reuse project - DSS/Health/Permitting	188,905	419,345	608,250	DSS revenues & prop tax
Installment Loan for PHS renovation school project	170,000	20,102	190,102	Lottery proceeds
HCC \$4.1 million Public Services facility	410,000	61,992	471,992	sales taxes ded. to HCC
EMS / Emergency Mgt. base	210,000	42,672	252,672	property taxes
Animal Services Building Project	47,006	92,125	139,131	property taxes & public donations
Economic Development loan (Haywood Advancement)	-	5,000	5,000	property taxes
<b>TOTAL GENERAL FUND DEBT SERVICE</b>	<b><u>4,685,203</u></b>	<b><u>1,276,825</u></b>	<b><u>5,962,028</u></b>	

**DEBT SERVICE RESERVES (DEBT RELATED):**

For Haywood County School projects funded by sales tax (paid from article 40/42 sales tax, net of D/S C/O cy)	470,768
For Haywood Community College projects funded by sales tax (paid from article 46 sales tax, net of D/S C/O cy)	<u>241,909</u>

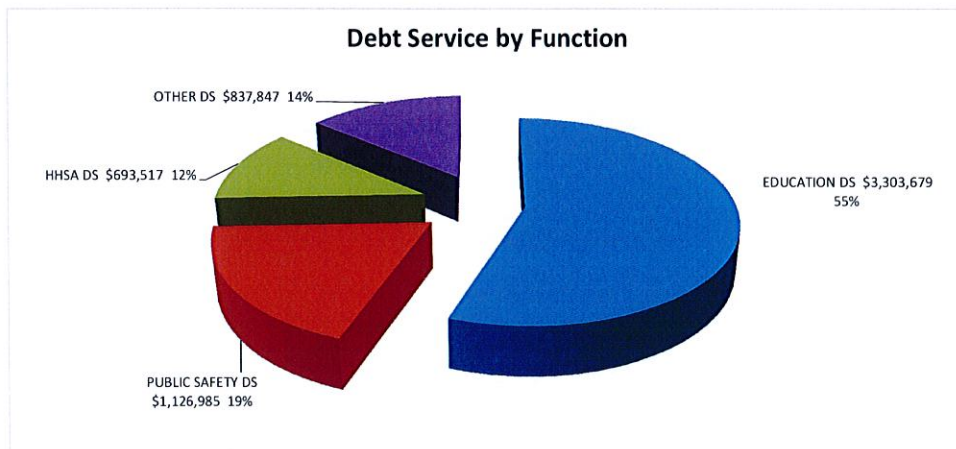
**TOTAL RESERVES GENERAL FUND (DEBT RELATED)**

712,677

**TOTAL GENERAL FUND EXPENSE**

6,674,705

(Includes Gen. Fund debt service and debt related reserves)

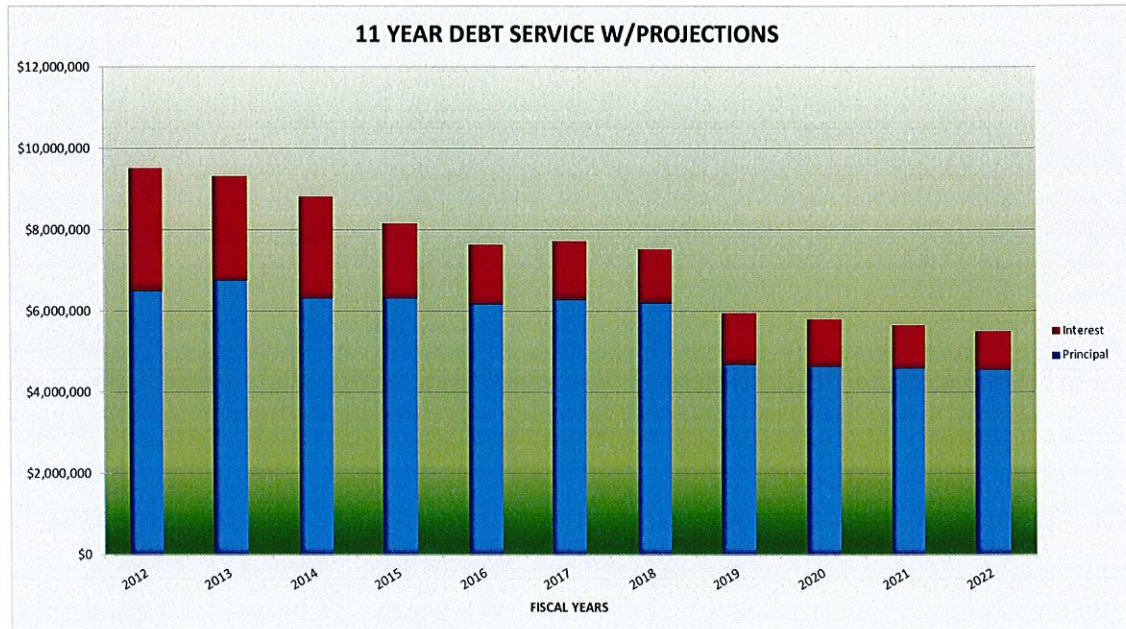




**HAYWOOD COUNTY**  
**TOTAL CONSOLIDATED DEBT SERVICE ALL FUNDS**

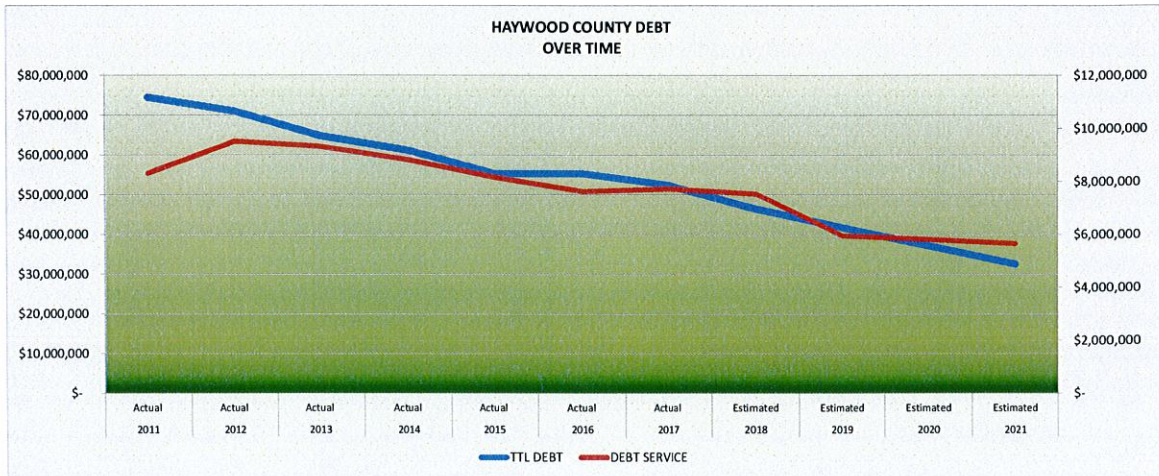
	2012	2013	2014	2015	2016	2017	2018	2019	2020	2021	2022
<b>NEW COUNTY CAPITAL DEBT</b>	<b>2012</b>	<b>2013</b>	<b>2014</b>	<b>2015</b>	<b>2016</b>	<b>2017</b>	<b>2018</b>	<b>2019</b>	<b>2020</b>	<b>2021</b>	<b>2022</b>
	New D/S for DSS/Health/Central permit. \$12.5million		New D/S for Schools PHS reno. \$1.7 million		New D/S for HCC, \$4.1 million New D/S for EMS base \$2.1 million		New D/S for Animal shelter \$3.35 million construction loan	New USDA 40 yr. loan converting AS			
	New D/S for Fairgrounds upgrades \$350,000										

	2012	2013	2014	2015	2016	2017	2018	2019	2020	2021	2022
Principal	6,496,245	6,748,745	6,315,917	6,313,918	6,167,986	6,292,431	6,196,166	4,685,202	4,644,839	4,593,834	4,547,202
Interest	3,029,723	2,582,067	2,508,850	1,850,118	1,465,922	1,443,730	1,338,819	1,276,824	1,169,403	1,062,539	956,264
	9,525,968	9,330,812	8,824,767	8,164,036	7,633,908	7,736,161	7,534,985	5,962,026	5,814,242	5,656,373	5,503,466



**HAYWOOD COUNTY DEBT**  
Actual Historic and Projections

	2011	2012	2013	2014	2015	2016	2017	2018	2019	2020	2021
	Actual	Actual	Actual	Actual	Actual	Actual	Actual	Estimated	Estimated	Estimated	Estimated
TTL DEBT	\$ 74,508,946	\$ 71,066,301	\$ 64,867,557	\$ 61,168,107	\$ 55,337,189	\$ 55,369,203	\$ 52,426,773	\$ 46,430,607	\$ 41,745,405	\$ 37,100,566	\$ 32,506,732
DEBT SERVICE	\$ 8,312,596	\$ 9,525,968	\$ 9,330,812	\$ 8,824,767	\$ 8,164,038	\$ 7,633,908	\$ 7,736,161	\$ 7,534,985	\$ 5,962,028	\$ 5,814,242	\$ 5,656,373



---

# **HAYWOOD COUNTY INTERNAL SERVICE FUNDS**

**INTERNAL SERVICE FUNDS**

**FY 2018-2019 BUDGET**

		<b>ACTUAL FY 2016-17</b>	<b>ORIGINAL BUDGET FY 2017-18</b>	<b>BUDGET FY 2018-19</b>
<b>FUND 15 HEALTH SELF INSURANCE FUND</b>				
<b>PROJECTED REVENUES:</b>				
	Haywood County Revenues	\$5,669,029	\$5,280,000	\$6,373,000
	Retiree, dependent coverage, other	624,030	620,000	647,000
	Transfer from w/c fund	-	-	-
	<b>TOTAL</b>	<b>\$6,293,059</b>	<b>\$5,900,000</b>	<b>\$7,020,000</b>
<b>PROJECTED EXPENDITURES:</b>				
	Medical insurance claims	\$5,444,592	\$5,180,000	\$6,290,000
	Medical insurance administration fees/premiums	735,337	720,000	730,000
	<b>TOTAL</b>	<b>\$6,179,929</b>	<b>\$5,900,000</b>	<b>\$7,020,000</b>
<b>FUND 16 WORKERS COMPENSATION SELF INSURANCE FUND</b>				
<b>PROJECTED REVENUES:</b>				
	Haywood County Revenues	\$262,718	\$270,000	\$275,000
	Fund balance appropriation		260,000	275,000
	<b>TOTAL</b>	<b>\$262,718</b>	<b>\$530,000</b>	<b>\$550,000</b>
<b>PROJECTED EXPENDITURES:</b>				
	Workers compensation claims	\$532,857	\$400,000	\$400,000
	Workers compensation administratin fees/premiums	121,396	130,000	150,000
	Transfer to health insurance fund	-	-	-
	<b>TOTAL</b>	<b>\$654,253</b>	<b>\$530,000</b>	<b>\$550,000</b>
<b>FUND 15 &amp; 16 TOTAL INTERNAL SERVICE FUNDS</b>				
<b>PROJECTED REVENUES:</b>				
	Haywood County Revenues	\$5,931,747	\$5,550,000	\$6,648,000
	Retiree, dependent coverage, other	624,030	620,000	647,000
	Transfer to (from) other fund	-	-	-
	Fund balance appropriation	-	260,000	275,000
	<b>TOTAL</b>	<b>\$6,555,777</b>	<b>\$6,430,000</b>	<b>\$7,570,000</b>
<b>PROJECTED EXPENDITURES:</b>				
	Claims	\$5,977,449	\$5,580,000	\$6,690,000
	Administration/premiums	856,733	850,000	880,000
		-	-	-
	<b>TOTAL</b>	<b>\$6,834,182</b>	<b>\$6,430,000</b>	<b>\$7,570,000</b>

---

**HAYWOOD COUNTY  
OTHER ANNUALLY  
BUDGETED FUNDS**

GENERAL FUND  
CONSOLIDATING FUNDS  
FY 2018-2019 BUDGET

		ACTUAL FY 2016-17	ORIGINAL BUDGET FY 2017-18	BUDGET FY 2018-19
<b>FUND 19 SOUTHWESTERN CHILD DEVELOPMENT CENTER FUND</b>				
<b>PROJECTED REVENUES:</b>				
	Intergovernmental revenues	\$3,591,589	\$3,500,000	\$0
	<b>TOTAL</b>	<b>\$3,591,589</b>	<b>\$3,500,000</b>	<b>\$0</b>
<b>PROJECTED EXPENDITURES:</b>				
	SW CDC reimbursements	\$3,591,589	\$3,500,000	\$0
	<b>TOTAL</b>	<b>\$3,591,589</b>	<b>\$3,500,000</b>	<b>\$0</b>
<b>FUND 20 LAW ENFORCEMENT OFFICER SEPARATION FUND</b>				
<b>PROJECTED OTHER FINANCING SOURCES:</b>				
	Transfer from General Fund	\$65,000	\$65,000	\$65,000
	Appropriation of fund balance			
	<b>TOTAL</b>	<b>\$65,000</b>	<b>\$65,000</b>	<b>\$65,000</b>
<b>PROJECTED EXPENDITURES:</b>				
	LEO Retirement payments	\$54,628	\$65,000	\$65,000
	<b>TOTAL</b>	<b>\$54,628</b>	<b>\$65,000</b>	<b>\$65,000</b>

**EMERGENCY 911  
SPECIAL REVENUE FUND  
FY 2018-2019 BUDGET**

		ACTUAL FY 2016-17	ORIGINAL BUDGET FY 2017-18	BUDGET FY 2018-19
<b>FUND 23 EMERGENCY TELEPHONE SYSTEM</b>				
<b>PROJECTED REVENUES:</b>				
E911 Charges		\$341,720	\$325,926	\$325,926
Investment earnings		171	100	100
Fund Balance Appropriation		-	100,000	-
<b>TOTAL</b>		<u>\$341,891</u>	<u>\$426,026</u>	<u>\$326,026</u>
<b>PROJECTED EXPENDITURES:</b>				
Public safety operating		\$472,675	\$424,026	\$324,026
Capital outlay		-	2,000	2,000
Contingency				
Transfer to Capital Project Fund for E-911		-	-	-
<b>TOTAL</b>		<u>\$472,675</u>	<u>\$426,026</u>	<u>\$326,026</u>

**SOLID WASTE MANAGEMENT  
SPECIAL REVENUE FUND  
FY 2018-2019 BUDGET**

ACTUAL FY 2016-17	ORIGINAL BUDGET FY 2017-18	BUDGET FY 2018-19
----------------------	-------------------------------	----------------------

<b>FUND 24</b>	<b>SOLID WASTE MANAGEMENT FUND</b>
----------------	------------------------------------

**PROJECTED REVENUES:**

Household availability fee:			
current year fees	\$5,033,293	\$5,100,000	\$5,125,000
current year business fees	614,876	574,000	615,000
prior year fees collected current year	319,710	208,987	310,000
sub-total	5,967,879	5,882,987	6,050,000
Intergovernmental grants/reimbursements	122,556	32,000	32,000
SW disposal taxes	141,626	120,000	140,000
Tipping fees	74,650	40,000	40,000
Recycling revenue	0	0	0
SW host fees	104,008	108,000	105,000
<b>TOTAL</b>	<b>\$6,410,719</b>	<b>\$6,182,987</b>	<b>\$6,367,000</b>

**PROJECTED EXPENDITURES:**

Salaries & benefits	170,123	183,754	225,422
Operating costs	3,397,838	5,400,383	4,109,534
Capital outlay	215,651	107,700	142,500
Contingency		491,150	320,000
Transfer to Capital Project	-	1,765,729	1,569,544
<b>TOTAL</b>	<b>\$3,783,612</b>	<b>\$6,182,987</b>	<b>\$6,367,000</b>



**SPECIAL REVENUE FUNDS  
SPECIAL DISTRICT FUNDS  
FY 2018-2019 BUDGET**

		ACTUAL FY 2016-17	BUDGET FY 2017-18	BUDGET FY 2018-19
<b>FUND 27 ROAD DISTRICT FUND</b>				
<b>PROJECTED REVENUES:</b>				
	Taxes collected	\$240,483	\$227,220	\$232,474
	Interest collected	601		
	<b>TOTAL</b>	<u>\$241,084</u>	<u>\$227,220</u>	<u>\$232,474</u>
<b>PROJECTED EXPENDITURES:</b>				
	Taxes and interest paid to district	\$241,084	\$227,220	\$232,474
	<b>TOTAL</b>	<u>\$241,084</u>	<u>\$227,220</u>	<u>\$232,474</u>
<b>FUND 28 FIRE DISTRICT FUND</b>				
<b>PROJECTED REVENUES:</b>				
	Taxes collected	\$3,961,922	\$3,707,720	\$4,066,586
	Interest collected	25,732		
	<b>TOTAL</b>	<u>\$3,987,654</u>	<u>\$3,707,720</u>	<u>\$4,066,586</u>
<b>PROJECTED EXPENDITURES:</b>				
	Taxes and interest paid to district	\$3,987,654	\$3,707,720	\$4,066,586
	<b>TOTAL</b>	<u>\$3,987,654</u>	<u>\$3,707,720</u>	<u>\$4,066,586</u>
<b>FUND 29 SANITARY DISTRICT FUND</b>				
<b>PROJECTED REVENUES:</b>				
	Taxes collected	\$244,858	\$224,500	\$235,000
	Interest collected	562		
	<b>TOTAL</b>	<u>\$245,420</u>	<u>\$224,500</u>	<u>\$235,000</u>
<b>PROJECTED EXPENDITURES:</b>				
	Taxes and interest paid to district	\$245,420	\$224,500	\$235,000
	<b>TOTAL</b>	<u>\$245,420</u>	<u>\$224,500</u>	<u>\$235,000</u>

---

# SERVICE DISTRICTS

**HAYWOOD COUNTY  
HAYWOOD COUNTY  
COMPARATIVE TAX RATES**

<b>DISTRICT</b>	<b>ACTUAL TAX RATE FY 2013-14</b>	<b>ACTUAL TAX RATE FY 2014-15</b>	<b>ACTUAL TAX RATE FY 2015-16</b>	<b>ACTUAL TAX RATE FY 2016-17</b>	<b>ACTUAL TAX RATE FY 2017-18</b>	<b>PROPOSED TAX RATE FY 2018-19</b>
West Canton	0.100	0.100	0.100	0.100	0.100	0.100
North Canton	0.060	0.060	0.060	0.070	0.070	0.070
Center Pigeon	0.075	0.075	0.075	0.075	0.075	0.085
Lake Junaluska	0.070	0.070	0.075	0.075	0.075	0.075
Crabtree-Ironduff	0.065	0.065	0.075	0.075	0.075	0.075
Cruso	0.095	0.095	0.100	0.100	0.100	0.100
Saunook	0.040	0.040	0.050	0.050	0.050	0.050
Maggie Valley	0.060	0.060	0.060	0.060	0.060	0.060
Clyde	0.090	0.090	0.090	0.090	0.090	0.090
Jonathan Creek	0.070	0.070	0.070	0.070	0.070	0.070
Fines Creek	0.090	0.090	0.090	0.090	0.090	0.090
Lake Logan	0.100	0.100	0.100	0.100	0.100	0.100
Waynesville Rural #1	0.060	0.060	0.060	0.060	0.060	0.060
Eagles Nest	0	0	0.060	0.060	0.060	0.060
Howell Mill	0	0	0.060	0.060	0.060	0.060
East Canton	0	0	0	0.100	0.100	0.100
Ivy Hill	0	0	0	0.060	0.060	0.060
Waynesville Rural #2					0.060	0.060
Waynesville Rural #3					0.060	0.060
Waynesville Rural #4					0.060	0.060
Waynesville Rural #5					0.060	0.060
Waynesville Rural #6					0.060	0.060

HAYWOOD COUNTY  
FIRE DISTRICTS SCHEDULE OF VALUES, RATES, LEVY AND BUDGET  
REQUESTED FY 2018-2019

DISTRICT	(col A) FY 2018-19 REQUESTED BUDGET	(col B) FUND BAL USED FOR FY 2018-19 BUDGET	(col C) ESTIMATED OTHER* TAXES	(col D) FY 2018-19 REQUESTED NET TAX LEVY (col A - B & C)	(col E) FY 2018-19 REQUESTED GROSS TAX LEVY (col D/97.47%)	(col F) FY 2018-19 ESTIMATED VALUE **	(col G) REQUESTED TAX RATE*** (col E x 100/col F)
<b>Example</b>	<b>27,250</b>	<b>1,000</b>	<b>3,750</b>	<b>22,500</b>	<b>23,084</b>	<b>50,000,000</b>	<b>0.046</b>
F01 West Canton	71,000		6,250	64,750	66,431	66,276,773	0.100
F02 North Canton	340,150	30,000	8,200	301,950	309,788	439,480,318	0.070
F03 Center Pigeon	446,810	9,548	13,000	424,262	435,274	512,088,059	0.085
F04 Junaluska	410,000		7,500	402,500	412,948	551,169,118	0.075
F05 Crabtree/Ironduff	293,040		8,000	285,040	292,439	390,720,583	0.075
F06 Cruso	175,000		7,000	168,000	172,361	172,795,805	0.100
F08 Saunook	295,000	100,000	5,500	189,500	194,419	392,493,450	0.050
F09 Maggie Valley	699,366	19,947	24,000	655,419	672,432	1,125,948,493	0.060
F10 Clyde/Central Haywood	400,875		11,000	389,875	399,995	445,417,234	0.090
F11 Jonathan Creek	465,000	45,000	12,750	407,250	417,821	601,096,034	0.070
F14 Fines Creek	176,000		6,500	169,500	173,900	193,978,195	0.090
F15 Lake Logan/Cecil	144,000		6,500	137,500	141,069	140,419,949	0.100
F16 Waynesville Rural #1	202,250		11,000	191,250	196,214	328,125,978	0.060
F17 Eagles Nest	12,200		0	12,200	12,517	20,770,986	0.060
F18 Howell Mill	3,750		0	3,750	3,847	6,379,083	0.060
F19 East Canton	9,200		0	9,200	9,439	9,431,956	0.100
F20 Ivy Hill	5,350		0	5,350	5,489	9,221,724	0.060
F21 Waynesville Rural #2	120,000		0	120,000	123,115	203,559,019	0.060
F22 Waynesville Rural #3	625		0	625	641	1,077,423	0.060
F23 Waynesville Rural #4	135		0	135	139	231,000	0.060
F24 Waynesville Rural #5	910		0	910	934	1,559,146	0.060
F25 Waynesville Rural #6	420		0	420	431	715,417	0.060

\* Includes estimated taxes collected for prior years and interest

\*\* Assessed values from the Haywood County Tax Assessor as assessed on January 1, 2017.

\*\*\* Round to the nearest half cent - example: .054 = .055, or .059 = .060. Do not exceed 10 cents per \$100 valuation.

**HAYWOOD COUNTY  
ROAD DISTRICTS  
COMPARATIVE TAX RATES**

<b>DISTRICT</b>	<b>ACTUAL TAX RATE FY 2013-14</b>	<b>ACTUAL TAX RATE FY 2014-15</b>	<b>ACTUAL TAX RATE FY 2015-16</b>	<b>ACTUAL TAX RATE FY 2016-17</b>	<b>ACTUAL TAX RATE FY 2017-18</b>	<b>PROPOSED TAX RATE FY 2018-19</b>
Maggie Valley Country Club	0.140	0.140	0.140	0.200	0.200	0.200
Forest Park	0.080	0.080	0.080	0.080	0.080	0.080
Oak Park	0.100	0.100	0.100	0.100	0.100	0.100
Wildcat Run	0.150	0.150	0.150	0.150	0.150	0.150
Walker in the Hills	0.095	0.095	0.095	0.095	0.095	0.095
Upper Chestnut Grove	0.160	0.160	0.160	0.160	0.160	0.160
Norman Road	0.150	0.150	0.150	0.150	0.150	Not Available
Tuscola Park	0.110	0.110	0.080	0.100	0.100	0.100
Fox Run	0.150	0.150	0.150	0.150	0.150	0.150
Sugar Valley Springs	-	0.120	0.120	0.120	0.120	0.120

**HAYWOOD COUNTY**  
**ROAD SERVICE DISTRICTS SCHEDULE OF VALUES, RATES, LEVY AND BUDGET**  
**REQUESTED FY 2018-2019**

DISTRICT	(col A) FY 2018-19 REQUESTED BUDGET	(col B) FUND BAL USED FOR FY 2018-19 BUDGET	(col D) FY 2018-19 REQUESTED NET TAX LEVY (col A - B & C)	(col E) FY 2018-19 REQUESTED GROSS TAX LEVY (col D/97.47%)	(col F) FY 2018-19 ESTIMATED TOTAL VALUE	USED FOR REQUESTED TAX RATE** (col E x 100/col F)
<b>Example</b>	<b>10,000</b>	<b>2,000</b>	<b>7,800</b>	<b>8,002</b>	<b>5,000,000</b>	<b>0.160</b>
RO1 Maggie Valley CC	156,800	12,000	144,800	148,559	74,399,824	0.200
RO2 Forest Park	83,193	72,281	10,912	11,195	13,994,444	0.080
RO3 Oak Park	22,450		22,450	23,033	23,125,238	0.100
RO4 Wildcat	4,548		4,548	4,666	3,110,749	0.150
RO5 Walker in the Hills	20,850	8,631	12,219	12,536	13,162,211	0.095
RO6 Upper Chestnut	9,700	955	8,745	8,972	5,593,793	0.160
RO7 Norman Road	Not Available		-	-	4,497,503	0.000
RO8 Tuscola Park	7,100		7,100	7,284	7,278,681	0.100
RO9 Fox Run	8,625		8,625	8,849	5,902,415	0.150
R10 Sugar Valley Springs	6,500		6,500	6,669	5,534,976	0.120

\*\* Round to the nearest half cent - example: .054 = .055, or .059 = .060.

HAYWOOD COUNTY  
**SANITARY DISTRICT SCHEDULE OF VALUES, RATES, LEVY AND BUDGET**  
**RECOMMENDED FY 2018-2019**

	(col A)	(col D)	(col E)	(col F)	(col G)
	FY 2018-19	FY 2018-19	FY 2018-19	FY 2018-19	FY 2018-19
DISTRICT	BUDGET	NET TAX LEVY (col A - B & C)	GROSS TAX LEVY (col D/97.47%)	ESTIMATED VALUE	TAX RATE** (col E x 100/col F)
<b>Example</b>	<b>10,000</b>	<b>7,800</b>	<b>8,002</b>	<b>10,000,000</b>	<b>0.08</b>
S01 Junaluska	235,000	235,000	241,100	400,906,361	0.060

\* Includes Estimated Prior Years Taxes and Interest

\*\* Round to the nearest half cent - ex. .054 = .055

---

**LINE ITEM DETAIL  
REVENUE AND  
EXPENSE**



HAYWOOD COUNTY  
FY 2018-2019 GENERAL FUND PROPOSED BUDGET  
ADMIN. RECOMMENDATIONS

GENERAL	FY 2016-2017 REVISED BUDG	FY 2017-2018 YTD ACTUAL THRU 03/31	FY 2017-2018 REVISED BUDG THRU 03/31	FY 2018-2019 DEPARTMENT REQUEST	FY 2018-2019 ADMIN RECOM
AD VALOREM TAXES					
11 -0010-410511- TAXES AD VAL-LEV-05	.00	.00	.00	.00	.00
11 -0010-410518- TAX-AD VAL-INT-05	.00	.00	.00	.00	.00
11 -0010-410601- TAXES-AD VAL MV 06	.00	.00	.00	.00	.00
11 -0010-410608- TAXES MV-INT-06	.00	.00	.00	.00	.00
11 -0010-410611- TAXES-AD VAL-LEV-06	-33,716.00	.00	.00	.00	.00
11 -0010-410616- TAXES-AD VAL-REF-06	.00	.00	.00	.00	.00
11 -0010-410618- TAXES AD VAL-INT 06	.00	.00	.00	.00	.00
11 -0010-410701- TAXES-AD VAL-MV 07	.00	-555.47	.00	.00	.00
11 -0010-410708- TAXES-MV-INT 07	.00	-256.98	.00	.00	.00
11 -0010-410711- TAXES-AD VAL-LEV-07	-3,128.00	-141.29	-3,218.00	.00	.00
11 -0010-410716- TAXES AD VAL REF 07	.00	.00	.00	.00	.00
11 -0010-410718- TAXES AD VAL-INT-7	-1,329.00	-110.99	-1,368.00	.00	.00
11 -0010-410801- TAXES AD VAL-MV 08	.00	-3,295.92	.00	.00	.00
11 -0010-410808- TX-AD VAL-INT-MV08	.00	-633.85	.00	.00	.00
11 -0010-410811- TAXES AD VAL-LEV- 08	-4,501.00	-3,154.95	-4,462.00	.00	.00
11 -0010-410816- AD VAL-REF 08	.00	.00	.00	.00	.00
11 -0010-410818- TAXES AD VAL INT 08	-1,688.00	-3,021.67	-1,673.00	.00	.00
11 -0010-410901- TX AD VAL MV 09	.00	-3,373.89	.00	.00	.00
11 -0010-410908- TAXES AD VAL MV INT09	.00	-466.22	.00	.00	.00
11 -0010-410911- TX AD VAL LEV09	-5,510.00	-1,880.22	-5,281.00	-34,863.00	-34,863.00
11 -0010-410916- AD VAL-REF 09	.00	.00	.00	.00	.00
11 -0010-410918- TAX AD VAL INT 09	-1,791.00	-1,422.64	-1,716.00	-11,330.00	-11,330.00
11 -0010-411001- TX AD VAL MV 10	.00	-3,506.86	.00	.00	.00
11 -0010-411008- TAX AD VAL INT-MV-10	.00	-503.51	.00	.00	.00
11 -0010-411011- TX AD VAL LEV 10	-6,931.00	-4,952.82	-6,218.00	-10,319.00	-10,319.00
11 -0010-411016- AD VAL REF10	.00	.00	.00	.00	.00
11 -0010-411018- TAX-AD VAL INT 10	-1,906.00	-2,094.65	-1,710.00	-2,838.00	-2,838.00
11 -0010-411101- TAX-AD VAL-MV 11	.00	-4,136.05	.00	.00	.00
11 -0010-411108- TAX-AD VAL-MV-INT-11	.00	-578.17	.00	.00	.00
11 -0010-411111- TAX-AD VAL-LEV-11	-10,627.00	-6,425.12	-7,593.00	-10,247.00	-10,247.00
11 -0010-411116- TAX-AD VAL-REF-11	.00	39.00	.00	.00	.00
11 -0010-411118- TAX-AD VAL-INT-11	-2,391.00	-3,520.67	-1,708.00	-2,306.00	-2,306.00
11 -0010-411201- TAX-MV-12	.00	-9,349.08	.00	.00	.00
11 -0010-411208- TAX-MV-INT-12	.00	-2,118.34	.00	.00	.00
11 -0010-411211- TAX-AD VAL-12	-39,850.00	-11,538.24	-11,957.00	-4,460.00	-4,460.00
11 -0010-411216- TAX-AD VAL-REF-12	.00	109.68	.00	.00	.00
11 -0010-411218- TAX-AD VAL-INT-12	-6,974.00	-4,643.94	-2,092.00	-780.00	-780.00
11 -0010-411301- TAX-MV-13	.00	-5,106.28	.00	.00	.00
11 -0010-411308- TAX-MV-INT-13	.00	-916.15	.00	.00	.00
11 -0010-411311- TAXES-AD VAL-13	-105,937.00	-19,372.97	-31,424.00	-6,648.00	-6,648.00
11 -0010-411316- TAX-AD VAL-REF 13	.00	358.98	.00	.00	.00
11 -0010-411318- TXS-INT-13	-13,242.00	-5,547.11	-3,928.00	-831.00	-831.00
11 -0010-411401- TAX-MV-14	.00	-173.16	.00	.00	.00

HAYWOOD COUNTY  
FY 2018-2019 GENERAL FUND PROPOSED BUDGET  
ADMIN. RECOMMENDATIONS

GENERAL	FY 2016-2017 REVISED BUDG	FY 2017-2018 YTD ACTUAL THRU 03/31	FY 2017-2018 REVISED BUDG THRU 03/31	FY 2018-2019 DEPARTMENT REQUEST	FY 2018-2019 ADMIN RECOM
11 -0010-411408- TAX-MV-INT-14	.00	.00	.00	.00	.00
11 -0010-411411- TAX-AD VAL-14	-361,168.00	-50,305.84	-81,783.00	-18,838.00	-18,838.00
11 -0010-411416- TAX-AD VAL-REF-14	.00	425.74	.00	.00	.00
11 -0010-411418- TAX-AD VAL-INT 14	-27,088.00	-11,723.18	-6,134.00	-1,413.00	-1,413.00
11 -0010-411501- TAX-MV-15	.00	-12.34	.00	.00	.00
11 -0010-411508- TAX-MV-INT-15	.00	.00	.00	.00	.00
11 -0010-411511- TAX-AD VAL-15	-687,573.00	-132,551.45	-238,726.00	-58,787.00	-58,787.00
11 -0010-411516- TAX-AD VAL-REF-15	.00	606.56	.00	.00	.00
11 -0010-411518- TAX-AD VAL-INT 15	-34,379.00	-19,394.91	-11,936.00	-2,939.00	-2,939.00
11 -0010-411611- TAX-AD VAL-16	-38,092,057.00	-713,288.60	-746,465.00	-240,508.00	-240,508.00
11 -0010-411616- TAX-AD VAL-REF16	.00	4,672.17	.00	.00	.00
11 -0010-411618- TAX-AD VAL-INT 16	.00	-52,186.90	-37,323.00	-12,025.00	-12,025.00
11 -0010-411711- TAX-AD VAL-17	.00	-38,636,776.26	-38,420,282.00	-630,000.00	-630,000.00
11 -0010-411716- TAX-AD VAL-REF-17	.00	221,603.25	.00	.00	.00
11 -0010-411718- TX-AD VAL-INT 17	.00	-70,858.88	-115,000.00	-31,500.00	-31,500.00
11 -0010-411811- TAX-AD VAL-18	.00	-60,742.38	.00	-38,950,055.00	-39,378,718.00
11 -0010-411816- TAX-AD VAL-REF18	.00	.00	.00	.00	.00
11 -0010-411818- TAX-AD VAL INT 18	.00	-36.88	.00	.00	.00
11 -0010-499999- TEMP ACCT-KEYSTONE SPREA	.00	.00	.00	.00	.00
<b>TOTAL AD VALOREM TAXES</b>	<b>-39,441,786.00</b>	<b>-39,622,859.45</b>	<b>-39,741,997.00</b>	<b>-40,030,687.00</b>	<b>-40,459,350.00</b>

05/03/2018  
13:34:56

HAYWOOD COUNTY  
FY 2018-2019 GENERAL FUND PROPOSED BUDGET  
ADMIN. RECOMMENDATIONS

PAGE 3

GENERAL	FY 2016-2017 REVISED BUDG	FY 2017-2018 YTD ACTUAL THRU 03/31	FY 2017-2018 REVISED BUDG THRU 03/31	FY 2018-2019 DEPARTMENT REQUEST	FY 2018-2019 ADMIN RECOM
-----					
AD VAL-RMV-TX					
11 -0012-420201- AD VAL-RMV-TX-C/Y COUNTY	-3,260,242.00	-2,260,245.27	-3,392,855.00	-3,394,246.00	-3,394,246.00
11 -0012-420215- RMV TX COLLECTIONS COSTS	.00	.00	.00	.00	.00
11 -0012-420216- RMV-AMTS REFUNDED	7,500.00	11,294.94	12,000.00	12,000.00	12,000.00
11 -0012-420218- RMV TAX-INT	-1,200.00	-2,294.98	-2,000.00	-3,000.00	-3,000.00
11 -0012-420221- RMV TAX FEES FROM DMV	.00	.00	.00	.00	.00
TOTAL AD VAL-RMV-TX	-3,253,942.00	-2,251,245.31	-3,382,855.00	-3,385,246.00	-3,385,246.00

HAYWOOD COUNTY  
FY 2018-2019 GENERAL FUND PROPOSED BUDGET  
ADMIN. RECOMMENDATIONS

GENERAL	FY 2016-2017	FY 2017-2018	FY 2017-2018	FY 2018-2019	FY 2018-2019
	REVISED BUDG	YTD ACTUAL THRU 03/31	REVISED BUDG THRU 03/31	DEPARTMENT REQUEST	ADMIN RECOM
-----					
LOCAL OPTION SALES TAXES					
11 -0020-423100- 1.% L/ S/TX-ART39	-5,800,714.00	-3,072,396.00	-5,725,000.00	-5,965,014.00	-6,144,933.00
11 -0020-423200- .5% L/ S/TX-ART40	-3,308,835.00	-1,821,985.68	-3,650,000.00	-3,670,207.00	-3,780,910.00
11 -0020-423300- .5% L/ S/TX-ART42	-3,075,432.00	-1,702,285.53	-3,350,000.00	-3,321,848.00	-3,422,043.00
11 -0020-423400- .5% L/ S/TX ART44	.00	-533.20	.00	.00	.00
11 -0020-423450- STATE 524 DIST. SALES TA	.00	-17,764.50	-30,000.00	-36,000.00	-36,000.00
11 -0020-423500- .25% L/S/TX ART46	-1,724,747.00	-992,965.03	-1,875,000.00	-1,951,249.00	-2,010,103.00
TOTAL LOCAL OPTION SALES TAXES	-13,909,728.00	-7,607,929.94	-14,630,000.00	-14,944,318.00	-15,393,989.00

HAYWOOD COUNTY  
FY 2018-2019 GENERAL FUND PROPOSED BUDGET  
ADMIN. RECOMMENDATIONS

GENERAL	FY 2016-2017 REVISED BUDG	FY 2017-2018 YTD ACTUAL THRU 03/31	FY 2017-2018 REVISED BUDG THRU 03/31	FY 2018-2019 DEPARTMENT REQUEST	FY 2018-2019 ADMIN RECOM
-----					
OTHER TAXES & LICENSES					
11 -0030-421100- 1.5% RENTAL VEHICLE TAX-	-30,000.00	-22,188.45	-30,000.00	-32,000.00	-32,000.00
11 -0030-424000- TAXES-REAL PROP.EXCIS TX	-850,069.00	-601,006.00	-700,000.00	-854,000.00	-900,000.00
11 -0030-426100- CABLE TELEVISION FRANCHI	.00	.00	.00	.00	.00
11 -0030-426101- TELECOMM.-VIDEO-SAT TAX	-312,000.00	-223,793.77	-312,000.00	-312,000.00	-312,000.00
11 -0030-426103- SUPPL PEG CHANNEL SUPPOR	-25,000.00	-20,410.07	-28,000.00	-25,500.00	-25,500.00
11 -0030-427011- OCCUPANCY TAX LEVIED BY	-1,594,626.00	-1,068,089.39	-1,500,000.00	-1,800,000.00	-1,800,000.00
11 -0030-427017- OCCUPANCY TAX PENALTIES	-7,500.00	-5,625.54	-12,000.00	-12,000.00	-12,000.00
11 -0030-427111- OTAX-TX COLLECTIONS	.00	.00	.00	.00	.00
11 -0030-427117- OTAX-PENALTY-TAX COLLECT	.00	.00	.00	.00	.00
11 -0030-434400- REG.OF DEEDS-EXCL EXCISE	-1,000.00	-970.00	-1,000.00	-1,500.00	-1,500.00
11 -0030-434400-CRP REG.OF DEEDS-CRP	-300,000.00	-206,872.60	-290,000.00	-290,000.00	-290,000.00
11 -0030-434400-DST ROD-DEPT STATE TREASU	-53,122.00	-40,715.40	-65,000.00	-65,000.00	-65,000.00
11 -0030-434400-FMAP REG.OF DEEDS-FLOODPL	.00	.00	.00	.00	.00
11 -0030-434400-MAR REG.OF DEEDS-MARRIAGE	-38,740.00	-23,040.00	-38,000.00	-39,000.00	-39,000.00
11 -0030-434400-OTH REG.OF DEEDS-OTHER	-71,800.00	-52,957.00	-72,000.00	-72,000.00	-72,000.00
11 -0030-434400-REF REG.OF DEEDS-REFUNDS	.00	.00	.00	.00	.00
11 -0030-434400-UCC REG.OF DEEDS - UCC	-3,380.00	-2,060.00	-3,600.00	-3,600.00	-3,600.00
TOTAL OTHER TAXES & LICENSES	-3,287,237.00	-2,267,728.22	-3,051,600.00	-3,506,600.00	-3,552,600.00

05/03/2018  
13:34:56

HAYWOOD COUNTY  
FY 2018-2019 GENERAL FUND PROPOSED BUDGET  
ADMIN. RECOMMENDATIONS

GENERAL	FY 2016-2017 REVISED BUDG	FY 2017-2018 YTD ACTUAL THRU 03/31	FY 2017-2018 REVISED BUDG THRU 03/31	FY 2018-2019 DEPARTMENT REQUEST	FY 2018-2019 ADMIN RECOM
-----					
UNRESTRICTED INTERGOVERNMENTAL					
11 -0040-431210- PILT-FED INTG REV-UNREST	-315,000.00	-291.46	-200,604.00	-250,000.00	-315,000.00
11 -0040-432411- BEER & WINE TAX	.00	.00	-100,000.00	-150,000.00	-150,000.00
TOTAL UNRESTRICTED INTERGOVERNMENTAL	-315,000.00	-291.46	-300,604.00	-400,000.00	-465,000.00

HAYWOOD COUNTY  
FY 2018-2019 GENERAL FUND PROPOSED BUDGET  
ADMIN. RECOMMENDATIONS

GENERAL	FY 2016-2017 REVISED BUDG	FY 2017-2018 YTD ACTUAL THRU 03/31	FY 2017-2018 REVISED BUDG THRU 03/31	FY 2018-2019 DEPARTMENT REQUEST	FY 2018-2019 ADMIN RECOM
-----					
RESTRICTED INTERGOVERNMENTAL					
11 -0050-441310- COURT FACILITIES-CIV LIC	-4,500.00	-2,559.57	-5,500.00	-5,000.00	-5,000.00
11 -0050-441330- COURT FACILITIES FEES-RE	-100,000.00	-65,772.14	-112,000.00	-112,000.00	-112,000.00
11 -0050-442410- INTG REV-TOWNS CONTR-IT	.00	.00	.00	.00	.00
11 -0050-443100- SHERIFF OFFICE GRANT	.00	.00	.00	.00	.00
11 -0050-443102-17JAG INTG. REV. FED. JAG	-10,351.00	.00	.00	.00	.00
11 -0050-443104- INTG REV FED-HLS TRAIN.R	.00	.00	.00	.00	.00
11 -0050-443106-17VIP FED INTGTL-GOV CRIM	-22,488.00	.00	.00	.00	.00
11 -0050-443109- EOC-LOCAL REIMB FROM TOW	.00	.00	-6,088.00	.00	.00
11 -0050-443110-911IP EOC - NC911 COUNTIE	.00	.00	.00	.00	.00
11 -0050-443111- REIMB FROM TOWNS/FD FOR	.00	.00	.00	.00	.00
11 -0050-443130-13ARR INTG REV - DOJ-ARRE	.00	.00	.00	.00	.00
11 -0050-443130-15ARR INTG REV - OJP SAFE	-155,376.00	-49,687.48	-80,560.00	.00	.00
11 -0050-443130-18ARR INTG REV - OJP SAFE	.00	.00	-450,000.00	.00	.00
11 -0050-443260- INTG REVENUE-FEDERAL	.00	-1,295.00	.00	-1,295.00	-1,295.00
11 -0050-443260-18COP INTG REVENUE-FEDERA	.00	.00	-86,741.00	.00	.00
11 -0050-443260-8079 INTG REV-FED-BJA SAF	.00	.00	.00	.00	.00
11 -0050-443260-98002 INTG REV-FED-DOJ-FO	.00	.00	.00	.00	.00
11 -0050-443330- INTG REV-NONFED-CNTRL SU	-6,196.00	-6,346.37	-5,150.00	.00	.00
11 -0050-443360-09003 INTG REV-HCC RES OF	-110,000.00	-52,407.73	-130,000.00	-100,678.00	-100,678.00
11 -0050-443360-15700 INTG REV-NC DEPT TR	.00	.00	.00	.00	.00
11 -0050-443360-99002 INTG REV-NON-FED-SC	-181,900.00	-123,854.78	-184,000.00	-234,916.00	-234,916.00
11 -0050-443430- INDIR COST-DSS DEPUTY CH	.00	.00	.00	.00	.00
11 -0050-443701- INTG REV-NON-FED-EMS-AMB	-350,000.00	12,460.00	-320,000.00	-350,000.00	-350,000.00
11 -0050-443702- EMS GRANTS	.00	.00	.00	.00	.00
11 -0050-443750- EMERG MANAGEMENT	.00	.00	.00	.00	.00
11 -0050-443750-13EPG EMERG MANAGEMENT	.00	.00	.00	.00	.00
11 -0050-443750-14SAR EMERG MANAGEMENT	.00	.00	.00	.00	.00
11 -0050-443750-14TRN EMERG MANAGEMENT	.00	.00	.00	.00	.00
11 -0050-443750-15TRN EMERG MANAGEMENT	.00	.00	.00	.00	.00
11 -0050-443750-16TRN EMERG MANAGEMENT	.00	.00	.00	.00	.00
11 -0050-443750-18RDT EMERG MANAGEMENT	.00	.00	-50,000.00	.00	.00
11 -0050-443750-5EMPG EMERG MANAGEMENT	.00	.00	.00	.00	.00
11 -0050-443750-6EMPG EMERG MANAGEMENT	-1,000.00	.00	.00	.00	.00
11 -0050-443750-EMPG EMERG MANAGEMENT	.00	-38,641.98	-38,000.00	-38,600.00	-38,600.00
11 -0050-443750-HMEP HAZ MATERIAL EMERG P	.00	.00	.00	.00	.00
11 -0050-443760-0PEMA INTG REV-FEMA REIMB	.00	.00	.00	.00	.00
11 -0050-445360-00001 INT/REV-EDTAP-NON F	-73,862.00	-55,347.75	-65,662.00	-65,662.00	-65,662.00
11 -0050-445360-00047 INT/REV-RGP-NON FED	-67,443.00	-50,263.50	-59,544.00	-59,544.00	-59,544.00
11 -0050-447301- DENR EROSION CONTROL	.00	.00	.00	.00	.00
11 -0050-448331- INTG REV-NON-FED-HAWA GR	.00	.00	.00	.00	.00
11 -0050-448331-1HAWA INTG REV-NON-FED-HA	-37,000.00	-11,115.00	-25,000.00	.00	-25,000.00
11 -0050-449201- ECONOMIC DEVELOPMENT	.00	.00	.00	.00	.00
11 -0050-449201-14FPT ECONOMIC DEVELOPMEN	.00	.00	.00	.00	.00

HAYWOOD COUNTY  
FY 2018-2019 GENERAL FUND PROPOSED BUDGET  
ADMIN. RECOMMENDATIONS

GENERAL	FY 2016-2017 REVISED BUDG	FY 2017-2018 YTD ACTUAL THRU 03/31	FY 2017-2018 REVISED BUDG THRU 03/31	FY 2018-2019 DEPARTMENT REQUEST	FY 2018-2019 ADMIN RECOM
11 -0050-449201-18EDC ECONOMIC DEVELOPMEN	.00	-30,000.00	.00	.00	.00
11 -0050-449201-2SCBG ECONOMIC DEVELOPMEN	.00	.00	.00	.00	.00
11 -0050-449230- INTG REV-FED-EPA/TVA	.00	.00	.00	.00	.00
11 -0050-449330- INTG REV-NON-FED-AG TECH	.00	-12,750.00	-25,500.00	-25,500.00	-25,500.00
11 -0050-449331- INTG REV-NON-FED-AG ENGR	.00	.00	.00	.00	.00
11 -0050-449360-03010 INTG REV-T.O. WAYNE	-217,573.00	-217,572.99	-217,573.00	.00	.00
11 -0050-449360-11BRN INTG REV-NON-FED	-100,732.00	.00	.00	.00	.00
11 -0050-449362- PIGEON RIVER FUND GRANT	.00	.00	.00	.00	.00
11 -0050-449363- NON-FED-DENR GRANTS	.00	.00	.00	.00	.00
11 -0050-449500-4H-YC EXTENSION GRANTS	.00	.00	.00	.00	.00
11 -0050-449701- INTG REV NON FED RURAL D	.00	.00	.00	.00	.00
11 -0050-451101- INTG REV HEALTH DEPT GRA	-20,000.00	.00	-9,407.00	.00	.00
11 -0050-451130- DENTAL CLINIC REVENUE	-319,185.00	-242,778.40	-273,762.00	-275,000.00	-275,000.00
11 -0050-451260-57150 IMMUNIZATION ACTION	-13,994.00	-18,559.87	-13,994.00	-13,994.00	-13,994.00
11 -0050-451360-00002 SMART & HEALTHY	.00	.00	.00	.00	.00
11 -0050-451360-00003 ENVIRONMENTAL HEALT	-4,000.00	-3,938.00	-4,000.00	.00	.00
11 -0050-451360-00024 INTG REV-NON-FED-MC	.00	.00	.00	.00	.00
11 -0050-451360-00048 INTG REV-NON-FED HL	.00	.00	.00	.00	.00
11 -0050-451360-00050 INTG REV-NON-FED HE	.00	.00	.00	.00	.00
11 -0050-451360-00051 INTG REV-NON-FED DN	.00	.00	.00	.00	.00
11 -0050-451360-00052 INTG REV-NCDHHS GRA	.00	.00	.00	.00	.00
11 -0050-451360-03BIO INT REV-FED BIOT. T	-33,733.00	-25,429.05	-33,733.00	-33,733.00	-33,733.00
11 -0050-451360-16EVD INTG REVENUE-NON-FE	-11,100.00	.00	.00	.00	.00
11 -0050-451360-16MCO INTG REVENUE-NON-FE	-3,022.00	.00	.00	.00	.00
11 -0050-451360-51060 RURAL OB CARE INCEN	.00	.00	.00	.00	.00
11 -0050-451360-54510 ACS-PROJECT ASSIST	.00	.00	.00	.00	.00
11 -0050-451360-54520 BREAST & CERVICAL C	-25,755.00	-5,610.00	-9,180.00	-15,300.00	-15,300.00
11 -0050-451360-5NCCI INTG REV-NC COALITI	.00	.00	.00	.00	.00
11 -0050-451410- DEPTL SVC-DIRECT-WATER S	.00	.00	.00	.00	.00
11 -0050-451420- DEPTL SVC-THIRD PARTY PA	-500,000.00	-340,520.62	-500,000.00	-510,000.00	-510,000.00
11 -0050-451422- DEPTL SVC-CHILD HEALTH F	.00	.00	.00	.00	.00
11 -0050-451472- RX DRUG OVERDOSE PREVENT	-9,000.00	-1,413.60	-9,000.00	.00	.00
11 -0050-451510- STATE AID TO COUNTIES	-91,725.00	-67,983.34	-85,754.00	-85,754.00	-85,754.00
11 -0050-451515- FAMILY PLANNING-DHS	-156,077.00	-78,928.57	-97,095.00	-76,649.00	-76,649.00
11 -0050-451518- FAMILY PLANNING-PATIENT	.00	.00	.00	.00	.00
11 -0050-451519- MATERNAL HEALTH	-50,812.00	-10,570.81	-24,880.00	-4,880.00	-4,880.00
11 -0050-451520- CHILD HEALTH	-144,381.00	-75,277.80	-108,902.00	-107,020.00	-107,020.00
11 -0050-451521- ARRA CHILD HEALTH	.00	.00	.00	.00	.00
11 -0050-451525- ORTHOPEDIC CLINIC	.00	.00	.00	.00	.00
11 -0050-451545- WIC	-268,461.00	-185,313.77	-265,263.00	-271,736.00	-271,736.00
11 -0050-451555- COMM DISEASE/TUBERCULOSI	-16,882.00	-11,458.43	-14,799.00	-16,403.00	-16,403.00
11 -0050-451557- ARRA INFECTION CONTROL	.00	.00	.00	.00	.00
11 -0050-451560- SCHOOL NURSE-2	-100,600.00	-70,420.00	-100,600.00	-100,600.00	-100,600.00
11 -0050-451561- SCHOOL NURSE INITIATIVE	-100,000.00	-80,313.07	-100,000.00	-100,000.00	-100,000.00
11 -0050-451565- ADULT HEALTH SERVICES	-28,207.00	-34,425.20	-1,604.00	-39,946.00	-39,946.00
11 -0050-451566- MARCH OF DIMES	.00	.00	.00	.00	.00



HAYWOOD COUNTY  
FY 2018-2019 GENERAL FUND PROPOSED BUDGET  
ADMIN. RECOMMENDATIONS

GENERAL	FY 2016-2017 REVISED BUDG	FY 2017-2018 YTD ACTUAL THRU 03/31	FY 2017-2018 REVISED BUDG THRU 03/31	FY 2018-2019 DEPARTMENT REQUEST	FY 2018-2019 ADMIN RECOM
11 -0050-451590- APPALACHIAN DIST GRNT-SM	.00	.00	.00	.00	.00
11 -0050-451591-05SMK HLTH&WELLNESS TRST	.00	.00	.00	.00	.00
11 -0050-451874- MISC.ENVIR HEALTH-FOOD&L	-8,973.00	.00	.00	.00	.00
11 -0050-451875-16ZKA ENV HEALTH GRANTS	-30,833.00	.00	.00	.00	.00
11 -0050-451875-18MTS ENV HEALTH GRANTS	.00	-4,072.46	-16,000.00	-16,000.00	-16,000.00
11 -0050-452501- HEALTH INITIATIVES-HHF	.00	-3,000,000.00	-3,000,000.00	.00	.00
11 -0050-453360- INTG REV-NON-FED-FAMILY	.00	.00	.00	.00	.00
11 -0050-453360-7DEMO INTG REV-NON-FED-WF	.00	.00	.00	.00	.00
11 -0050-453360-98005 INTG REV-NON-FED-WO	-15,161.00	-6,369.48	-15,161.00	-10,000.00	-10,000.00
11 -0050-453360-9WFFA INTG REV-NON-FED	.00	.00	.00	.00	.00
11 -0050-453400- ADMIN REIMB	-4,680,344.00	-3,680,461.77	-5,001,971.00	-5,886,072.00	-5,904,116.00
11 -0050-453400-06ADC ADMIN REIMB-ADULT D	-66,548.00	-30,575.43	-69,608.00	-68,520.00	-68,520.00
11 -0050-453400-06LNK ADMIN REIMB-LINKS P	-30,000.00	-12,111.01	-10,000.00	-10,000.00	-10,000.00
11 -0050-453400-10ADH ADMIN REIMB-ADH	.00	.00	.00	.00	.00
11 -0050-453400-ARRA1 ADMIN REIMB-FC	.00	.00	.00	.00	.00
11 -0050-453400-ARRA2 ADMIN REIMB-AA	.00	.00	.00	.00	.00
11 -0050-453402- NC HEALTH CHOICE-ENROLL	-12,600.00	-11,260.00	-13,000.00	-13,000.00	-13,000.00
11 -0050-453404-06HNF PUBLIC ASSIST.-HELP	.00	.00	.00	.00	.00
11 -0050-453405- INTG REV DSS ST CHILD WE	.00	.00	.00	.00	.00
11 -0050-453407- DSS-MEDICAID TRANSPORTIN	-415,000.00	-88,341.19	-338,750.00	-112,000.00	-112,000.00
11 -0050-453408- DSS-MEDICAID CASE MGT RE	.00	.00	.00	.00	.00
11 -0050-453410- DEPTL SVC-DIRECT-PUB ASS	-19,261.00	-4,111.50	-9,516.00	-3,200.00	-3,200.00
11 -0050-453410-12SHP DEPTL SVC-DIR-SHIIP	.00	.00	.00	.00	.00
11 -0050-453411- DEPTL SVC-DIRECT-DSS	-500.00	-3,709.00	-500.00	-500.00	-500.00
11 -0050-453435- AFDC RETURNS-IV-D	-14,501.00	-11,656.80	-16,850.00	-17,000.00	-17,000.00
11 -0050-453440- AFDC RETURNS-INCEN	-145,345.00	-221,938.22	-175,770.00	-241,000.00	-241,000.00
11 -0050-453462- BOARDING HOME PYMTS HSF	-257,500.00	-55,840.48	-262,321.00	-395,970.00	-268,404.00
11 -0050-453497- IV-E FOSTER CARE-IFC	-789,640.00	-652,881.00	-1,001,090.00	-1,098,930.00	-883,797.00
11 -0050-453498- USDA REIMBURSEMENT	.00	.00	.00	.00	.00
11 -0050-453510- ADOPTION ASSISTANCE IV-B	-26,318.00	-21,729.04	-18,636.00	-32,416.00	-32,416.00
11 -0050-453701-SWCDC STATE PYMTS DAY CAR	.00	.00	.00	.00	-50,000.00
11 -0050-453901- INTG REV-FED/STATE-ADOPT	-36,507.00	-37,458.58	-46,167.00	-30,000.00	-30,000.00
11 -0050-454402-06CAP MEDICAID.ADMIN.CAP.	-210,000.00	-146,598.44	-210,000.00	-255,000.00	-255,000.00
11 -0050-454403-06CAP MEDICAID.MEDICAL.CA	-77,000.00	-28,394.76	-60,000.00	-40,000.00	-40,000.00
11 -0050-455260-00005 HCCBG	.00	.00	.00	.00	.00
11 -0050-455260-00006 HCCBG-MOW	-60,000.00	-46,547.75	-75,398.00	-60,000.00	-60,000.00
11 -0050-455260-06ADC INTG REV-HCCBG-ADC	-20,000.00	-7,992.70	-20,147.00	-20,000.00	-20,000.00
11 -0050-455260-10ADH INTG REV-HCCBG ADH	-9,000.00	-11,109.25	-17,147.00	-9,000.00	-9,000.00
11 -0050-455260-10MPI INTG REVENUE-FEDERA	-314,328.00	-156,906.55	-283,903.00	-283,903.00	-283,903.00
11 -0050-455260-14HCS HOME CARE SERVICE P	-8,625.00	-9,997.00	-24,000.00	-24,000.00	-24,000.00
11 -0050-455260-1HRMC INTG REVENUE-FEDERA	.00	.00	.00	.00	.00
11 -0050-455410- DEPTL SVC-DIRECT-MOW PGM	-16,000.00	-10,037.43	-16,000.00	-16,000.00	-16,000.00
11 -0050-455414- INTG FED ARRA FUNDS	.00	.00	.00	.00	.00
11 -0050-458360- INTG REVENUE-FEDERAL	.00	-2,175.41	.00	.00	.00
11 -0050-458360-00007 VET SERVICE STATE G	.00	.00	.00	.00	.00
11 -0050-458360-00009 JCPC-HH-BARIUM SPRI	-41,802.00	-28,252.00	-37,666.00	-37,666.00	-37,666.00

HAYWOOD COUNTY  
FY 2018-2019 GENERAL FUND PROPOSED BUDGET  
ADMIN. RECOMMENDATIONS

GENERAL	FY 2016-2017 REVISED BUDG	FY 2017-2018 YTD ACTUAL THRU 03/31	FY 2017-2018 REVISED BUDG THRU 03/31	FY 2018-2019 DEPARTMENT REQUEST	FY 2018-2019 ADMIN RECOM
<b>SALES &amp; SERVICES</b>					
11 -0070-441410- DEPTL SVC-DIRECT-TAX & R	-550.00	-413.25	-425.00	-450.00	-450.00
11 -0070-441411- DEPTL SVC-DIRECT-ELECTIO	-1,000.00	-6,701.00	-1,500.00	-200.00	-300.00
11 -0070-441490- TAX COLLECTIONS-ADV REIM	-15,000.00	-10,470.14	-14,500.00	-14,500.00	-14,500.00
11 -0070-441491- TAX COLLECTIONS-LEGAL RE	-80,000.00	-35,106.87	-80,000.00	-50,000.00	-65,000.00
11 -0070-441492- TAX COLLECTIONS-MV TAX C	-15,000.00	-97.00	.00	-100.00	-100.00
11 -0070-441810- LAND RECORDS-SALE OF MAP	-6,000.00	-4,663.77	-6,200.00	-6,200.00	-6,200.00
11 -0070-442411- DEPTL SVC-DIRECT-PUB BLD	-57,000.00	.00	-54,000.00	-55,000.00	-55,000.00
11 -0070-442412- DEPTL SVC-FAC USAGE FEE	-850.00	-187.50	-950.00	-500.00	-500.00
11 -0070-442510-42501 DEPTL SVC-GARAGE-MT	-15,000.00	-9,432.95	-14,000.00	-14,000.00	-14,000.00
11 -0070-443410- DEPTL SVC-DIRECT-DISPATC	.00	.00	.00	.00	.00
11 -0070-443411- DEPTL SVC-DIRECT-SHERIFF	-130,000.00	-70,398.30	-120,000.00	-110,000.00	-110,000.00
11 -0070-443411-14001 DEPUTY FEES-LJA	-65,000.00	-2,905.06	-22,000.00	.00	.00
11 -0070-443411-14002 SPECIAL ASSIGNMT DE	-123,100.00	-143,318.75	-227,880.00	-425,112.00	-343,110.00
11 -0070-443411-18SCP DEPTL SVC-DIRECT-SH	.00	.00	.00	.00	.00
11 -0070-443413- DEPTL SVC-FINGERPRINT FE	-7,500.00	-5,400.00	-7,500.00	-8,000.00	-8,000.00
11 -0070-443414- DEPTL SVC-DIRECT-JAIL	-35,000.00	-23,775.32	-40,000.00	-40,000.00	-40,000.00
11 -0070-443414-43201 DEPTL SVC-DIRECT-JA	.00	.00	.00	.00	.00
11 -0070-443414-43202 DEPTL SVC-DIR-JAIL-	.00	.00	.00	.00	.00
11 -0070-443414-43203 OTHER COUNTY INMATE	-15,000.00	-11,660.00	-5,000.00	-7,500.00	-7,500.00
11 -0070-443414-43204 DEPTL SVC-DIRECT-JA	-160,000.00	-85,991.43	-155,000.00	-165,000.00	-165,000.00
11 -0070-443414-43205 JAIL- KIMBLES COMMI	-20,000.00	-14,997.27	-20,000.00	-20,000.00	-20,000.00
11 -0070-443415- DEPTL SVC-DIRECT-AMB	.00	.00	.00	.00	.00
11 -0070-443415-8&FEE EMS MGT CONS 8& MGT	.00	.00	.00	.00	.00
11 -0070-443415-LOCAL DEPTL SVC-DIS-LOCAL	.00	-2,183.02	.00	.00	.00
11 -0070-443415-NEWAM AMB FEES NEW COMPAN	-600,000.00	-440,550.13	-500,000.00	-500,000.00	-500,000.00
11 -0070-443415-OTHAM AMB FEES-ACH-LOCAL	-2,200,000.00	-1,526,969.90	-2,200,000.00	-2,300,000.00	-2,550,000.00
11 -0070-443416- DEPTL SVC-DIRECT-ANIMAL	-52,000.00	-29,655.60	-55,000.00	-40,000.00	-40,000.00
11 -0070-443431- DEPT SVC-ADDRESSING	-50.00	.00	.00	.00	.00
11 -0070-443890- JAIL-OTHER REV-TEL COMM	-20,000.00	-25,168.93	-29,000.00	-30,000.00	-30,000.00
11 -0070-445411- MOW CATERED MEAL REVENUE	.00	.00	.00	.00	.00
11 -0070-449203- EDC PROPERTY MGT FEES	.00	.00	.00	.00	.00
11 -0070-449410- PLANNING-CELL TOWER APPL	.00	.00	.00	.00	.00
11 -0070-449500-04FCS EXT. FCS PRGM FEES	-10,000.00	-14,307.02	-13,000.00	-7,500.00	-7,500.00
11 -0070-449500-4HORT EXT. HORTICULTURE P	-7,000.00	-2,589.69	-5,000.00	-5,000.00	-5,000.00
11 -0070-449501-4HPGM EXTENS.4-H PROGRAM	-7,000.00	-4,442.75	-6,500.00	-6,000.00	-6,000.00
11 -0070-451130- DENTAL CLINIC REVENUE	-107,058.00	-106,450.23	-121,000.00	-130,000.00	-130,000.00
11 -0070-451131- DENTAL 3RD PARTY BILLING	-5,000.00	-23,396.73	-21,000.00	-31,500.00	-31,500.00
11 -0070-451410- DEPTL SVC-DIRECT-WATER S	-5,200.00	-9,910.00	-16,000.00	-13,900.00	-13,900.00
11 -0070-451421- DEPTL SVC-GEN CLINIC-ADM	-3,500.00	-234.80	-2,000.00	-500.00	-500.00
11 -0070-451422- DEPTL SVC-CHILD HEALTH F	-500.00	-242.80	-500.00	-225.00	-225.00
11 -0070-451423- DEPTL SVC-ADULT HEALTH F	-7,191.00	-9,986.40	-15,000.00	-13,800.00	-13,800.00
11 -0070-451424- DEPTL SVC-HEALTH CHOICE	.00	.00	.00	.00	.00
11 -0070-451425- DEPTL SRV-3RD PARTY INS	-55,000.00	-60,540.28	-65,000.00	-70,000.00	-70,000.00

HAYWOOD COUNTY  
FY 2018-2019 GENERAL FUND PROPOSED BUDGET  
ADMIN. RECOMMENDATIONS

GENERAL	FY 2016-2017 REVISED BUDG	FY 2017-2018 YTD ACTUAL THRU 03/31	FY 2017-2018 REVISED BUDG THRU 03/31	FY 2018-2019 DEPARTMENT REQUEST	FY 2018-2019 ADMIN RECOM
11 -0070-451426- DEPTL - HEALTHY HAYWOOD	-7,000.00	-2,984.93	-4,855.00	-2,835.00	-2,835.00
11 -0070-451490- VACCINE	-23,000.00	-14,754.55	-25,000.00	-20,000.00	-20,000.00
11 -0070-451494- INSP.ENV. HLTH.FOOD/LODG	.00	-8,465.00	-3,000.00	-12,000.00	-12,000.00
11 -0070-451495- INSPECTION FEES-ENVIRON	-140,000.00	-135,180.00	-163,000.00	-155,000.00	-155,000.00
11 -0070-451496- DEPTL SVC-DIRECT-LAB FEE	-2,000.00	-675.00	-1,500.00	-700.00	-700.00
11 -0070-451518- FAMILY PLANNING-PATIENT	-12,000.00	-4,609.08	-6,500.00	-3,753.00	-3,753.00
11 -0070-455409- DEPTL SRV-ADOPT HOME STU	.00	.00	.00	.00	.00
11 -0070-455410- DEPTL SVC-DIRECT-MOW PGM	-33,000.00	-23,103.05	-22,000.00	-29,000.00	-29,000.00
11 -0070-455412-06ADC DEPTL SRV-ADC PRGRM	-25,000.00	-29,684.32	-35,000.00	-42,000.00	-42,000.00
11 -0070-455412-06CAP DEPTL SRV-PROGRAM F	.00	.00	.00	.00	.00
11 -0070-461201- DEPTL SVC-REC-FEES	-20,000.00	-20,391.25	-20,000.00	-20,000.00	-20,000.00
11 -0070-461810- LIBRARY-SALES	-200.00	-36.93	-200.00	-100.00	-100.00
11 -0070-461815- LIB. COPIES/FAXES - TAXA	-18,000.00	-10,726.84	-17,000.00	-17,000.00	-17,000.00
11 -0070-483480- VENDING MACHINE PROCEEDS	.00	.00	.00	.00	.00
11 -0070-483860- RENTS OF PUBLIC BUILDING	-192,751.00	-144,383.87	-192,751.00	-190,000.00	-190,000.00
11 -0070-483861- RENTS-MISCELLANEOUS	.00	.00	.00	.00	.00
11 -0070-486120- RENTS-RECREATION DEPT	-12,000.00	-2,527.00	-11,000.00	-2,500.00	-4,000.00
<b>TOTAL SALES &amp; SERVICES</b>	<b>-4,310,450.00</b>	<b>-3,079,668.71</b>	<b>-4,319,761.00</b>	<b>-4,559,875.00</b>	<b>-4,744,473.00</b>

05/03/2018  
13:34:56

HAYWOOD COUNTY  
FY 2018-2019 GENERAL FUND PROPOSED BUDGET  
ADMIN. RECOMMENDATIONS

GENERAL	FY 2016-2017 REVISED BUDG	FY 2017-2018 YTD ACTUAL THRU 03/31	FY 2017-2018 REVISED BUDG THRU 03/31	FY 2018-2019 DEPARTMENT REQUEST	FY 2018-2019 ADMIN RECOM
-----					
INVESTMENT EARNINGS					
11 -0090-483491- INVESTMENT EARNINGS	-50,000.00	-346,438.17	-200,000.00	-450,000.00	-500,000.00
11 -0090-483492- INTEREST EARNINGS	.00	-7,016.47	.00	-10,188.00	-10,188.00
TOTAL INVESTMENT EARNINGS	-50,000.00	-353,454.64	-200,000.00	-460,188.00	-510,188.00

HAYWOOD COUNTY  
FY 2018-2019 GENERAL FUND PROPOSED BUDGET  
ADMIN. RECOMMENDATIONS

GENERAL	FY 2016-2017 REVISED BUDG	FY 2017-2018 YTD ACTUAL THRU 03/31	FY 2017-2018 REVISED BUDG THRU 03/31	FY 2018-2019 DEPARTMENT REQUEST	FY 2018-2019 ADMIN RECOM
-----					
MISCELLANEOUS					
11 -0100-441703- ELECTIONS CONTRIBUTION	.00	.00	.00	.00	.00
11 -0100-443103- SHERIFF OFFICE CONTRIBUT	-4,350.00	-3,345.00	-2,470.00	.00	.00
11 -0100-443103-18SCP SHERIFF OFFICE DONA	.00	.00	.00	.00	.00
11 -0100-443103-18SO1 SHERIFF OFFICE DONA	.00	.00	.00	.00	.00
11 -0100-443103-SDARE DARE - SHERIFF OFFI	.00	.00	-1,200.00	.00	.00
11 -0100-443103-K-9 SHERIFF OFFICE DONATI	.00	.00	.00	.00	.00
11 -0100-443105- SHERIFF SEIZURES - GAMBL	.00	.00	.00	.00	.00
11 -0100-443840- CONTRIB & DONAT-EMS	-2,250.00	.00	.00	.00	.00
11 -0100-443840-JM/FD CONTR&DONAT-EMS-JM/	-1,000.00	-3,707.11	-3,000.00	-3,500.00	-3,500.00
11 -0100-443842- CONTRB & DON.-ANIMAL SHE	-14,000.00	-2,071.24	-500.00	.00	.00
11 -0100-443843- CONTRIBUTIONS & DONATION	.00	.00	.00	.00	.00
11 -0100-443844- MISCELLANEOUS - EMS	.00	.00	.00	.00	.00
11 -0100-443845- CONTRIB & DONAT-E.O.C.	.00	.00	.00	.00	.00
11 -0100-445201-42501 MISC.REIMB.GARAGE-M	.00	.00	.00	.00	.00
11 -0100-449200- CONTRIB & DONAT-EDC	.00	.00	.00	.00	.00
11 -0100-449303-17PCC COMM.DEV.PIGEON COM	.00	.00	.00	.00	.00
11 -0100-449501- EXTENSION DONATIONS	.00	.00	.00	.00	.00
11 -0100-449502-4H-YC EXTENS.4H	-6,427.00	.00	-6,000.00	.00	.00
11 -0100-449502-4HGEN 4-H GENERAL GRNTS/C	.00	.00	.00	.00	.00
11 -0100-449503-4H-UW EXTENS.4-H-UNITED W	-9,000.00	-6,783.77	-5,000.00	-6,800.00	-6,800.00
11 -0100-449505-1MGVA EXT.-MSTR.GRDNR.VOL	.00	-21,320.73	-10,000.00	-14,000.00	-14,000.00
11 -0100-451840- CONTRIB & DONAT-MCH	.00	.00	.00	.00	.00
11 -0100-451841- SUSAN KOMEN BREAST CANCE	.00	.00	.00	.00	.00
11 -0100-451890- MISCELLANEOUS-HEALTH	-500.00	-1,158.00	-2,600.00	-100.00	-100.00
11 -0100-451890-5HHF1 MISCELLANEOUS-HEALT	.00	-879.00	-3,800.00	.00	.00
11 -0100-451890-5HHF2 MISCELLANEOUS-HEALT	.00	.00	.00	.00	.00
11 -0100-451890-8HHF1 MISC.-DENTAL GRANT	.00	-5,363.00	-6,572.00	.00	.00
11 -0100-453404-14DEP DUKE ENRGY PRGRSS G	.00	.00	.00	.00	.00
11 -0100-453404-14HEA PUBLIC ASSISTANCE G	-9,200.00	-8,043.82	-8,922.00	-8,216.00	-8,216.00
11 -0100-453405- DSS CHILD WLFR GRANT	.00	.00	.00	.00	.00
11 -0100-453405-11EF1 INTG REV DSS ST CHI	.00	.00	.00	.00	.00
11 -0100-454840- CONTRIB & DONAT-DSS MISC	-21,000.00	-26,785.37	-18,300.00	-13,000.00	-13,000.00
11 -0100-454840-06ADC CONTRIB & DONAT-DSS	-15,533.00	-13,010.15	-3,300.00	-3,528.00	-3,528.00
11 -0100-454840-06CAP CONTRIB & DONAT-DSS	.00	.00	.00	.00	.00
11 -0100-454840-0HOPE CONTRIB & DONAT-DSS	.00	.00	.00	.00	.00
11 -0100-454840-18UW2 CONTRIB & DONAT-DSS	.00	-3,203.00	-6,406.00	.00	.00
11 -0100-454840-5HHF3 CONTRIB & DONAT-DSS	.00	.00	.00	.00	.00
11 -0100-454841-06ADC ADC CLIENT COST SHA	-7,000.00	-6,097.16	-8,900.00	-6,200.00	-6,200.00
11 -0100-454841-5HHF4 ADC CLIENT COST SHA	.00	.00	.00	.00	.00
11 -0100-454852-15ADC LOCAL GRNT-EVERGREE	.00	.00	.00	.00	.00
11 -0100-454852-18CGA LOCAL GRNT-EVERGREE	.00	-500.00	-500.00	.00	.00
11 -0100-454852-8HHF2 LOCAL GRNT-HHF-ADC	.00	.00	.00	.00	.00
11 -0100-455840- MOW GENERAL CONTR. & DON	-65,000.00	-42,988.25	-50,000.00	-57,000.00	-57,000.00

HAYWOOD COUNTY  
FY 2018-2019 GENERAL FUND PROPOSED BUDGET  
ADMIN. RECOMMENDATIONS

GENERAL	FY 2016-2017 REVISED BUDG	FY 2017-2018 YTD ACTUAL THRU 03/31	FY 2017-2018 REVISED BUDG THRU 03/31	FY 2018-2019 DEPARTMENT REQUEST	FY 2018-2019 ADMIN RECOM
11 -0100-455841- MOW CONSUMER CONTRIBUTIO	-1,500.00	-1,360.80	-1,500.00	-1,800.00	-1,800.00
11 -0100-455842- MOW-SPECIFIC POPULATION	.00	-9,866.67	.00	-5,000.00	-5,000.00
11 -0100-455844- MOW-WHEELS FOR MEALS CON	.00	.00	.00	.00	.00
11 -0100-455844-18UWG MOW-WHEELS -UNITED	.00	-13,125.00	-17,500.00	.00	.00
11 -0100-455846- IN-HOME CARE CONSUMER CO	.00	.00	.00	.00	.00
11 -0100-461203- RECREATION	.00	-277.00	.00	.00	.00
11 -0100-461840- CONTRIB & DONAT-LIBRARY	-500.00	-10,315.40	-9,475.00	.00	.00
11 -0100-461840-05FCL CONTRIB/PRIVATE GRA	.00	.00	.00	.00	.00
11 -0100-461843- CONTRIB & DONAT-RECREATI	.00	-2,500.00	.00	.00	.00
11 -0100-461844- CONTRIB/PRIVATE GRANTS-L	.00	.00	.00	.00	.00
11 -0100-461890- MISC-LIB FEES/FINES	-25,000.00	-12,467.61	.00	-20,000.00	-20,000.00
11 -0100-461890-00040 MISC-LIBR- E-RATE-B	.00	.00	.00	.00	.00
11 -0100-461890-14LB1 MISCELLANEOUS-LIBRA	.00	.00	.00	.00	.00
11 -0100-483810- SALE OF PROP.OTHR THN C/	-2,962.00	-3,138.00	.00	.00	.00
11 -0100-483830- REFUND OF PRIOR YEARS EX	-31,000.00	-1,578.55	-28,950.00	.00	.00
11 -0100-483890- OTHER MISCELLANEOUS REVE	.00	-2,384.48	.00	.00	.00
11 -0100-483890-06SHR OTHER MISC. SHERIFF	.00	.00	.00	.00	.00
11 -0100-483891- TEMPORARY ACCT NUMBER TB	.00	.00	.00	.00	.00
11 -0100-483891-EMSCK TEMP ACCT EMS TO HE	.00	.00	.00	.00	.00
TOTAL MISCELLANEOUS	-216,222.00	-202,269.11	-194,895.00	-139,144.00	-139,144.00

HAYWOOD COUNTY  
FY 2018-2019 GENERAL FUND PROPOSED BUDGET  
ADMIN. RECOMMENDATIONS

GENERAL	FY 2016-2017 REVISED BUDG	FY 2017-2018 YTD ACTUAL THRU 03/31	FY 2017-2018 REVISED BUDG THRU 03/31	FY 2018-2019 DEPARTMENT REQUEST	FY 2018-2019 ADMIN RECOM
-----					
OTHER FINANCING SOURCES					
11 -0110-483820- SALE OF CAPITAL ASSETS	-14,249.00	-8,840.61	-2,500.00	-2,500.00	-2,500.00
11 -0110-492910- PROCEEDS OF L/P AGREEMEN	.00	.00	-387,000.00	.00	.00
11 -0110-498221- TRFS FROM S/R FD-CAP RSR	.00	.00	.00	.00	.00
11 -0110-498223- TRFS FROM S/R FD-E911 FD	.00	.00	.00	.00	.00
11 -0110-498224- TRFS FROM S/R FD-SW FD 2	.00	.00	.00	.00	.00
11 -0110-498440- TRFS FROM C/P FUNDS	.00	.00	.00	.00	.00
11 -0110-498441- TRFS FROM C/P FUND-W&S F	.00	.00	.00	.00	.00
11 -0110-498443- TRANSF FRM CAP PROJ FND	.00	.00	.00	.00	.00
11 -0110-498448- TRFS FROM C/P FUND-PUBL.	.00	.00	.00	.00	.00
11 -0110-498449- TRFS FRM C/P FD-ADM/LOTT	.00	.00	.00	.00	.00
11 -0110-499991- FUND BALANCE APPROPRIATE	-1,284,085.00	.00	-2,903,388.00	.00	-1,749,500.00
TOTAL OTHER FINANCING SOURCES	-1,298,334.00	-8,840.61	-3,292,888.00	-2,500.00	-1,752,000.00
TOTAL FOR DEPARTMENTS GENERAL	-77,811,539.00	-66,485,856.19	-84,475,646.00	-79,790,112.00	-82,568,889.00

HAYWOOD COUNTY  
FY 2018-2019 GENERAL FUND PROPOSED BUDGET  
ADMIN. RECOMMENDATIONS

GENERAL	FY 2016-2017 REVISED BUDG	FY 2017-2018 YTD ACTUAL THRU 03/31	FY 2017-2018 REVISED BUDG THRU 03/31	FY 2018-2019 DEPARTMENT REQUEST	FY 2018-2019 ADMIN RECOM
-----					
GOVERNING BODY					
11 -4110-512600- SALARIES & WAGES-TEMP &	68,149.00	49,219.02	68,530.00	66,611.00	66,611.00
11 -4110-514000- TRAVEL ALLOW-LOCAL	12,000.00	9,000.00	12,000.00	12,000.00	12,000.00
11 -4110-514050- TECHNOLOGY ALLOWANCE	6,500.00	4,872.60	6,500.00	6,500.00	6,500.00
11 -4110-518100- SOCIAL SECURITY CONTRIB	6,661.00	4,473.88	6,699.00	6,511.00	6,511.00
11 -4110-518300- HOSPITALIZATION INS CONT	43,450.00	25,806.72	45,372.00	60,000.00	60,000.00
11 -4110-518500- UNEMPLOYMENT COMP CONTRI	.00	.00	.00	.00	.00
11 -4110-518600- WORKERS' COMP CONTRIB	133.00	133.00	133.00	133.00	66.00
11 -4110-518900- OTHER FRINGE BENEFITS-LI	264.00	152.28	226.00	255.00	255.00
11 -4110-519100- PROF SERVICES-ACCTG	65,000.00	59,900.00	59,900.00	59,900.00	59,900.00
11 -4110-519200- PROF SERVICES-LEGAL	.00	.00	.00	.00	.00
11 -4110-519900- PROF SERVICES-OTHER	.00	.00	.00	.00	.00
11 -4110-519907- PROF SRVS - VIDEO/BRDCAS	24,500.00	23,790.97	30,000.00	30,000.00	30,000.00
11 -4110-526000- OFFICE SUPPLIES & MATERI	500.00	209.19	500.00	600.00	600.00
11 -4110-526900- NON-EXPENDABLE OFFICE SU	.00	.00	.00	.00	.00
11 -4110-529900- MISCELLANEOUS SUPPLIES	716.00	157.03	900.00	900.00	900.00
11 -4110-531100- TRAVEL	3,464.00	2,962.50	3,250.00	3,250.00	3,250.00
11 -4110-531101- TRAVEL-LOCAL	.00	.00	.00	.00	.00
11 -4110-532000- COMMUNICATIONS	2,630.00	1,877.57	2,600.00	2,700.00	2,700.00
11 -4110-535200- REPAIRS & MAINT-EQUIP	.00	.00	.00	.00	.00
11 -4110-537000- ADVERTISING	.00	.00	.00	.00	.00
11 -4110-539100- LEGAL ADVERTISING	2,220.00	136.16	1,600.00	1,600.00	1,600.00
11 -4110-539500- TRAINING-EMPLOYEE EDUC E	1,200.00	435.00	1,200.00	4,000.00	4,000.00
11 -4110-542001- SITE LICENSES - DATA PRO	.00	.00	.00	.00	.00
11 -4110-545000- INSURANCE & BONDING	.00	.00	.00	.00	.00
11 -4110-545100- PROP & GEN LIAB INS	226,429.00	238,215.69	239,085.00	239,085.00	.00
11 -4110-545101- UMBRELLA LIABILITY INSUR	10,772.00	11,667.00	11,667.00	11,667.00	11,667.00
11 -4110-545200- VEHICLE INS	.00	.00	.00	.00	.00
11 -4110-545300- FIDELITY INS	.00	.00	.00	.00	.00
11 -4110-545400- PROF LIABILITY INS	65,584.00	73,126.00	73,126.00	73,126.00	799.00
11 -4110-545500- PROP.& GEN.INS.DEDUCTIBL	17,201.00	3,211.80	25,000.00	25,000.00	25,000.00
11 -4110-549100- DUES & SUBSCRIPTIONS	64,600.00	55,011.32	62,000.00	72,000.00	74,000.00
11 -4110-549900- MISCELLANEOUS CHARGES	.00	.00	.00	.00	.00
11 -4110-549901- MISC CHARGES-BANK CHGS &	.00	.00	.00	.00	.00
11 -4110-549923- MISC CHARGES-OSHA PENALT	.00	.00	.00	.00	.00
11 -4110-549928- MISC CHGS-NON-REF FUEL T	.00	.00	.00	.00	.00
11 -4110-551000- C/O-OFFICE FURN & EQUIP	.00	.00	.00	.00	.00
11 -4110-552000- C/O-DATA PROC EQUIP	.00	.00	9,250.00	10,000.00	10,000.00
11 -4110-552100- C/O-DATA PROCESSING-SOFT	2,000.00	.00	4,250.00	5,000.00	.00
11 -4110-555000- C/O-OTHER EQUIPMENT	.00	.00	.00	.00	.00
11 -4110-557000-07LND C/O-LAND-PROPERTY P	.00	.00	.00	.00	.00
11 -4110-558002- C/O - OTHER BUILDING COS	.00	.00	.00	.00	.00
11 -4110-559010- C/O ART OBJECTS	.00	.00	.00	.00	.00
11 -4110-569900- OTHER CONTRACTS, GRANTS,	7,870.00	7,099.03	8,000.00	10,000.00	10,000.00



05/03/2018  
13:30:46

HAYWOOD COUNTY  
FY 2018-2019 GENERAL FUND PROPOSED BUDGET  
ADMIN. RECOMMENDATIONS

GENERAL	FY 2016-2017 REVISED BUDG	FY 2017-2018 YTD ACTUAL THRU 03/31	FY 2017-2018 REVISED BUDG THRU 03/31	FY 2018-2019 DEPARTMENT REQUEST	FY 2018-2019 ADMIN RECOM
TOTAL GOVERNING BODY	631,843.00	571,456.76	671,788.00	700,838.00	386,359.00

HAYWOOD COUNTY  
FY 2018-2019 GENERAL FUND PROPOSED BUDGET  
ADMIN. RECOMMENDATIONS

GENERAL	FY 2016-2017 REVISED BUDG	FY 2017-2018 YTD ACTUAL THRU 03/31	FY 2017-2018 REVISED BUDG THRU 03/31	FY 2018-2019 DEPARTMENT REQUEST	FY 2018-2019 ADMIN RECOM
<b>ADMINISTRATION</b>					
11 -4120-512100- SALARIES & WAGES-REGULAR	319,608.00	245,839.72	317,693.00	305,590.00	296,756.00
11 -4120-512200- SALARIES & WAGES-OVERTIM	.00	.00	.00	.00	.00
11 -4120-512600- SALARIES & WAGES-TEMP &	1,279.00	.00	.00	.00	.00
11 -4120-512700- SALARIES & WAGES-LONGEVI	6,571.00	2,339.66	6,938.00	3,951.00	2,354.00
11 -4120-514000- TRAVEL ALLOW-LOCAL	7,500.00	1,800.00	7,200.00	7,200.00	7,200.00
11 -4120-518100- SOCIAL SECURITY CONTRIB	21,475.00	16,454.66	23,497.00	22,392.00	23,433.00
11 -4120-518200- RETIREMENT CONTRIB	21,545.00	12,336.95	24,756.00	22,929.00	22,703.00
11 -4120-518202- ST 401(K) SUPP RET INC P	.00	.00	.00	.00	.00
11 -4120-518204- CO CONTRIB-401(K) SUPP R	5,943.00	3,237.25	6,311.00	6,042.00	5,982.00
11 -4120-518300- HOSPITALIZATION INS CONT	43,814.00	19,600.00	36,550.00	28,200.00	45,000.00
11 -4120-518500- UNEMPLOYMENT COMP CONTRI	5,250.00	.00	.00	.00	.00
11 -4120-518600- WORKERS' COMP CONTRIB	568.00	547.00	547.00	1,248.00	612.00
11 -4120-518900- OTHER FRINGE BENEFITS-LI	180.00	84.09	153.00	171.00	192.00
11 -4120-519100- PROF SERVICES-ACCTG	.00	.00	.00	.00	.00
11 -4120-519200- PROF SERVICES-LEGAL	7,200.00	.00	.00	.00	.00
11 -4120-519900- PROF SERVICES-OTHER	3,550.00	.00	4,000.00	4,000.00	4,000.00
11 -4120-519916- PROF SERVICES-GOV CHANNE	20,000.00	.00	.00	.00	.00
11 -4120-526000- OFFICE SUPPLIES & MATERI	1,500.00	976.66	1,400.00	1,400.00	1,400.00
11 -4120-526000-VISTA OFFICE SUPPLIES & M	.00	.00	.00	.00	.00
11 -4120-526900- NON-EXPENDABLE OFFICE SU	1,150.00	156.18	1,000.00	1,000.00	1,000.00
11 -4120-529100- DATA PROCESSING SUPPLIES	.00	.00	.00	.00	.00
11 -4120-529200- DATA PROCESSING-SOFTWARE	.00	.00	.00	.00	.00
11 -4120-529900- MISCELLANEOUS SUPPLIES	250.00	259.50	450.00	500.00	500.00
11 -4120-531100- TRAVEL	2,550.00	3,292.52	5,250.00	7,500.00	7,500.00
11 -4120-531101- TRAVEL-LOCAL	.00	.00	.00	.00	.00
11 -4120-532000- COMMUNICATIONS	6,500.00	2,662.08	5,000.00	5,250.00	5,250.00
11 -4120-534000- PRINTING & BINDING	.00	.00	.00	.00	.00
11 -4120-535200- REPAIRS & MAINT-EQUIP	.00	.00	.00	.00	.00
11 -4120-535300- REPAIRS & MAINT-VEHICLES	.00	.00	.00	.00	.00
11 -4120-537000- ADVERTISING	.00	.00	.00	.00	.00
11 -4120-539100- LEGAL ADVERTISING	500.00	76.88	769.00	700.00	700.00
11 -4120-539300- TEMPORARY HELP SERVICES	.00	.00	.00	.00	.00
11 -4120-539500- TRAINING-EMPLOYEE EDUC E	2,250.00	565.00	5,000.00	5,000.00	5,000.00
11 -4120-541200- RENT OF BUILDING	.00	.00	.00	3,000.00	3,000.00
11 -4120-543900- RENT OF EQUIPMENT	3,000.00	813.47	2,500.00	3,000.00	3,000.00
11 -4120-545000- INSURANCE & BONDING	.00	.00	.00	.00	986.00
11 -4120-545100- PROP & GEN LIAB INS	.00	.00	.00	.00	.00
11 -4120-545200- VEHICLE INS	.00	.00	.00	.00	.00
11 -4120-545300- FIDELITY INS	.00	.00	.00	.00	.00
11 -4120-545400- PROF LIABILITY INS	.00	.00	.00	.00	.00
11 -4120-549100- DUES & SUBSCRIPTIONS	700.00	50.00	600.00	800.00	800.00
11 -4120-549901- MISC CHARGES-BANK CHGS &	.00	.00	.00	.00	.00
11 -4120-551000- C/O-OFFICE FURN & EQUIP	.00	.00	.00	.00	.00

HAYWOOD COUNTY  
FY 2018-2019 GENERAL FUND PROPOSED BUDGET  
ADMIN. RECOMMENDATIONS

GENERAL	FY 2016-2017 REVISED BUDG	FY 2017-2018 YTD ACTUAL THRU 03/31	FY 2017-2018 REVISED BUDG THRU 03/31	FY 2018-2019 DEPARTMENT REQUEST	FY 2018-2019 ADMIN RECOM
11 -4120-552000- C/O-DATA PROC EQUIP	.00	.00	.00	.00	.00
11 -4120-552100- C/O-DATA PROCESSING-SOFT	.00	.00	.00	.00	.00
11 -4120-555000- C/O-OTHER EQUIPMENT	.00	.00	.00	.00	.00
11 -4120-569900- OTHER CONTRACTS, GRANTS,	.00	.00	.00	.00	.00
<b>TOTAL ADMINISTRATION</b>	<b>482,883.00</b>	<b>311,091.62</b>	<b>449,614.00</b>	<b>429,873.00</b>	<b>437,368.00</b>

HAYWOOD COUNTY  
FY 2018-2019 GENERAL FUND PROPOSED BUDGET  
ADMIN. RECOMMENDATIONS

GENERAL	FY 2016-2017 REVISED BUDG	FY 2017-2018 YTD ACTUAL THRU 03/31	FY 2017-2018 REVISED BUDG THRU 03/31	FY 2018-2019 DEPARTMENT REQUEST	FY 2018-2019 ADMIN RECOM
<b>FINANCE</b>					
11 -4130-512100- SAL & WAG-PERM FT & PERM	408,476.00	294,606.96	415,865.00	403,743.00	404,972.00
11 -4130-512200- SALARIES & WAGES-OVERTIM	.00	.00	.00	.00	.00
11 -4130-512600- SALARIES & WAGES-TEMP &	.00	549.94	.00	.00	.00
11 -4130-512700- SALARIES & WAGES-LONGEVI	9,661.00	9,171.38	10,784.00	9,523.00	9,521.00
11 -4130-515005- DAY TRIP MEALS PD BY ER	12.00	.00	.00	.00	.00
11 -4130-518100- SOCIAL SECURITY CONTRIB	31,500.00	22,451.09	32,639.00	31,615.00	31,709.00
11 -4130-518200- RETIREMENT CONTRIB	31,263.00	22,881.48	32,537.00	32,317.00	32,413.00
11 -4130-518202- ST 401(K) SUPP RET INC P	.00	.00	.00	.00	.00
11 -4130-518204- CO CONTRIB-401(K) SUPP R	8,519.00	6,045.39	8,294.00	8,265.00	8,290.00
11 -4130-518300- HOSPITALIZATION INS CONT	71,400.00	54,656.00	75,250.00	84,000.00	84,000.00
11 -4130-518500- UNEMPLOYMENT COMP CONTRI	.00	.00	.00	.00	.00
11 -4130-518600- WORKERS' COMP CONTRIB	789.00	809.00	809.00	1,615.00	807.00
11 -4130-518900- OTHER FRINGE BENEFITS-LI	345.00	229.36	370.00	357.00	357.00
11 -4130-519100- PROF SERVICES-ACCTG	6,881.00	800.00	8,300.00	8,300.00	8,300.00
11 -4130-519200- PROF SERVICES-LEGAL	.00	.00	.00	.00	.00
11 -4130-519900- PROF SERVICES-OTHER	275.00	731.00	731.00	750.00	750.00
11 -4130-526000- OFFICE SUPPLIES & MATERI	8,941.00	5,551.34	7,944.00	8,600.00	8,630.00
11 -4130-526900- NON-EXPENDABLE OFFICE SU	3,313.00	205.97	1,000.00	2,750.00	2,500.00
11 -4130-529100- DATA PROCESSING SUPPLIES	.00	.00	.00	.00	.00
11 -4130-529200- DATA PROCESSING-SOFTWARE	.00	.00	.00	.00	.00
11 -4130-529900- MISCELLANEOUS SUPPLIES	.00	.00	.00	.00	.00
11 -4130-531100- TRAVEL	3,241.00	2,201.38	3,850.00	3,500.00	3,300.00
11 -4130-532000- COMMUNICATIONS	7,000.00	3,227.98	7,000.00	7,000.00	7,000.00
11 -4130-534000- PRINTING & BINDING	.00	.00	.00	.00	.00
11 -4130-535200- REPAIRS & MAINT-EQUIP	3,000.00	208.40	2,725.00	2,700.00	2,600.00
11 -4130-538000- DATA PROCESSING SERVICES	.00	.00	.00	.00	.00
11 -4130-539100- LEGAL ADVERTISING	.00	.00	250.00	250.00	200.00
11 -4130-539300- TEMPORARY HELP SERVICES	.00	.00	.00	.00	.00
11 -4130-539500- TRAINING-EMPLOYEE EDUC E	2,313.00	1,893.00	2,250.00	3,000.00	2,900.00
11 -4130-542000- RENTAL OF DP EQUIP	.00	.00	.00	.00	.00
11 -4130-543200- RENT OF T/W, POSTAGE MTR	3,200.00	3,074.07	3,075.00	2,500.00	2,500.00
11 -4130-543900- RENT OF EQUIPMENT	2,794.00	840.98	3,000.00	2,700.00	2,700.00
11 -4130-545000- INSURANCE & BONDING	.00	.00	.00	.00	2,035.00
11 -4130-545300- FIDELITY INS	1,756.00	1,786.00	1,836.00	1,822.00	1,822.00
11 -4130-549100- DUES & SUBSCRIPTIONS	1,740.00	1,470.00	1,700.00	1,750.00	1,750.00
11 -4130-549900- MISCELLANEOUS CHARGES	.00	.00	.00	.00	.00
11 -4130-549901- MISC & BANK CHGS	24,996.00	18,747.00	26,000.00	26,000.00	26,000.00
11 -4130-551000- C/O-OFFICE FURN & EQUIP	8,759.00	.00	.00	.00	.00
11 -4130-552000- C/O-DATA PROC EQUIP	.00	.00	.00	.00	.00
11 -4130-552100- C/O-DATA PROCESSING-SOFT	.00	.00	.00	.00	.00
11 -4130-595100- PURCH FOR OFC SUPL INV	.00	.00	.00	.00	.00
11 -4130-595200- PURCH FOR JANITORIAL SUP	.00	.00	.00	.00	.00
11 -4130-595600- ISSUES FROM INV-OFc SUPL	.00	.00	.00	.00	.00

05/03/2018  
13:30:46

HAYWOOD COUNTY  
FY 2018-2019 GENERAL FUND PROPOSED BUDGET  
ADMIN. RECOMMENDATIONS

GENERAL	FY 2016-2017 REVISED BUDG	FY 2017-2018 YTD ACTUAL THRU 03/31	FY 2017-2018 REVISED BUDG THRU 03/31	FY 2018-2019 DEPARTMENT REQUEST	FY 2018-2019 ADMIN RECOM
11 -4130-595700- ISSUES FROM INV-JAN SUPL	.00	.00	.00	.00	.00
TOTAL FINANCE	640,174.00	452,137.72	646,209.00	643,057.00	645,056.00

HAYWOOD COUNTY  
FY 2018-2019 GENERAL FUND PROPOSED BUDGET  
ADMIN. RECOMMENDATIONS

GENERAL	FY 2016-2017 REVISED BUDG	FY 2017-2018 YTD ACTUAL THRU 03/31	FY 2017-2018 REVISED BUDG THRU 03/31	FY 2018-2019 DEPARTMENT REQUEST	FY 2018-2019 ADMIN RECOM
-----					
HUMAN RESOURCES					
11 -4135-512100- SALARIES & WAGES-REGULAR	121,643.00	102,434.61	140,976.00	190,027.00	190,027.00
11 -4135-512600- SALARIES & WAGES-TEMP &	12,277.00	4,203.50	4,324.00	.00	.00
11 -4135-512700- SALARIES & WAGES-LONGEVI	3,479.00	3,983.97	3,978.00	4,145.00	4,145.00
11 -4135-518100- SOCIAL SECURITY CONTRIB	10,511.00	7,342.83	11,105.00	14,854.00	14,854.00
11 -4135-518200- RETIREMENT CONTRIB	9,072.00	8,023.13	9,894.00	14,699.00	14,861.00
11 -4135-518202- ST 401(K) SUPP RET INC P	.00	.00	.00	.00	.00
11 -4135-518204- CO CONTRIB-401(K) SUPP R	2,502.00	2,119.73	2,522.00	3,883.00	3,741.00
11 -4135-518300- HOSPITALIZATION INS CONT	22,142.00	16,128.00	21,500.00	48,000.00	48,000.00
11 -4135-518301- HOSP INS CONTRIB-RETIREE	590,000.00	354,249.37	553,000.00	576,182.00	570,000.00
11 -4135-518500- UNEMPLOYMENT COMP CONTRI	.00	.00	.00	.00	.00
11 -4135-518600- WORKERS' COMP CONTRIB	262.00	275.00	275.00	760.00	366.00
11 -4135-518900- OTHER FRINGE BENEFITS-LI	106.00	78.96	90.00	204.00	204.00
11 -4135-519100- PROF SERVICES-ACCTG	.00	.00	.00	.00	.00
11 -4135-519303- PROF SERVICES-MED-EMPLOY	.00	.00	1,500.00	3,500.00	1,500.00
11 -4135-519900- PROF SERVICES-OTHER	37,500.00	11,859.02	21,500.00	25,000.00	20,000.00
11 -4135-526000- OFFICE SUPPLIES & MATERI	5,450.00	2,083.56	3,250.00	3,500.00	3,500.00
11 -4135-526900- NON-EXPENDABLE OFFICE SU	50.00	.00	100.00	150.00	150.00
11 -4135-529100- DATA PROCESSING SUPPLIES	.00	.00	.00	.00	.00
11 -4135-529200- DATA PROCESSING-SOFTWARE	.00	.00	.00	.00	.00
11 -4135-529900- MISCELLANEOUS SUPPLIES	1,000.00	659.02	1,000.00	1,200.00	1,000.00
11 -4135-529902- MISC SUPLS-EMPL. EVENTS	.00	.00	.00	.00	.00
11 -4135-531100- TRAVEL	600.00	.00	250.00	250.00	250.00
11 -4135-532000- COMMUNICATIONS	1,550.00	1,175.84	1,400.00	1,400.00	1,600.00
11 -4135-532010- COMMUNIC.-EE CELL PHONE	650.00	.00	800.00	800.00	800.00
11 -4135-534000- PRINTING & BINDING	.00	.00	.00	.00	.00
11 -4135-535200- REPAIRS & MAINT-EQUIP	.00	.00	.00	.00	.00
11 -4135-537000- ADVERTISING	.00	125.00	125.00	.00	.00
11 -4135-539500- TRAINING-EMPLOYEE EDUC E	1,600.00	.00	1,000.00	1,000.00	1,000.00
11 -4135-539508- TRAINING-PERSONNEL SEMIN	400.00	.00	350.00	500.00	500.00
11 -4135-543900- RENT OF EQUIPMENT	2,100.00	772.60	2,100.00	2,100.00	2,100.00
11 -4135-545000- INSURANCE & BONDING	.00	.00	.00	.00	581.00
11 -4135-549100- DUES & SUBSCRIPTIONS	2,500.00	199.00	2,375.00	2,500.00	2,500.00
11 -4135-551000- C/O-OFFICE FURN & EQUIP	.00	.00	.00	.00	.00
11 -4135-552000- C/O-DATA PROC EQUIP	.00	.00	.00	.00	.00
11 -4135-555000- C/O-OTHER EQUIPMENT	.00	.00	.00	.00	.00
TOTAL HUMAN RESOURCES	825,394.00	515,713.14	783,414.00	894,654.00	881,679.00

HAYWOOD COUNTY  
FY 2018-2019 GENERAL FUND PROPOSED BUDGET  
ADMIN. RECOMMENDATIONS

GENERAL	FY 2016-2017 REVISED BUDG	FY 2017-2018 YTD ACTUAL THRU 03/31	FY 2017-2018 REVISED BUDG THRU 03/31	FY 2018-2019 DEPARTMENT REQUEST	FY 2018-2019 ADMIN RECOM
-----					
WELLNESS CLINIC					
11 -4137-512100- SAL&WAG-PERM FT&PERM PT	119,998.00	76,532.01	118,643.00	123,111.00	119,065.00
11 -4137-512200- SALARIES & WAGES-OVERTIM	.00	13.65	.00	.00	.00
11 -4137-512600- SALARIES & WAGES-TEMP &	34,301.00	16,802.12	39,952.00	25,000.00	25,000.00
11 -4137-512700- SALARIES & WAGES-LONGEVI	702.00	328.43	2,484.00	2,511.00	2,429.00
11 -4137-518100- SOCIAL SECURITY CONTRIB	10,901.00	6,802.41	12,559.00	11,523.00	11,207.00
11 -4137-518200- RETIREMENT CONTRIB	7,844.00	5,806.04	9,473.00	9,535.00	9,221.00
11 -4137-518204- CO CONTRIB-401(K) SUPP R	2,164.00	1,534.00	2,415.00	2,512.00	2,430.00
11 -4137-518300- HOSPITALIZATION INS CONT	6,483.00	8,375.69	6,550.00	7,800.00	12,000.00
11 -4137-518500- UNEMPLOYMENT COMP CONTRI	.00	.00	.00	.00	.00
11 -4137-518600- WORKERS' COMP CONTRIB	334.00	379.00	379.00	725.00	352.00
11 -4137-518900- OTHER FRINGE BENEFITS-LI	158.00	75.05	135.00	125.00	153.00
11 -4137-519300- PROF SERVICES-MEDICAL	33,796.00	11,644.51	26,000.00	26,000.00	28,000.00
11 -4137-519900- PROF SERVICES-OTHER	5,404.00	2,594.74	3,000.00	.00	2,500.00
11 -4137-523800- PHARMACEUTICAL SUPPLIES	.00	.00	1,730.00	5,800.00	.00
11 -4137-523900- OTHER MEDICAL SUPPLIES	.00	.00	.00	.00	.00
11 -4137-523901- DISPOSABLE MEDICAL SUPPL	11,200.00	8,020.64	13,000.00	13,000.00	10,000.00
11 -4137-526000- OFFICE SUPPLIES & MATERI	1,675.00	1,115.41	1,400.00	1,500.00	1,500.00
11 -4137-526900- NON-EXPENDABLE OFFICE SU	1,079.00	235.91	500.00	500.00	500.00
11 -4137-526901- NON-EXPEND MEDICAL SUPPL	.00	558.82	560.00	1,535.00	1,535.00
11 -4137-529100- DATA PROCESSING SUPPLIES	2,450.00	2,400.00	2,400.00	.00	.00
11 -4137-529200- DATA PROCESSING-SOFTWARE	.00	.00	.00	.00	.00
11 -4137-531100- TRAVEL	1,246.00	.00	750.00	750.00	750.00
11 -4137-532000- COMMUNICATIONS	.00	.00	.00	.00	.00
11 -4137-533100- ELECTRICITY	.00	.00	.00	.00	.00
11 -4137-538000- DATA PROC. SERVICES	.00	1,274.00	4,070.00	8,388.00	8,388.00
11 -4137-539500- TRAINING-EMPLOYEE EDUC E	625.00	.00	1,100.00	1,100.00	1,100.00
11 -4137-541200- RENT OF BUILDING	.00	.00	.00	.00	.00
11 -4137-543900- RENT OF EQUIPMENT	600.00	182.10	500.00	500.00	500.00
11 -4137-545000- INSURANCE & BONDING	.00	.00	.00	.00	479.00
11 -4137-545400- PROF LIABILITY INS	10,000.00	9,983.69	10,000.00	10,982.00	10,982.00
11 -4137-549100- DUES & SUBSCRIPTIONS	325.00	281.03	1,040.00	1,700.00	1,700.00
11 -4137-551000- C/O-OFFICE FURN & EQUIP	.00	.00	.00	.00	.00
11 -4137-552000- C/O-DATA PROC EQUIP	.00	.00	.00	.00	.00
11 -4137-552100- C/O-DATA PROCESSING-SOFT	.00	.00	.00	.00	.00
11 -4137-553000- C/O-MEDICAL EQUIP	3,250.00	.00	.00	.00	.00
11 -4137-558002- C/O - OTHER BUILDING COS	.00	.00	.00	.00	.00
TOTAL WELLNESS CLINIC	254,535.00	154,939.25	258,640.00	254,597.00	249,791.00

HAYWOOD COUNTY  
FY 2018-2019 GENERAL FUND PROPOSED BUDGET  
ADMIN. RECOMMENDATIONS

GENERAL	FY 2016-2017 REVISED BUDG	FY 2017-2018 YTD ACTUAL THRU 03/31	FY 2017-2018 REVISED BUDG THRU 03/31	FY 2018-2019 DEPARTMENT REQUEST	FY 2018-2019 ADMIN RECOM
<b>TAX COLLECTION</b>					
11 -4140-512100- SALARIES & WAGES-REGULAR	201,516.00	122,250.17	178,876.00	186,689.00	184,279.00
11 -4140-512200- SALARIES & WAGES-OVERTIM	.00	86.21	.00	.00	.00
11 -4140-512600- SALARIES & WAGES-TEMP &	290.00	2,899.69	7,315.00	.00	.00
11 -4140-512700- SALARIES & WAGES-LONGEVI	1,768.00	751.62	765.00	2,003.00	782.00
11 -4140-518100- SOCIAL SECURITY CONTRIB	16,262.00	9,106.87	14,303.00	14,435.00	14,157.00
11 -4140-518200- RETIREMENT CONTRIB	15,412.00	9,230.15	14,257.00	14,756.00	14,157.00
11 -4140-518204- CO CONTRIB-401(K) SUPP R	4,252.00	2,438.49	3,634.00	3,774.00	3,701.00
11 -4140-518300- HOSPITALIZATION INS CONT	62,718.00	38,080.00	59,125.00	66,000.00	66,000.00
11 -4140-518500- UNEMPLOYMENT COMP CONTRI	2,826.00	.00	.00	.00	.00
11 -4140-518600- WORKERS' COMP CONTRIB	412.00	362.00	362.00	747.00	368.00
11 -4140-518900- OTHER FRINGE BENEFITS-LI	304.00	165.44	248.00	281.00	281.00
11 -4140-519200- PROF SERV-LEGAL-EXECUTNS	.00	.00	.00	.00	.00
11 -4140-519204- PROF SERVICES-OTHER ATTO	30,675.00	6,368.80	29,700.00	30,000.00	30,000.00
11 -4140-519900- PROF SERVICES-OTHER	10,325.00	11,222.31	14,000.00	20,000.00	20,000.00
11 -4140-525002- FUEL/GAS/DIESEL	100.00	.00	.00	35.00	85.00
11 -4140-526000- OFFICE SUPPLIES & MATERI	5,013.00	2,714.60	3,400.00	5,000.00	5,000.00
11 -4140-526900- NON-EXPENDABLE OFFICE SU	74.00	.00	74.00	2,500.00	2,500.00
11 -4140-526901- NON-EXPENDABLE DEPT. SUP	.00	.00	.00	.00	.00
11 -4140-529100- DATA PROCESSING SUPPLIES	400.00	.00	400.00	400.00	400.00
11 -4140-529200- DATA PROCESSING-SOFTWARE	.00	.00	.00	.00	.00
11 -4140-529900- MISCELLANEOUS DEPARTMENT	.00	19.39	.00	.00	.00
11 -4140-531100- TRAVEL	708.00	1,734.94	2,300.00	3,500.00	3,400.00
11 -4140-532000- COMMUNICATIONS	40,000.00	36,497.56	40,000.00	42,000.00	42,000.00
11 -4140-534000- PRINTING & BINDING	7,500.00	3,341.34	7,800.00	8,000.00	8,000.00
11 -4140-535200- REPAIRS & MAINT-EQUIP	.00	.00	.00	.00	.00
11 -4140-537000- ADVERTISING	.00	.00	.00	.00	.00
11 -4140-538000- DATA PROCESSING SERVICES	142,200.00	84,662.73	123,500.00	124,000.00	137,500.00
11 -4140-539100- LEGAL ADVERTISING	7,900.00	195.44	7,900.00	8,000.00	8,000.00
11 -4140-539500- TRAINING-EMPLOYEE EDUC E	780.00	835.00	1,500.00	2,000.00	2,000.00
11 -4140-542000- RENTAL OF DP EQUIP	.00	.00	.00	.00	.00
11 -4140-542001- SITE LICENSES - DATA PRO	.00	.00	.00	.00	.00
11 -4140-543900- RENT OF EQUIPMENT	2,300.00	788.20	2,000.00	2,000.00	2,000.00
11 -4140-545000- INSURANCE & BONDING	.00	.00	.00	.00	1,671.00
11 -4140-545300- FIDELITY INS	.00	.00	.00	.00	.00
11 -4140-549100- DUES & SUBSCRIPTIONS	.00	.00	.00	.00	.00
11 -4140-549300- DEPOSIT OVER/UNDER	25.00	40.76	.00	15.00	15.00
11 -4140-549901- MISC-BANK CHGS & FEES	.00	.00	.00	.00	.00
11 -4140-551000- C/O-OFFICE FURN & EQUIP	.00	.00	.00	.00	.00
11 -4140-552000- C/O-DATA PROC EQUIP	.00	.00	.00	.00	.00
11 -4140-552100- C/O-DATA PROCESSING-SOFT	.00	.00	.00	.00	.00
<b>TOTAL TAX COLLECTION</b>	<b>553,760.00</b>	<b>333,791.71</b>	<b>511,459.00</b>	<b>536,135.00</b>	<b>546,296.00</b>



HAYWOOD COUNTY  
FY 2018-2019 GENERAL FUND PROPOSED BUDGET  
ADMIN. RECOMMENDATIONS

GENERAL	FY 2016-2017 REVISED BUDG	FY 2017-2018 YTD ACTUAL THRU 03/31	FY 2017-2018 REVISED BUDG THRU 03/31	FY 2018-2019 DEPARTMENT REQUEST	FY 2018-2019 ADMIN RECOM
<b>TAX ASSESSMENTS</b>					
11 -4141-512100- SALARIES & WAGES-REGULAR	321,178.00	363,156.18	506,653.00	502,184.00	502,184.00
11 -4141-512200- SALARIES & WAGES-OVERTIM	310.00	.00	.00	.00	.00
11 -4141-512600- SALARIES & WAGES-TEMP &	36,568.00	14,742.57	18,519.00	18,000.00	18,000.00
11 -4141-512700- SALARIES & WAGES-LONGEVI	6,672.00	3,921.93	10,189.00	11,024.00	11,024.00
11 -4141-517000- BOARD MEMBER EXPENSE	.00	.00	250.00	250.00	250.00
11 -4141-518100- SOCIAL SECURITY CONTRIB	26,012.00	27,392.78	40,955.00	39,261.00	39,261.00
11 -4141-518200- RETIREMENT CONTRIB	24,094.00	27,558.07	39,415.00	40,133.00	40,133.00
11 -4141-518202- ST 401(K) SUPP RET INC P	.00	.00	.00	.00	.00
11 -4141-518204- CO CONTRIB-401(K) SUPP R	6,647.00	7,281.01	10,047.00	10,265.00	10,265.00
11 -4141-518300- HOSPITALIZATION INS CONT	99,553.00	111,296.96	150,500.00	168,000.00	168,000.00
11 -4141-518500- UNEMPLOYMENT COMP CONTRI	.00	.00	.00	.00	.00
11 -4141-518600- WORKERS' COMP CONTRIB	2,386.00	3,956.00	3,956.00	8,070.00	4,035.00
11 -4141-518900- OTHER FRINGE BENEFITS-LI	475.00	455.17	632.00	714.00	714.00
11 -4141-519200- PROF SERVICES-LEGAL	44,180.00	12,306.44	50,000.00	30,000.00	30,000.00
11 -4141-519900- PROF SERVICES-OTHER	45,739.00	24,835.00	96,800.00	53,000.00	53,000.00
11 -4141-525000- VEHICLE SUPPLIES & MATER	45.00	.00	50.00	150.00	150.00
11 -4141-525002- FUEL/GAS/DIESEL	488.00	1,609.46	3,230.00	3,000.00	1,750.00
11 -4141-526000- OFFICE SUPPLIES & MATERI	2,656.00	3,696.64	4,200.00	15,000.00	15,000.00
11 -4141-526900- NON-EXPENDABLE OFFICE SU	.00	69.13	.00	.00	.00
11 -4141-529100- DATA PROCESSING SUPPLIES	.00	35.39	6,339.00	1,200.00	1,200.00
11 -4141-529200- DATA PROCESSING-SOFTWARE	.00	21,000.00	21,000.00	21,000.00	21,000.00
11 -4141-529900- MISCELLANEOUS SUPPLIES	.00	69.14	75.00	1,550.00	1,550.00
11 -4141-529908- BOARD MEMBER EXPENSE	125.00	.00	700.00	700.00	700.00
11 -4141-531100- TRAVEL	2,621.00	4,369.33	7,000.00	8,000.00	8,000.00
11 -4141-532000- COMMUNICATIONS	19,993.00	15,609.14	26,000.00	27,500.00	27,500.00
11 -4141-534000- PRINTING & BINDING	18,353.00	6,772.24	28,000.00	28,000.00	28,000.00
11 -4141-535200- REPAIRS & MAINT-EQUIP	889.00	.00	975.00	1,000.00	1,000.00
11 -4141-535201- MAINTENANCE CONTRACTS	.00	.00	50,072.00	.00	.00
11 -4141-535300- REPAIRS & MAINT-VEHICLES	77.00	162.30	1,352.00	2,000.00	2,000.00
11 -4141-537000- ADVERTISING	2,409.00	3,540.00	3,540.00	5,400.00	5,400.00
11 -4141-539100- LEGAL ADVERTISING	900.00	.00	.00	.00	.00
11 -4141-539500- TRAINING-EMPLOYEE EDUC E	520.00	3,235.00	5,000.00	6,500.00	6,500.00
11 -4141-542000- RENTAL OF DP EQUIP	.00	.00	.00	.00	.00
11 -4141-542001- SITE LICENSES - DATA PRO	.00	.00	.00	.00	.00
11 -4141-543900- RENT OF EQUIPMENT	3,380.00	1,603.67	6,000.00	6,000.00	6,000.00
11 -4141-545000- INSURANCE & BONDING	.00	.00	.00	.00	1,164.00
11 -4141-545200- VEHICLE INS	1,353.00	4,528.00	4,528.00	4,950.00	4,950.00
11 -4141-549100- DUES & SUBSCRIPTIONS	350.00	1,631.95	1,700.00	2,400.00	2,400.00
11 -4141-551000- C/O-OFFICE FURN & EQUIP	.00	.00	.00	.00	.00
11 -4141-552000- C/O-DATA PROC EQUIP	.00	.00	12,296.00	.00	.00
11 -4141-552100- C/O-DATA PROCESSING-SOFT	.00	.00	387,000.00	.00	.00
11 -4141-554000- C/O-MOTOR VEHICLES	14,621.00	22,022.25	22,023.00	25,000.00	25,000.00
11 -4141-572000- INTEREST	.00	.00	.00	.00	.00

05/03/2018  
13:30:46

HAYWOOD COUNTY  
FY 2018-2019 GENERAL FUND PROPOSED BUDGET  
ADMIN. RECOMMENDATIONS

PAGE 11

GENERAL	FY 2016-2017 REVISED BUDG	FY 2017-2018 YTD ACTUAL THRU 03/31	FY 2017-2018 REVISED BUDG THRU 03/31	FY 2018-2019 DEPARTMENT REQUEST	FY 2018-2019 ADMIN RECOM
TOTAL TAX ASSESSMENTS	682,594.00	686,855.75	1,518,996.00	1,040,251.00	1,036,130.00

HAYWOOD COUNTY  
FY 2018-2019 GENERAL FUND PROPOSED BUDGET  
ADMIN. RECOMMENDATIONS

GENERAL	FY 2016-2017 REVISED BUDG	FY 2017-2018 YTD ACTUAL THRU 03/31	FY 2017-2018 REVISED BUDG THRU 03/31	FY 2018-2019 DEPARTMENT REQUEST	FY 2018-2019 ADMIN RECOM
-----					
LAND RECORDS					
11 -4142-512100- SALARIES & WAGES-REGULAR	168,246.00	161,545.91	215,096.00	256,306.00	232,161.00
11 -4142-512200- SALARIES & WAGES-OVERTIM	.00	.00	.00	.00	.00
11 -4142-512600- SALARIES & WAGES-TEMP &	.00	.00	.00	.00	.00
11 -4142-512700- SALARIES & WAGES-LONGEVI	4,360.00	4,512.12	5,965.00	6,793.00	6,670.00
11 -4142-518100- SOCIAL SECURITY CONTRIB	13,204.00	11,686.74	16,911.00	20,117.00	18,271.00
11 -4142-518200- RETIREMENT CONTRIB	12,514.00	12,488.56	16,859.00	20,564.00	18,677.00
11 -4142-518202- ST 401(K) SUPP RET INC P	.00	.00	.00	.00	.00
11 -4142-518204- CO CONTRIB-401(K) SUPP R	3,452.00	3,299.53	4,297.00	5,259.00	4,777.00
11 -4142-518300- HOSPITALIZATION INS CONT	44,645.00	40,320.00	53,750.00	72,000.00	60,000.00
11 -4142-518500- UNEMPLOYMENT COMP CONTRI	.00	.00	.00	.00	.00
11 -4142-518600- WORKERS' COMP CONTRIB	329.00	418.00	418.00	1,025.00	464.00
11 -4142-518900- OTHER FRINGE BENEFITS-LI	211.00	169.20	226.00	306.00	255.00
11 -4142-518910- IN HOUSE EQ MAINTENANCE	.00	.00	.00	.00	.00
11 -4142-519200- PROF SERVICES-LEGAL	.00	.00	.00	.00	.00
11 -4142-519900- PROF SERVICES-OTHER	239.00	.00	13,500.00	5,000.00	5,000.00
11 -4142-525002- FUEL/GAS/DIESEL	200.00	152.67	340.00	300.00	175.00
11 -4142-526000- OFFICE SUPPLIES & MATERI	1,069.00	1,254.58	1,880.00	1,300.00	1,300.00
11 -4142-526900- NON-EXPENDABLE OFFICE SU	.00	.00	.00	.00	.00
11 -4142-527000- PURCHASES FOR RESALE-MAP	.00	.00	.00	.00	.00
11 -4142-529100- DATA PROCESSING SUPPLIES	2,090.00	1,062.68	2,820.00	3,400.00	3,400.00
11 -4142-529200- DATA PROCESSING-SOFTWARE	.00	.00	.00	.00	.00
11 -4142-529900- MISCELLANEOUS SUPPLIES	200.00	290.38	500.00	500.00	500.00
11 -4142-531100- TRAVEL	2,345.00	2,200.02	2,350.00	3,500.00	3,500.00
11 -4142-532000- COMMUNICATIONS	1,300.00	1,161.82	3,300.00	3,840.00	3,840.00
11 -4142-535200- REPAIRS & MAINT-EQUIP	.00	.00	.00	.00	.00
11 -4142-535201- MAINTENANCE CONTRACTS	1,500.00	1,500.00	1,500.00	1,500.00	1,500.00
11 -4142-536000- FREIGHT, EXPRESS, DELIVE	.00	.00	.00	.00	.00
11 -4142-537000- ADVERTISING	.00	.00	.00	.00	.00
11 -4142-538000- DATA PROCESSING SERVICES	.00	.00	.00	.00	.00
11 -4142-539100- LEGAL ADVERTISING	.00	.00	.00	.00	.00
11 -4142-539500- TRAINING-EMPLOYEE EDUC E	1,587.00	1,893.00	4,400.00	5,000.00	5,000.00
11 -4142-542000- RENTAL OF DP EQUIP	.00	.00	2,000.00	.00	.00
11 -4142-542001- SITE LICENSES - DATA PRO	.00	.00	.00	.00	.00
11 -4142-543900- RENT OF EQUIPMENT	3,200.00	646.75	2,000.00	2,000.00	2,000.00
11 -4142-545000- INSURANCE & BONDING	.00	.00	.00	.00	871.00
11 -4142-549100- DUES & SUBSCRIPTIONS	180.00	120.00	300.00	300.00	300.00
11 -4142-549300- DEPOSIT OVER/UNDER	.00	.00	.00	.00	.00
11 -4142-551000- C/O-OFFICE FURN & EQUIP	.00	.00	.00	.00	.00
11 -4142-552000- C/O-DATA PROC EQUIP	.00	.00	1,200.00	.00	.00
11 -4142-552100- C/O-DATA PROCESSING-SOFT	.00	.00	.00	.00	.00
11 -4142-555000- C/O-OTHER EQUIPMENT	.00	.00	.00	.00	.00
TOTAL LAND RECORDS	260,871.00	244,721.96	349,612.00	409,010.00	368,661.00

HAYWOOD COUNTY  
FY 2018-2019 GENERAL FUND PROPOSED BUDGET  
ADMIN. RECOMMENDATIONS

GENERAL	FY 2016-2017 REVISED BUDG	FY 2017-2018 YTD ACTUAL THRU 03/31	FY 2017-2018 REVISED BUDG THRU 03/31	FY 2018-2019 DEPARTMENT REQUEST	FY 2018-2019 ADMIN RECOM
-----					
REVALUATION					
11 -4145-512100- SALARIES & WAGES-REGULAR	172,500.00	.00	.00	.00	.00
11 -4145-512200- SALARIES & WAGES-OVERTIM	.00	.00	.00	.00	.00
11 -4145-512600- SALARIES & WAGES-TEMP &	.00	.00	.00	.00	.00
11 -4145-512700- SALARIES & WAGES-LONGEVI	2,628.00	.00	.00	.00	.00
11 -4145-517000- BOARD MEMBER EXPENSE	.00	.00	.00	.00	.00
11 -4145-518100- SOCIAL SECURITY CONTRIB	14,164.00	.00	.00	.00	.00
11 -4145-518200- RETIREMENT CONTRIB	13,423.00	.00	.00	.00	.00
11 -4145-518202- ST 401(K) SUPP RET INC P	.00	.00	.00	.00	.00
11 -4145-518204- CO CONTRIB-401(K) SUPP R	3,703.00	.00	.00	.00	.00
11 -4145-518300- HOSPITALIZATION INS CONT	54,753.00	.00	.00	.00	.00
11 -4145-518500- UNEMPLOYMENT COMP CONTRI	.00	.00	.00	.00	.00
11 -4145-518600- WORKERS' COMP CONTRIB	1,703.00	.00	.00	.00	.00
11 -4145-518900- OTHER FRINGE BENEFITS-LI	264.00	.00	.00	.00	.00
11 -4145-519200- PROF SERVICES-RETAINER	.00	.00	.00	.00	.00
11 -4145-519201- PROF SERVICES-LITIGATION	.00	.00	.00	.00	.00
11 -4145-519204- PROF SERVICES-OTHER ATTO	.00	.00	.00	.00	.00
11 -4145-519900- PROF SERVICES-OTHER	73,325.00	.00	.00	.00	.00
11 -4145-525000- VEHICLE SUPPLIES & MATER	.00	.00	.00	.00	.00
11 -4145-525002- FUEL/GAS/DIESEL	2,165.00	.00	.00	.00	.00
11 -4145-526000- OFFICE SUPPLIES & MATERI	1,800.00	.00	.00	.00	.00
11 -4145-526900- NON-EXPENDABLE OFFICE SU	.00	.00	.00	.00	.00
11 -4145-529100- DATA PROCESSING SUPPLIES	1,076.00	.00	.00	.00	.00
11 -4145-529900- MISC DEPT'L SUPPLIES	.00	.00	.00	.00	.00
11 -4145-529908- BOARD MEMBER EXPENSE	.00	.00	.00	.00	.00
11 -4145-531100- TRAVEL	2,076.00	.00	.00	.00	.00
11 -4145-532000- COMMUNICATIONS	18,095.00	.00	.00	.00	.00
11 -4145-534000- PRINTING & BINDING	15,844.00	.00	.00	.00	.00
11 -4145-535200- REPAIRS & MAINT-EQUIP	.00	.00	.00	.00	.00
11 -4145-535300- REPAIRS & MAINT-VEHICLES	278.00	.00	.00	.00	.00
11 -4145-538000- DATA PROCESSING SERVICES	38,590.00	.00	.00	.00	.00
11 -4145-539100- LEGAL ADVERTISING	.00	.00	.00	.00	.00
11 -4145-539500- TRAINING-EMPLOYEE EDUC E	960.00	.00	.00	.00	.00
11 -4145-542000- RENTAL OF DP EQUIP	.00	.00	.00	.00	.00
11 -4145-542001- SITE LICENSES - DATA PRO	.00	.00	.00	.00	.00
11 -4145-543900- RENT OF EQUIPMENT	2,000.00	.00	.00	.00	.00
11 -4145-545000- INSURANCE & BONDING	.00	.00	.00	.00	.00
11 -4145-545200- VEHICLE INS	2,804.00	.00	.00	.00	.00
11 -4145-549100- DUES & SUBSCRIPTIONS	1,000.00	.00	.00	.00	.00
11 -4145-551000- C/O-OFFICE FURN & EQUIP	.00	.00	.00	.00	.00
11 -4145-552000- C/O-DATA PROC EQUIP	.00	.00	.00	.00	.00
11 -4145-552100- C/O-DATA PROCESSING-SOFT	.00	.00	.00	.00	.00
11 -4145-554000- C/O-MOTOR VEHICLES	.00	.00	.00	.00	.00
11 -4145-599100- CONTINGENCY	.00	.00	.00	.00	.00

05/03/2018  
13:30:46

HAYWOOD COUNTY  
FY 2018-2019 GENERAL FUND PROPOSED BUDGET  
ADMIN. RECOMMENDATIONS

GENERAL	FY 2016-2017 REVISED BUDG	FY 2017-2018 YTD ACTUAL THRU 03/31	FY 2017-2018 REVISED BUDG THRU 03/31	FY 2018-2019 DEPARTMENT REQUEST	FY 2018-2019 ADMIN RECOM
TOTAL REVALUATION	423,151.00	.00	.00	.00	.00

HAYWOOD COUNTY  
FY 2018-2019 GENERAL FUND PROPOSED BUDGET  
ADMIN. RECOMMENDATIONS

GENERAL	FY 2016-2017 REVISED BUDG	FY 2017-2018 YTD ACTUAL THRU 03/31	FY 2017-2018 REVISED BUDG THRU 03/31	FY 2018-2019 DEPARTMENT REQUEST	FY 2018-2019 ADMIN RECOM
-----					
LEGAL					
11 -4150-512100- SALARIES & WAGES-REGULAR	116,167.00	126,041.62	179,014.00	150,240.00	150,240.00
11 -4150-512200- SALARIES & WAGES-OVERTIM	108.00	.00	.00	.00	.00
11 -4150-512600- SALARIES & WAGES-TEMP &	14,810.00	.00	.00	.00	.00
11 -4150-512700- SALARIES & WAGES-LONGEVI	.00	.00	.00	.00	.00
11 -4150-518100- SOCIAL SECURITY CONTRIB	11,956.00	9,382.50	13,695.00	11,493.00	11,493.00
11 -4150-518200- RETIREMENT CONTRIB	11,331.00	9,508.47	13,652.00	11,403.00	11,403.00
11 -4150-518204- CO CONTRIB-401(K) SUPP R	2,097.00	2,512.10	3,480.00	3,005.00	3,005.00
11 -4150-518300- HOSPITALIZATION INS CONT	15,621.00	8,064.00	10,750.00	12,000.00	12,000.00
11 -4150-518500- UNEMPLOYMENT COMP CONTRI	.00	.00	.00	.00	.00
11 -4150-518600- WORKERS' COMP CONTRIB	270.00	287.00	287.00	496.00	248.00
11 -4150-518900- OTHER FRINGE BENEFITS-LI	79.00	31.96	68.00	77.00	77.00
11 -4150-519200- PROF SERVICES-RETAINER	.00	.00	.00	.00	.00
11 -4150-519201- PROF SERVICES-LITIGATION	.00	.00	4,000.00	5,000.00	5,000.00
11 -4150-519202- PROF SERVICES-BOND PROCE	.00	.00	.00	.00	.00
11 -4150-519203- PROF SERVICES-ARBITRATIO	.00	.00	.00	.00	.00
11 -4150-519204- PROF SERV-OTHR ATTORNEY	93,200.00	19,553.00	24,750.00	25,000.00	25,000.00
11 -4150-519205- PROF SERVICES -OTHER	57,425.00	.00	.00	.00	.00
11 -4150-519210- PROF SRVS-LITIG-COURTHOU	.00	.00	.00	.00	.00
11 -4150-526000- OFFICE SUPPLIES & MATERI	270.00	154.40	400.00	600.00	600.00
11 -4150-526900- NON-EXPENDABLE OFFICE SU	.00	.00	.00	.00	.00
11 -4150-531100- TRAVEL	1,787.00	2,202.40	2,925.00	2,500.00	2,500.00
11 -4150-532000- COMMUNICATIONS	.00	38.39	250.00	150.00	150.00
11 -4150-534000- PRINTING & BINDING	.00	.00	.00	.00	.00
11 -4150-539500- TRAINING-EMPLOYEE EDUC E	654.00	585.00	1,000.00	1,500.00	1,500.00
11 -4150-545000- INSURANCE & BONDING	.00	.00	.00	.00	146.00
11 -4150-549100- DUES & SUBSCRIPTIONS	926.00	810.00	1,000.00	1,200.00	1,200.00
11 -4150-549900- MISCELLANEOUS CHARGES	313.00	618.40	775.00	1,000.00	1,000.00
TOTAL LEGAL	327,014.00	179,789.24	256,046.00	225,664.00	225,562.00

05/03/2018  
13:30:46

HAYWOOD COUNTY  
FY 2018-2019 GENERAL FUND PROPOSED BUDGET  
ADMIN. RECOMMENDATIONS

GENERAL	FY 2016-2017 REVISED BUDG	FY 2017-2018 YTD ACTUAL THRU 03/31	FY 2017-2018 REVISED BUDG THRU 03/31	FY 2018-2019 DEPARTMENT REQUEST	FY 2018-2019 ADMIN RECOM
-----					
MOUNTAIN MEDIATION					
11 -4162-569900- OTHER CONTRACTS, GRANTS,	.00	.00	.00	.00	.00
TOTAL MOUNTAIN MEDIATION	.00	.00	.00	.00	.00

HAYWOOD COUNTY  
FY 2018-2019 GENERAL FUND PROPOSED BUDGET  
ADMIN. RECOMMENDATIONS

GENERAL	FY 2016-2017 REVISED BUDG	FY 2017-2018 YTD ACTUAL THRU 03/31	FY 2017-2018 REVISED BUDG THRU 03/31	FY 2018-2019 DEPARTMENT REQUEST	FY 2018-2019 ADMIN RECOM
-----					
ELECTIONS					
11 -4170-512100- SALARIES & WAGES-REGULAR	185,340.00	138,559.89	190,104.00	189,694.00	189,694.00
11 -4170-512200- SALARIES & WAGES-OVERTIM	55.00	.00	206.00	200.00	200.00
11 -4170-512600- SALARIES & WAGES-TEMP &	81,792.00	19,763.00	61,729.00	65,000.00	65,000.00
11 -4170-512601- SAL & WAGES-TEMP& PT-ELE	8,190.00	240.00	8,190.00	8,190.00	8,190.00
11 -4170-512700- SALARIES & WAGES-LONGEVI	4,127.00	4,321.37	4,419.00	4,408.00	4,408.00
11 -4170-517000- BOARD MEMBER EXPENSE	.00	.00	.00	.00	.00
11 -4170-518100- SOCIAL SECURITY CONTRIB	18,605.00	10,481.36	22,950.00	18,484.00	18,484.00
11 -4170-518200- RETIREMENT CONTRIB	13,736.00	10,750.37	14,834.00	15,179.00	15,179.00
11 -4170-518202- ST 401(K) SUPP RET INC P	.00	.00	.00	.00	.00
11 -4170-518204- CO CONTRIB-401(K) SUPP R	3,790.00	2,840.36	3,781.00	3,882.00	3,882.00
11 -4170-518300- HOSPITALIZATION INS CONT	44,284.00	32,256.00	43,000.00	48,000.00	48,000.00
11 -4170-518500- UNEMPLOYMENT COMP CONTRI	.00	.00	.00	.00	.00
11 -4170-518600- WORKERS' COMP CONTRIB	539.00	386.00	386.00	1,052.00	526.00
11 -4170-518900- OTHER FRINGE BENEFITS-LI	211.00	135.36	180.00	204.00	204.00
11 -4170-519200- PROF SERVICES-LEGAL	.00	.00	.00	.00	.00
11 -4170-519900- PROF SERVICES-OTHER	.00	.00	.00	.00	.00
11 -4170-519905- PROF SERVICES-OTHER-ELEC	46,200.00	-10,965.11	36,000.00	45,000.00	45,000.00
11 -4170-526000- OFFICE SUPPLIES & MATERI	11,800.00	2,683.28	16,000.00	30,000.00	30,000.00
11 -4170-526900- NON-EXPENDABLE OFFICE SU	1,500.00	462.25	1,300.00	1,500.00	1,000.00
11 -4170-526900-06PWG NON-EXPEND SUPPLIES	.00	.00	.00	.00	.00
11 -4170-526900-8HAVA NON-EXPEND. ELECTIO	.00	.00	.00	.00	.00
11 -4170-526903- NON-EXPENDABLE VOTING SU	2,500.00	.00	105,000.00	105,000.00	105,000.00
11 -4170-529100- DATA PROCESSING SUPPLIES	2,500.00	.00	4,000.00	4,000.00	4,000.00
11 -4170-529200- DATA PROCESSING-SOFTWARE	.00	.00	.00	.00	.00
11 -4170-529900- MISCELLANEOUS SUPPLIES	400.00	.00	150.00	250.00	250.00
11 -4170-529908- BOARD MEMBER EXPENSE	.00	.00	.00	.00	.00
11 -4170-529911- MISCELLANEOUS-ELECTION W	.00	.00	.00	.00	.00
11 -4170-531100- TRAVEL	8,500.00	4,593.27	7,000.00	10,000.00	10,000.00
11 -4170-532000- COMMUNICATIONS	20,000.00	4,123.62	15,000.00	25,000.00	25,000.00
11 -4170-532000-05MNT COMMUN-MAINT GRANT	.00	.00	.00	.00	.00
11 -4170-533000- UTILITIES	.00	.00	.00	.00	.00
11 -4170-533100- ELECTRICITY	.00	.00	.00	.00	.00
11 -4170-535200- REPAIRS & MAINT-EQUIP	25,000.00	156.00	15,000.00	15,000.00	15,000.00
11 -4170-535201- MAINTENANCE CONTRACTS	42,600.00	38,200.66	45,000.00	50,000.00	50,000.00
11 -4170-536000- FREIGHT, EXPRESS, DELIVE	200.00	.00	200.00	200.00	200.00
11 -4170-537000- ADVERTISING	1,060.00	.00	.00	.00	.00
11 -4170-538000- DATA PROCESSING SERVICES	.00	.00	.00	.00	.00
11 -4170-538100- DATA PROC SVC-PROGRAMMIN	.00	.00	.00	.00	.00
11 -4170-539100- LEGAL ADVERTISING	3,700.00	-263.91	4,000.00	5,000.00	5,000.00
11 -4170-539500- TRAINING-EMPLOYEE EDUC E	3,200.00	1,984.00	4,000.00	6,500.00	6,500.00
11 -4170-539900- OTHER SERVICES	.00	.00	.00	.00	.00
11 -4170-539900-8HAVA OTHER SERVICES	.00	.00	.00	.00	.00
11 -4170-541200- RENT OF BUILDING	450.00	125.00	700.00	1,000.00	1,000.00



HAYWOOD COUNTY  
FY 2018-2019 GENERAL FUND PROPOSED BUDGET  
ADMIN. RECOMMENDATIONS

GENERAL	FY 2016-2017	FY 2017-2018	FY 2017-2018	FY 2018-2019	FY 2018-2019
	REVISED BUDG	YTD ACTUAL THRU 03/31	REVISED BUDG THRU 03/31	DEPARTMENT REQUEST	ADMIN RECOM
11 -4170-542000- RENTAL OF DP EQUIP	.00	.00	.00	.00	.00
11 -4170-542001- SITE LICENSES - DATA PRO	.00	.00	.00	.00	.00
11 -4170-543900- RENT OF EQUIPMENT	5,000.00	-1,315.40	4,000.00	5,000.00	5,000.00
11 -4170-545000- INSURANCE & BONDING	.00	.00	.00	.00	1,161.00
11 -4170-545300- FIDELITY INS	.00	.00	.00	.00	.00
11 -4170-549100- DUES & SUBSCRIPTIONS	500.00	290.00	500.00	500.00	500.00
11 -4170-551000- C/O-OFFICE FURN & EQUIP	.00	.00	.00	2,500.00	2,500.00
11 -4170-552000- C/O-DATA PROC EQUIP	.00	.00	.00	.00	.00
11 -4170-552000-06PWG C/O-DATA PROC EQUIP	.00	.00	.00	.00	.00
11 -4170-552100- C/O-DATA PROCESSING-SOFT	.00	.00	.00	.00	.00
11 -4170-555000- C/O-OTHER EQUIPMENT	.00	1,372.50	775,910.00	1,000,000.00	800,000.00
11 -4170-555000-8HAVA C/O-OTHER EQUIPMENT	.00	.00	.00	.00	.00
11 -4170-558000- C/O-BLDGS, STRUCTURES &	.00	.00	.00	.00	.00
<b>TOTAL ELECTIONS</b>	<b>535,779.00</b>	<b>261,179.87</b>	<b>1,383,539.00</b>	<b>1,660,743.00</b>	<b>1,460,878.00</b>

HAYWOOD COUNTY  
FY 2018-2019 GENERAL FUND PROPOSED BUDGET  
ADMIN. RECOMMENDATIONS

GENERAL	FY 2016-2017 REVISED BUDG	FY 2017-2018 YTD ACTUAL THRU 03/31	FY 2017-2018 REVISED BUDG THRU 03/31	FY 2018-2019 DEPARTMENT REQUEST	FY 2018-2019 ADMIN RECOM
REGISTER OF DEEDS					
11 -4180-512100- SALARIES & WAGES-REGULAR	169,098.00	142,127.54	182,745.00	194,356.00	194,356.00
11 -4180-512200- SALARIES & WAGES-OVERTIM	.00	.00	.00	.00	.00
11 -4180-512600- SALARIES & WAGES-TEMP &	.00	.00	.00	.00	.00
11 -4180-512700- SALARIES & WAGES-LONGEVI	4,225.00	2,874.19	3,832.00	4,514.00	4,514.00
11 -4180-518100- SOCIAL SECURITY CONTRIB	13,259.00	10,891.44	14,273.00	15,214.00	15,214.00
11 -4180-518200- RETIREMENT CONTRIB	12,566.00	10,894.78	14,229.00	15,552.00	15,552.00
11 -4180-518201- SUPPLEMENTAL PENSION FUN	9,650.00	4,359.30	7,029.00	7,500.00	7,500.00
11 -4180-518202- ST 401(K) SUPP RET INC P	.00	.00	.00	.00	.00
11 -4180-518204- CO CONTRIB-401(K) SUPP R	3,466.00	2,878.19	3,627.00	3,977.00	3,977.00
11 -4180-518300- HOSPITALIZATION INS CONT	44,284.00	40,320.00	48,375.00	60,000.00	60,000.00
11 -4180-518500- UNEMPLOYMENT COMP CONTRI	.00	.00	.00	.00	.00
11 -4180-518600- WORKERS' COMP CONTRIB	331.00	356.00	356.00	777.00	388.00
11 -4180-518900- OTHER FRINGE BENEFITS-LI	211.00	150.40	203.00	255.00	255.00
11 -4180-519100- PROF SERV.-ACCTG	.00	.00	.00	.00	.00
11 -4180-519200- PROF SERVICES-LEGAL	.00	.00	.00	.00	.00
11 -4180-519900- PROF SERVICES-OTHER	.00	.00	.00	18,450.00	19,450.00
11 -4180-526000- OFFICE SUPPLIES & MATERI	10,010.00	4,462.83	7,650.00	10,000.00	10,000.00
11 -4180-526900- NON-EXPENDABLE OFFICE SU	500.00	445.51	500.00	500.00	1,380.00
11 -4180-529200- DATA PROCESSING-SOFTWARE	.00	.00	.00	.00	.00
11 -4180-529900- MISCELLANEOUS SUPPLIES	.00	69.14	.00	.00	.00
11 -4180-531100- TRAVEL	1,600.00	1,092.89	1,525.00	2,900.00	2,000.00
11 -4180-532000- COMMUNICATIONS	2,000.00	1,202.36	1,800.00	2,000.00	2,000.00
11 -4180-535000- REPAIRS & MAINT-BOOKS	17,743.00	9,385.00	9,396.00	28,255.00	28,255.00
11 -4180-535200- REPAIRS & MAINT-EQUIP	.00	.00	.00	.00	.00
11 -4180-539500- TRAINING-EMPLOYEE EDUC E	1,199.00	815.00	825.00	900.00	900.00
11 -4180-539900- OTHER SERVICES	.00	.00	.00	.00	.00
11 -4180-542000- RENTAL OF DP EQUIP	.00	.00	.00	.00	.00
11 -4180-543900- RENT OF EQUIPMENT	88,544.00	64,295.07	88,848.00	88,848.00	88,848.00
11 -4180-545000- INSURANCE & BONDING	.00	.00	.00	.00	1,161.00
11 -4180-545300- FIDELITY INS	126.00	50.00	126.00	126.00	126.00
11 -4180-549100- DUES & SUBSCRIPTIONS	440.00	415.00	440.00	440.00	440.00
11 -4180-549300- DEPOSIT OVER/UNDER	1.00	.00	.00	.00	.00
11 -4180-549902- MISC CHARGES-CHILDREN'S	2,950.00	1,770.00	3,165.00	3,165.00	3,165.00
11 -4180-549903- MISC CHARGES-EXCISE TAX	404,700.00	266,310.00	343,000.00	376,000.00	441,000.00
11 -4180-549904- MISC CHARGES-DOMESTIC VI	17,850.00	10,620.00	19,000.00	19,000.00	19,000.00
11 -4180-549952-FMAP MISC CHARGES-FLOOD P	.00	.00	.00	.00	.00
11 -4180-549953-DCR MISC CHRGS-DEP/CULTUR	.00	.00	.00	.00	.00
11 -4180-549954-DST NC RECRDING FEE STATE	56,700.00	36,108.80	52,000.00	52,000.00	52,000.00
11 -4180-549954-SGF MISC CHRGS-STATE GEN	.00	.00	.00	.00	.00
11 -4180-551000- C/O-OFFICE FURN & EQUIP	12,240.00	.00	.00	8,800.00	7,165.00
11 -4180-552000- C/O-DATA PROC EQUIP	.00	.00	.00	.00	.00
11 -4180-552100- C/O-DATA PROCESSING-SOFT	.00	.00	.00	.00	.00
11 -4180-556000- C/O-BOOKS	.00	.00	.00	.00	.00

05/03/2018  
13:30:46

HAYWOOD COUNTY  
FY 2018-2019 GENERAL FUND PROPOSED BUDGET  
ADMIN. RECOMMENDATIONS

GENERAL	FY 2016-2017 REVISED BUDG	FY 2017-2018 YTD ACTUAL THRU 03/31	FY 2017-2018 REVISED BUDG THRU 03/31	FY 2018-2019 DEPARTMENT REQUEST	FY 2018-2019 ADMIN RECOM
TOTAL REGISTER OF DEEDS	873,693.00	611,893.44	802,944.00	913,529.00	978,646.00

GENERAL	FY 2016-2017 REVISED BUDG	FY 2017-2018 YTD ACTUAL THRU 03/31	FY 2017-2018 REVISED BUDG THRU 03/31	FY 2018-2019 DEPARTMENT REQUEST	FY 2018-2019 ADMIN RECOM
<b>TECHNOLOGY &amp; COMMUNICATIONS</b>					
11 -4200-512100- SALARIES & WAGES-REGULAR	434,561.00	290,869.80	420,302.00	430,837.00	430,837.00
11 -4200-512200- SALARIES & WAGES-OVERTIM	.00	.00	.00	.00	.00
11 -4200-512205- ON CALL PAY - IT	.00	.00	.00	.00	.00
11 -4200-512600- SALARIES & WAGES-TEMP &	589.00	.00	.00	16,640.00	16,640.00
11 -4200-512700- SALARIES & WAGES-LONGEVI	4,328.00	3,590.64	4,900.00	5,416.00	5,416.00
11 -4200-513000- COST OF LIVING ADJUSTMEN	.00	.00	.00	.00	.00
11 -4200-515000- CLOTHING ALLOWANCE	2,000.00	2,202.06	2,000.00	3,000.00	3,000.00
11 -4200-518100- SOCIAL SECURITY CONTRIB	33,731.00	21,423.41	32,685.00	34,773.00	34,773.00
11 -4200-518200- RETIREMENT CONTRIB	31,819.00	22,159.34	32,426.00	34,080.00	34,080.00
11 -4200-518202- ST 401(K) SUPP RET INC P	.00	.00	.00	.00	.00
11 -4200-518204- CO CONTRIB-401(K) SUPP R	8,778.00	5,898.63	8,266.00	8,716.00	8,716.00
11 -4200-518300- HOSPITALIZATION INS CONT	99,549.00	65,408.00	96,750.00	108,000.00	108,000.00
11 -4200-518500- UNEMPLOYMENT COMP CONTRI	.00	.00	.00	.00	.00
11 -4200-518600- WORKERS' COMP CONTRIB	2,338.00	2,607.00	2,607.00	5,913.00	2,956.00
11 -4200-518900- OTHER FRINGE BENEFITS-LI	483.00	274.48	406.00	459.00	459.00
11 -4200-518910- IN HOUSE EQ MAINTENANCE	.00	.00	.00	.00	.00
11 -4200-519200- PROF SERVICES-LEGAL	.00	.00	.00	.00	.00
11 -4200-519900- PROFESSIONAL SERVICES-OT	81,666.00	4,093.29	24,980.00	68,850.00	18,850.00
11 -4200-521300- UNIFORMS	.00	.00	.00	.00	.00
11 -4200-522000- FOOD FOR MEETINGS	500.00	275.85	276.00	300.00	300.00
11 -4200-525000- VEHICLE SUPPLIES & MATER	.00	.00	.00	.00	.00
11 -4200-525002- FUEL/GAS/DIESEL	1,300.00	202.66	850.00	1,000.00	750.00
11 -4200-526000- OFFICE SUPPLIES & MATERI	1,500.00	364.20	1,000.00	1,000.00	1,000.00
11 -4200-526900- NON-EXPENDABLE OFFICE SU	2,759.00	.00	.00	.00	.00
11 -4200-529100- DATA PROCESSING SUPPLIES	94,745.00	35,725.03	49,954.00	52,100.00	52,100.00
11 -4200-529200- DATA PROCESSING-SOFTWARE	31,777.00	32,118.53	36,022.00	128,814.00	44,514.00
11 -4200-529900- MISCELLANEOUS SUPPLIES	1,875.00	892.68	1,875.00	1,500.00	1,500.00
11 -4200-531100- TRAVEL	7,312.00	5,178.49	8,000.00	11,000.00	11,000.00
11 -4200-532000- COMMUNICATIONS	63,372.00	31,338.73	70,872.00	73,238.00	73,238.00
11 -4200-532010- COMMUNIC.-EE CELL PHONE	.00	.00	.00	.00	.00
11 -4200-535200- REPAIRS & MAINT-EQUIP	8,000.00	10,976.45	18,000.00	10,000.00	10,000.00
11 -4200-535201- MAINTENANCE CONTRACTS	234,603.00	253,243.51	279,530.00	380,685.00	328,684.00
11 -4200-535300- REPAIRS & MAINT-VEHICLES	1,631.00	420.23	931.00	931.00	931.00
11 -4200-538000- DATA PROCESSING SERVICES	.00	.00	.00	.00	.00
11 -4200-539500- TRAINING-EMPLOYEE EDUC E	6,377.00	2,050.00	17,894.00	26,652.00	26,652.00
11 -4200-542000- RENTAL OF DP EQUIP	35,324.00	29,324.00	35,324.00	78,524.00	78,524.00
11 -4200-542001- SITE LICENSES - DATA PRO	29,751.00	175,946.65	176,500.00	176,500.00	176,500.00
11 -4200-543900- RENT OF EQUIPMENT	700.00	173.99	1,400.00	1,400.00	700.00
11 -4200-545000- INSURANCE & BONDING	.00	.00	.00	.00	1,787.00
11 -4200-545200- VEHICLE INS	1,800.00	2,264.00	2,400.00	3,000.00	3,000.00
11 -4200-549100- DUES & SUBSCRIPTIONS	1,780.00	236.27	1,174.00	500.00	1,174.00
11 -4200-551000- C/O-OFFICE FURN & EQUIP	2,347.00	.00	.00	.00	.00
11 -4200-552000- C/O-DATA PROC EQUIP	181,315.00	28,022.98	109,566.00	148,053.00	125,000.00

05/03/2018  
13:30:46

HAYWOOD COUNTY  
FY 2018-2019 GENERAL FUND PROPOSED BUDGET  
ADMIN. RECOMMENDATIONS

GENERAL	FY 2016-2017	FY 2017-2018	FY 2017-2018	FY 2018-2019	FY 2018-2019
	REVISED BUDG	YTD ACTUAL THRU 03/31	REVISED BUDG THRU 03/31	DEPARTMENT REQUEST	ADMIN RECOM
11 -4200-552100- C/O-DATA PROCESSING-SOFT	.00	.00	.00	.00	.00
11 -4200-555000- C/O-OTHER EQUIPMENT	.00	4,765.00	4,765.00	164,450.00	97,250.00
TOTAL TECHNOLOGY & COMMUNICATIONS	1,408,610.00	1,032,045.90	1,441,655.00	1,976,331.00	1,698,331.00

HAYWOOD COUNTY  
FY 2018-2019 GENERAL FUND PROPOSED BUDGET  
ADMIN. RECOMMENDATIONS

GENERAL	FY 2016-2017 REVISED BUDG	FY 2017-2018 YTD ACTUAL THRU 03/31	FY 2017-2018 REVISED BUDG THRU 03/31	FY 2018-2019 DEPARTMENT REQUEST	FY 2018-2019 ADMIN RECOM
-----					
CENTRAL GARAGE					
11 -4250-512100- SALARIES & WAGES-REGULAR	76,468.00	61,384.12	80,161.00	82,086.00	82,086.00
11 -4250-512100-42501 SALARIES & WAGES-RE	.00	.00	.00	.00	.00
11 -4250-512700- SALARIES & WAGES-LONGEVI	1,778.00	1,076.95	2,044.00	2,093.00	2,093.00
11 -4250-512700-42501 SALARIES & WAGES-LO	.00	.00	.00	.00	.00
11 -4250-515000- CLOTHING ALLOWANCE	.00	.00	350.00	350.00	350.00
11 -4250-518100- SOCIAL SECURITY CONTRIB	5,986.00	4,687.12	6,316.00	6,466.00	6,466.00
11 -4250-518100-42501 SOCIAL SECURITY CON	.00	.00	.00	.00	.00
11 -4250-518200- RETIREMENT CONTRIB	5,673.00	4,695.54	6,269.00	6,583.00	6,583.00
11 -4250-518200-42501 RETIREMENT CONTRIB	.00	.00	.00	.00	.00
11 -4250-518202- ST 401(K) SUPP RET INC P	.00	.00	.00	.00	.00
11 -4250-518204- CO CONTRIB-401(K) SUPP R	1,565.00	1,240.62	1,598.00	1,684.00	1,684.00
11 -4250-518204-42501 CO CONTRIB-401(K) S	.00	.00	.00	.00	.00
11 -4250-518300- HOSPITALIZATION INS CONT	22,142.00	16,128.00	21,500.00	24,000.00	24,000.00
11 -4250-518300-42501 HOSPITALIZATION INS	.00	.00	.00	.00	.00
11 -4250-518500- UNEMPLOYMENT COMP CONTRI	.00	.00	.00	.00	.00
11 -4250-518500-42501 UNEMPLOYMENT COMP C	.00	.00	.00	.00	.00
11 -4250-518600- WORKERS' COMP CONTRIB	1,581.00	1,648.00	1,648.00	3,472.00	1,736.00
11 -4250-518600-42501 WORKERS' COMP CONTR	.00	.00	.00	.00	.00
11 -4250-518900- OTHER FRINGE BENEFITS-LI	106.00	67.68	90.00	102.00	102.00
11 -4250-518900-42501 OTHER FRINGE BENEFI	.00	.00	.00	.00	.00
11 -4250-519900- PROF SERVICES-OTHER	.00	.00	.00	.00	.00
11 -4250-521100- JANITORIAL SUPPLIES	275.00	150.26	300.00	300.00	300.00
11 -4250-521300- UNIFORMS	2,200.00	1,405.60	2,300.00	2,340.00	2,340.00
11 -4250-525000- VEHICLE SUPPLIES & MATER	.00	.00	.00	.00	.00
11 -4250-525000-42501 VEHICLE SUPPLIES &	.00	.00	.00	.00	.00
11 -4250-525002- FUEL/GAS/DIESEL	1,750.00	892.18	1,445.00	1,600.00	1,600.00
11 -4250-526000- OFFICE SUPPLIES & MATERI	250.00	.00	.00	300.00	300.00
11 -4250-526900- NON-EXPENDABLE OFFICE SU	.00	.00	.00	.00	.00
11 -4250-526901- NON-EXPENDABLE DEPT. SUP	.00	.00	.00	.00	.00
11 -4250-529900- MISCELLANEOUS SUPPLIES	2,670.00	912.44	1,500.00	1,500.00	1,500.00
11 -4250-529906- MISCELLANEOUS SUPPLIES-T	17,150.00	5,004.63	10,000.00	10,000.00	10,000.00
11 -4250-531100- TRAVEL	1,700.00	.00	1,850.00	1,850.00	1,850.00
11 -4250-532000- COMMUNICATIONS	2,140.00	1,514.61	2,200.00	3,200.00	3,200.00
11 -4250-533000- UTILITIES	.00	.00	.00	.00	.00
11 -4250-535200- REPAIRS & MAINT-EQUIP	1,475.00	998.38	5,000.00	5,000.00	5,000.00
11 -4250-535300- REPAIRS & MAINT-VEHICLES	3,000.00	77.60	3,000.00	3,000.00	750.00
11 -4250-535300-42501 REPAIRS & MAINT-VEH	15,000.00	9,609.17	15,000.00	15,000.00	15,000.00
11 -4250-539100- LEGAL ADVERTISING	.00	.00	.00	.00	.00
11 -4250-539500- TRAINING-EMPLOYEE EDUC E	100.00	140.00	8,000.00	8,000.00	4,000.00
11 -4250-542001- SITE LICENSES - DATA PRO	1,500.00	1,500.00	3,000.00	3,000.00	3,000.00
11 -4250-543900- RENT OF EQUIPMENT	.00	.00	.00	.00	.00
11 -4250-545000- INSURANCE & BONDING	.00	.00	.00	.00	581.00
11 -4250-545200- VEHICLE INS	2,200.00	2,264.00	2,400.00	2,475.00	2,475.00

05/03/2018  
13:30:46

HAYWOOD COUNTY  
FY 2018-2019 GENERAL FUND PROPOSED BUDGET  
ADMIN. RECOMMENDATIONS

PAGE 24

GENERAL	FY 2016-2017 REVISED BUDG	FY 2017-2018 YTD ACTUAL THRU 03/31	FY 2017-2018 REVISED BUDG THRU 03/31	FY 2018-2019 DEPARTMENT REQUEST	FY 2018-2019 ADMIN RECOM
11 -4250-552100- C/O-DATA PROCESSING-SOFT	.00	.00	.00	.00	.00
11 -4250-554000- C/O-MOTOR VEHICLES	34,564.00	.00	.00	40,000.00	40,000.00
11 -4250-555000- C/O-OTHER EQUIPMENT	21,566.00	.00	.00	25,000.00	14,500.00
11 -4250-559000- C/O-OTHER STRUCTURES, IM	.00	.00	.00	.00	.00
11 -4250-595101- PURCHASES FOR GARAGE INV	150,000.00	92,977.96	135,000.00	135,000.00	135,000.00
11 -4250-595601- ISSUES FROM GARAGE INVEN	-145,000.00	-104,414.98	-130,000.00	-130,000.00	-130,000.00
TOTAL CENTRAL GARAGE	227,839.00	103,959.88	180,971.00	254,401.00	236,496.00

HAYWOOD COUNTY  
FY 2018-2019 GENERAL FUND PROPOSED BUDGET  
ADMIN. RECOMMENDATIONS

GENERAL	FY 2016-2017 REVISED BUDG	FY 2017-2018 YTD ACTUAL THRU 03/31	FY 2017-2018 REVISED BUDG THRU 03/31	FY 2018-2019 DEPARTMENT REQUEST	FY 2018-2019 ADMIN RECOM
-----					
FACILITIES & MAINTENANCE					
11 -4260-512100-42626 SAL & WAGES-REG-MNT	616,238.00	426,507.70	632,838.00	665,494.00	644,602.00
11 -4260-512200-42626 SAL & WAGES-OVERTIM	5,115.00	805.39	10,288.00	12,000.00	12,000.00
11 -4260-512205-42626 ON CALL PAY	5,000.00	2,600.00	5,000.00	5,000.00	5,000.00
11 -4260-512600-42626 SAL & WAGES-T&PT-MN	.00	2,408.03	8,231.00	8,000.00	8,000.00
11 -4260-512700-42626 SAL & WAGES-LONG-MN	10,089.00	7,405.82	10,087.00	11,220.00	11,220.00
11 -4260-515000-42626 CLOTHING ALLOWANCE	1,000.00	864.56	865.00	1,000.00	1,000.00
11 -4260-518100-42626 SOC SEC CONT-MTNC	48,344.00	31,023.67	51,191.00	53,758.00	51,159.00
11 -4260-518200-42626 RET CONT-MNTC	45,779.00	32,777.56	50,363.00	54,248.00	52,615.00
11 -4260-518202-42626 ST 401(K) SUPP RET	.00	.00	.00	.00	.00
11 -4260-518204-42626 CO-401K SUPP RET-MN	12,629.00	8,673.86	12,838.00	13,874.00	13,456.00
11 -4260-518300- HOSP INS CONT	.00	.00	.00	.00	.00
11 -4260-518300-42626 HOSP INS CONT-MNTC	220,827.00	156,781.23	225,750.00	288,000.00	276,000.00
11 -4260-518500-42626 UNEMP COMP CONT-MNT	.00	.00	.00	.00	.00
11 -4260-518600-42626 WORKERS' COMP CONT-	11,879.00	12,019.00	12,019.00	25,968.00	12,984.00
11 -4260-518900-42626 LIFE INS-MNTC	1,162.00	697.48	993.00	1,275.00	1,224.00
11 -4260-519205-15ASP PROF SERV. - ENGINE	2,950.00	.00	3,000.00	3,000.00	3,000.00
11 -4260-519205-42633 PROF SERVICES -OTHE	.00	.00	.00	.00	.00
11 -4260-519900- PROF SVC-OTHER	.00	.00	.00	.00	.00
11 -4260-519900-42604 PROF SERVICES-OLD D	.00	.00	.00	.00	.00
11 -4260-519900-42607 PROF SERVICES-OTHER	.00	.00	.00	.00	.00
11 -4260-519900-42632 PROF SERVICES-OTHER	.00	.00	.00	.00	.00
11 -4260-519900-54001 PROF SERVICES-OTHER	.00	.00	.00	.00	.00
11 -4260-519906-15ASP PROF SERVICES-ARCH	.00	.00	.00	.00	.00
11 -4260-519906-15EMS PROF SERVICES-ARCH	.00	.00	.00	.00	.00
11 -4260-519906-42605 PROF SERVICES-ARCH	.00	.00	16,120.00	.00	.00
11 -4260-519906-42607 PROF SERVICES-ARCH	20,000.00	.00	.00	.00	.00
11 -4260-519906-42632 PROF SERVICES-ARCH	27,000.00	.00	.00	.00	.00
11 -4260-519906-42636 PROF SERVICES-ARCH	.00	.00	.00	.00	.00
11 -4260-521100-42601 JAN SUPP-CH	10,290.00	6,901.65	10,300.00	10,800.00	10,800.00
11 -4260-521100-42602 JAN SUPP-A2	735.00	300.00	500.00	530.00	530.00
11 -4260-521100-42603 JAN SUPP-A3	.00	.00	.00	.00	.00
11 -4260-521100-42604 JAN SUPP-DSS	.00	.00	.00	.00	.00
11 -4260-521100-42605 JAN SUPP-WL	3,675.00	3,082.67	4,675.00	3,900.00	3,900.00
11 -4260-521100-42606 JAN SUPP-CANTON LIB	788.00	528.45	788.00	850.00	850.00
11 -4260-521100-42608 JAN SUPP-DA	.00	.00	.00	.00	.00
11 -4260-521100-42610 JAN SUPP-HEAL	.00	.00	.00	.00	.00
11 -4260-521100-42627 JAN SUPP-AGRI	2,310.00	2,076.58	2,810.00	2,450.00	2,450.00
11 -4260-521100-42630 JAN SUPPL DENTAL CL	.00	.00	.00	.00	.00
11 -4260-521100-42631 JANIT. SUPPL. - PARK	158.00	200.00	300.00	300.00	300.00
11 -4260-521100-42632 JANIT. SUPPLIES-JUS	12,500.00	8,429.82	14,000.00	13,100.00	13,100.00
11 -4260-521100-42633 JANITORIAL SUPPL-LE	5,500.00	1,380.50	6,000.00	7,350.00	7,350.00
11 -4260-521100-42634 JAN SUPP-MARC	1,550.00	1,008.42	1,600.00	1,650.00	1,650.00
11 -4260-521100-42636 JANITORIAL SUPPLIES	1,070.00	819.59	2,000.00	1,050.00	1,050.00



HAYWOOD COUNTY  
FY 2018-2019 GENERAL FUND PROPOSED BUDGET  
ADMIN. RECOMMENDATIONS

GENERAL	FY 2016-2017 REVISED BUDG	FY 2017-2018 YTD ACTUAL THRU 03/31	FY 2017-2018 REVISED BUDG THRU 03/31	FY 2018-2019 DEPARTMENT REQUEST	FY 2018-2019 ADMIN RECOM
11 -4260-521100-42638 JANITORIAL SUPPLIES	840.00	172.45	500.00	550.00	550.00
11 -4260-521100-42641 JANITORIAL SUPPLIES	11,575.00	8,902.44	12,575.00	12,150.00	12,150.00
11 -4260-521100-F0001 JANITORIAL SUPPLIES	.00	.00	.00	.00	.00
11 -4260-521100-M0001 JANIT. SUPPLIES-MAG	.00	.00	.00	.00	.00
11 -4260-521101-42601 JANITORIAL EQUIPMEN	.00	778.00	778.00	500.00	500.00
11 -4260-521101-42602 JANITORIAL EQUIPMEN	.00	.00	.00	.00	.00
11 -4260-521101-42604 JANITORIAL EQUIPMEN	.00	.00	.00	.00	.00
11 -4260-521101-42605 JANITORIAL EQUIPMEN	.00	389.00	389.00	500.00	500.00
11 -4260-521101-42606 JANIT. EQUIP.-CANTO	.00	389.00	500.00	.00	.00
11 -4260-521101-42610 JANIT. EQUIP.-HEALTH	.00	.00	.00	.00	.00
11 -4260-521101-42627 JAN EQUIP- AGIR CEN	.00	.00	.00	500.00	500.00
11 -4260-521101-42631 JANIT. EQUIP.-PARKI	500.00	389.00	389.00	.00	.00
11 -4260-521101-42632 JANITOR. EQUIP-JUST	.00	.00	.00	3,800.00	3,800.00
11 -4260-521101-42633 JANITORIAL EQUIP.-D	500.00	389.00	474.00	.00	.00
11 -4260-521101-42634 JANITORIAL EQUIPMEN	500.00	.00	.00	500.00	500.00
11 -4260-521101-42636 JANITORIAL EQUIPMEN	.00	18.44	500.00	400.00	400.00
11 -4260-521101-42638 JANITORIAL EQUIPMEN	500.00	.00	.00	500.00	500.00
11 -4260-521101-42641 JANITORIAL EQUIPMEN	.00	.00	3,500.00	6,000.00	6,000.00
11 -4260-521101-F0001 JANITORIAL EQUIP-PI	.00	.00	.00	.00	.00
11 -4260-521101-M0001 JANITORIAL EQUIP-MA	.00	.00	.00	.00	.00
11 -4260-521300-42626 UNIFORMS - MAINTENA	11,620.00	8,176.90	10,000.00	12,000.00	12,000.00
11 -4260-524000-42626 TOOLS & EQUIP-MNTC	9,500.00	2,537.47	6,135.00	9,000.00	7,000.00
11 -4260-525000-42626 VEH SUPP & MAT-MNTC	500.00	23.49	200.00	200.00	200.00
11 -4260-525002-42626 FUEL/GAS/DIESEL	14,000.00	10,461.39	12,325.00	15,500.00	15,000.00
11 -4260-526000-42601 OFC SUPP & MAT-CH	.00	.00	.00	.00	.00
11 -4260-526000-42602 OFC SUPP & MAT-A2	.00	.00	.00	.00	.00
11 -4260-526000-42604 OFC SUPP & MAT-DSS	.00	.00	.00	.00	.00
11 -4260-526000-42626 OFC SUPP & MAT-MNTC	1,000.00	206.08	750.00	750.00	750.00
11 -4260-526000-42638 OFFICE SUPPLIES & M	.00	.00	.00	.00	.00
11 -4260-526900-42601 NON-EXPENDABLE OFFI	.00	.00	.00	.00	.00
11 -4260-526900-42626 NON-EXPENDABLE OFFI	.00	985.63	1,021.00	500.00	500.00
11 -4260-529100-42602 DP SUPP-A2	.00	.00	.00	.00	.00
11 -4260-529100-42626 DATA PROC SUPPL.MAI	15,000.00	6,187.50	6,200.00	8,250.00	8,250.00
11 -4260-529900-42602 MISC SUPP-A2	.00	.00	.00	.00	.00
11 -4260-529900-42626 MISC SUPP-MNTC	400.00	24.55	400.00	400.00	400.00
11 -4260-529900-42632 MISC DEPT'L SUPPL-J	.00	.00	.00	.00	.00
11 -4260-529900-42640 MISC DEPT'L SUPPLIE	9,800.00	5,214.64	9,000.00	9,000.00	9,000.00
11 -4260-531100-42626 TRAVEL-MNTC	2,000.00	.00	750.00	750.00	750.00
11 -4260-532000-42601 COMMUNICATIONS-CH	.00	.00	.00	.00	.00
11 -4260-532000-42602 COMMUNICATIONS-A2	.00	.00	.00	.00	.00
11 -4260-532000-42603 COMMUNICATIONS-A3	.00	.00	.00	.00	.00
11 -4260-532000-42604 COMMUNICATIONS-DSS	.00	.00	.00	.00	.00
11 -4260-532000-42610 COMMUNICATIONS-HEAL	.00	.00	.00	.00	.00
11 -4260-532000-42614 COMMUNICATIONS-EMS	.00	.00	.00	.00	.00
11 -4260-532000-42616 COMMUNICATIONS-AS	.00	.00	.00	.00	.00
11 -4260-532000-42626 COMMUNICATIONS-MNTC	12,920.00	7,006.67	9,000.00	9,600.00	9,600.00

## FY 2018-2019 GENERAL FUND PROPOSED BUDGET

## ADMIN. RECOMMENDATIONS

GENERAL	FY 2016-2017 REVISED BUDG	FY 2017-2018 YTD ACTUAL THRU 03/31	FY 2017-2018 REVISED BUDG THRU 03/31	FY 2018-2019 DEPARTMENT REQUEST	FY 2018-2019 ADMIN RECOM
11 -4260-532000-42627 COMMUNICATIONS-AGRI	.00	.00	.00	.00	.00
11 -4260-532000-42631 COMMUNICATIONS-PARK	.00	.00	.00	.00	.00
11 -4260-532000-42632 COMMUNICATIONS-JUST	1,200.00	908.36	1,000.00	1,200.00	.00
11 -4260-532000-42633 COMMUNICATIONS-LAW	.00	.00	.00	.00	.00
11 -4260-532000-42634 COMMUNICATIONS-MARC	.00	.00	.00	.00	.00
11 -4260-532000-42638 COMMUNICATIONS	.00	.00	.00	.00	.00
11 -4260-532000-42641 COMMUNICATIONS	.00	.00	.00	.00	.00
11 -4260-532010-42626 COMMUNIC.-EE CELL P	2,060.00	1,020.00	2,000.00	2,000.00	2,000.00
11 -4260-533000-42601 UTILITIES-CH	85,000.00	55,494.94	75,000.00	85,000.00	85,000.00
11 -4260-533000-42602 UTILITIES-A2	15,000.00	10,818.02	11,100.00	16,000.00	16,000.00
11 -4260-533000-42604 UTILITIES-DSS	39,765.00	27,610.07	38,000.00	43,500.00	43,500.00
11 -4260-533000-42610 UTILITIES-HEAL	9,825.00	.00	.00	.00	.00
11 -4260-533000-42612 UTILITIES-ECON	.00	.00	.00	.00	.00
11 -4260-533000-42613 UTILITIES-GAR	8,023.00	6,503.01	10,200.00	10,000.00	10,000.00
11 -4260-533000-42614 UTILITIES-EMSH	9,721.00	11,039.59	16,700.00	13,200.00	13,200.00
11 -4260-533000-42615 UTILITIES-EMSC	.00	.00	.00	.00	.00
11 -4260-533000-42616 UTILITIES-AS-WAYNES	9,380.00	7,352.55	12,000.00	9,000.00	9,000.00
11 -4260-533000-42617 UTILITIES-EHIP	6,898.00	2,906.22	5,000.00	5,500.00	5,500.00
11 -4260-533000-42618 UTILITIES-HEMLOCK -	4,140.00	.00	.00	.00	.00
11 -4260-533000-42619 UTILITIES-SATJ	12,195.00	7,356.95	10,000.00	10,550.00	10,550.00
11 -4260-533000-42621 UTILITIES-STOR	.00	.00	.00	.00	.00
11 -4260-533000-42622 UTILITIES-SOLW	.00	.00	.00	.00	.00
11 -4260-533000-42623 UTILITIES-PREC	471.00	238.39	1,500.00	1,500.00	1,500.00
11 -4260-533000-42624 UTILITIES-REP	3,858.00	1,982.80	3,300.00	3,600.00	3,600.00
11 -4260-533000-42625 UTILITIES-YSHE	.00	.00	.00	.00	.00
11 -4260-533000-42626 UTILITIES-MNTC	3,000.00	909.68	2,000.00	2,200.00	2,200.00
11 -4260-533000-42627 UTILITIES-AGRI	18,285.00	13,150.48	17,500.00	18,500.00	18,500.00
11 -4260-533000-42630 UTILITIES DENTAL CL	.00	.00	.00	.00	.00
11 -4260-533000-42631 UTILITIES-PARKING D	11,195.00	4,908.85	10,000.00	10,000.00	10,000.00
11 -4260-533000-42632 UTILITIES-JUSTICE C	46,235.00	24,272.22	46,800.00	50,000.00	50,000.00
11 -4260-533000-42633 UTILITIES-LAW ENF/D	127,025.00	78,376.77	117,000.00	127,000.00	127,000.00
11 -4260-533000-42634 UTILITIES-MARC	17,040.00	11,605.34	17,000.00	17,200.00	17,200.00
11 -4260-533000-42635 UTILITIES-PLAZA TAX	.00	.00	.00	.00	.00
11 -4260-533000-42636 UTILITIES-BARGAINS	15,303.00	6,125.41	12,000.00	12,500.00	12,500.00
11 -4260-533000-42638 UTILITIES-WELLNESS	3,060.00	2,403.41	3,000.00	3,500.00	3,500.00
11 -4260-533000-42639 UTILITIES-CANTON EM	.00	.00	.00	.00	.00
11 -4260-533000-42641 UTILITIES-PARAGON P	104,633.00	72,161.71	105,000.00	115,500.00	115,500.00
11 -4260-533000-42646 UTILITIES-AS-CLYDE	.00	.00	.00	45,000.00	45,000.00
11 -4260-533000-42647 UTILITIES-ARMORY-CL	.00	.00	.00	25,000.00	25,000.00
11 -4260-533000-42648 UTILITIES.BROOKSIDE	.00	.00	.00	170.00	170.00
11 -4260-533000-42649 UTILITIES.MAX THOMP	.00	.00	.00	225.00	225.00
11 -4260-535100- R&M-BLDG	8,050.00	.00	39,314.00	21,000.00	21,000.00
11 -4260-535100-42601 R&M-BLDG-CH	36,850.00	15,072.68	48,000.00	49,500.00	45,000.00
11 -4260-535100-42602 R&M-BLDG-A2	1,985.00	110.16	1,900.00	10,000.00	4,000.00
11 -4260-535100-42603 R&M-BLDG-A3	.00	.00	.00	.00	.00
11 -4260-535100-42604 R&M-BLDG-DSS	17,285.00	13,100.34	19,000.00	12,000.00	12,000.00

HAYWOOD COUNTY  
FY 2018-2019 GENERAL FUND PROPOSED BUDGET  
ADMIN. RECOMMENDATIONS

GENERAL	FY 2016-2017 REVISED BUDG	FY 2017-2018 YTD ACTUAL THRU 03/31	FY 2017-2018 REVISED BUDG THRU 03/31	FY 2018-2019 DEPARTMENT REQUEST	FY 2018-2019 ADMIN RECOM
11 -4260-535100-42605 R&M-BLDG-WLIB	30,135.00	6,975.21	17,000.00	11,000.00	11,000.00
11 -4260-535100-42606 R&M-BLDG-CLIB	9,000.00	1,748.47	9,000.00	4,600.00	4,600.00
11 -4260-535100-42607 R&M-BLDG-CH ANNEX I	7,580.00	1,687.02	7,500.00	7,500.00	7,500.00
11 -4260-535100-42608 R&M-BLDG-DA	.00	.00	.00	.00	.00
11 -4260-535100-42610 R&M-BLDG-HEAL	11,113.00	1,015.24	2,704.00	.00	.00
11 -4260-535100-42611 R&M-BLDG-JAIL	.00	.00	.00	.00	.00
11 -4260-535100-42612 R&M-BLDG-ECON	.00	.00	.00	.00	.00
11 -4260-535100-42613 R&M-BLDG-GAR	1,641.00	92.10	3,500.00	3,500.00	3,500.00
11 -4260-535100-42614 R&M-BLDG-EMSH	4,795.00	2,580.69	3,700.00	4,000.00	4,000.00
11 -4260-535100-42615 R&M-BLDG-EMSC	.00	.00	.00	.00	.00
11 -4260-535100-42616 R&M-BLDG-AS-WAYNESV	5,325.00	1,728.00	3,000.00	3,000.00	3,000.00
11 -4260-535100-42617 R&M EAST HAYWOOD IN	13,375.00	10,094.32	13,375.00	5,800.00	5,800.00
11 -4260-535100-42618 R&M-HEMLOCK-FORMER	4,019.00	1,834.90	6,900.00	6,900.00	6,900.00
11 -4260-535100-42619 R&M-BLDG-SATJ	7,000.00	893.81	6,000.00	6,000.00	6,000.00
11 -4260-535100-42621 R&M-BLDG-STOR	.00	.00	.00	.00	.00
11 -4260-535100-42622 R&M-BLDG-SOLW	.00	70.00	1,000.00	1,000.00	1,000.00
11 -4260-535100-42623 R&M-BLDG-PREC	225.00	765.27	1,225.00	1,225.00	1,225.00
11 -4260-535100-42624 R&M-BLDG-REP	3,075.00	1,515.05	4,000.00	4,000.00	4,000.00
11 -4260-535100-42625 R&M-BLDG-YSHE	.00	.00	.00	.00	.00
11 -4260-535100-42626 R&M-BLDG-MNTC	6,885.00	2,800.42	6,000.00	6,000.00	6,000.00
11 -4260-535100-42627 R&M-BLDG-AGRI	15,000.00	3,656.48	25,000.00	22,000.00	22,000.00
11 -4260-535100-42628 R&M-FAIR GROUNDS BL	10,000.00	4,352.05	10,000.00	10,000.00	10,000.00
11 -4260-535100-42630 R&M-DENTAL CLINIC	.00	.00	.00	.00	.00
11 -4260-535100-42631 R&M-PARKING DECK	29,972.00	9,868.74	11,000.00	15,000.00	12,000.00
11 -4260-535100-42632 R&M-JUSTICE CENTER	61,250.00	31,592.97	89,250.00	89,000.00	70,000.00
11 -4260-535100-42633 R&M-LEC BLDG DETENT	57,000.00	35,667.65	62,000.00	75,000.00	62,000.00
11 -4260-535100-42634 R&M-BLDG-MARC	3,620.00	5,099.86	7,600.00	6,000.00	6,000.00
11 -4260-535100-42636 R&M-OLD BARGAINS BL	3,390.00	1,166.10	4,500.00	4,500.00	4,500.00
11 -4260-535100-42638 R&M WELLNESS CENTER	1,900.00	1,512.71	2,000.00	2,000.00	2,000.00
11 -4260-535100-42639 R&M-EMERG MGT CANTO	.00	.00	1,000.00	1,000.00	1,000.00
11 -4260-535100-42641 R&M-PARAGON PKWY	45,859.00	14,348.85	32,000.00	32,000.00	32,000.00
11 -4260-535100-42642 R&M-BEAVERDAM IND P	.00	.00	.00	.00	.00
11 -4260-535100-42643 R&M-PARKS&REC	1,225.00	7,648.29	15,500.00	25,600.00	10,600.00
11 -4260-535100-42645 R&M-PIGEON COMM CNT	3,000.00	.00	1,000.00	.00	.00
11 -4260-535100-42646 R&M-AS-CLYDE	.00	.00	.00	5,000.00	5,000.00
11 -4260-535100-42647 R&M-ARMORY-CLYDE	.00	.00	.00	7,500.00	5,500.00
11 -4260-535100-F0001 R&M-FINES CRK LIB.	1,000.00	4,022.07	4,880.00	4,000.00	4,000.00
11 -4260-535100-M0001 R&M-MV LIB	840.00	37.98	500.00	500.00	500.00
11 -4260-535101-42604 R& M-2014 WATER DAM	.00	.00	.00	.00	.00
11 -4260-535101-42610 R& M-2014 WATER DAM	.00	.00	.00	.00	.00
11 -4260-535101-42628 R& M-2014 WATER DAM	.00	.00	.00	.00	.00
11 -4260-535102-42626 REP & MAINT- ICE ME	3,900.00	.00	6,000.00	6,000.00	6,000.00
11 -4260-535103-42626 REP.& MAINT- LANDSC	7,000.00	.00	6,000.00	6,000.00	6,000.00
11 -4260-535105-42641 R&M PARKING LOT-PAR	23,650.00	5,750.00	26,000.00	26,000.00	26,000.00
11 -4260-535107-42632 REP. & MAINT-JUSTICE	.00	.00	.00	.00	.00
11 -4260-535200-42601 R&M-EQUIP-CH	.00	.00	.00	.00	.00

HAYWOOD COUNTY  
FY 2018-2019 GENERAL FUND PROPOSED BUDGET  
ADMIN. RECOMMENDATIONS

GENERAL	FY 2016-2017 REVISED BUDG	FY 2017-2018 YTD ACTUAL THRU 03/31	FY 2017-2018 REVISED BUDG THRU 03/31	FY 2018-2019 DEPARTMENT REQUEST	FY 2018-2019 ADMIN RECOM
11 -4260-535200-42602 R&M-EQUIP-A2	.00	.00	.00	.00	.00
11 -4260-535200-42607 R&M-EQUIP-CH ANNEX	.00	.00	.00	.00	.00
11 -4260-535200-42614 R&M-EQUIP-EMSH	.00	.00	.00	.00	.00
11 -4260-535200-42619 R&M-EQUIP-SATJ	.00	.00	.00	.00	.00
11 -4260-535200-42626 R&M-EQUIP-MNTC	4,000.00	3,028.27	4,000.00	4,000.00	4,000.00
11 -4260-535200-42635 REPAIRS & MAINT-EQU	.00	.00	.00	.00	.00
11 -4260-535201- MAINTENANCE CONTRACTS	.00	.00	.00	.00	.00
11 -4260-535300-42626 R&M-VEHICLES-MNTC	9,500.00	4,150.50	7,000.00	7,500.00	7,500.00
11 -4260-539400-42601 CLEANING SVC-CH	52,940.00	38,774.97	58,000.00	60,000.00	60,000.00
11 -4260-539400-42602 CLEANING SVC-A2	.00	.00	.00	.00	.00
11 -4260-539400-42603 CLEANING SVC-A3	.00	.00	.00	.00	.00
11 -4260-539400-42604 CLEANING SVC-DSS	.00	.00	.00	.00	.00
11 -4260-539400-42605 CLEANING SVC-WLIB	.00	.00	.00	.00	.00
11 -4260-539400-42606 CLEANING SVC-CLIB	.00	.00	.00	.00	.00
11 -4260-539400-42610 CLEANING SVC-HEAL	.00	.00	.00	.00	.00
11 -4260-539400-42612 CLEANING SVC-ECON	.00	.00	.00	.00	.00
11 -4260-539400-42627 CLEANING SVC-AGRI	.00	.00	.00	.00	.00
11 -4260-539400-42630 CLEANING - DENTAL C	.00	.00	.00	.00	.00
11 -4260-539400-42631 CLEANING SERV - PAR	.00	.00	.00	.00	.00
11 -4260-539400-42633 CLEANING SERV.-LAW	21,160.00	12,936.15	25,000.00	25,000.00	22,000.00
11 -4260-539400-42634 CLEANING SERV-MARC	.00	.00	.00	.00	.00
11 -4260-539400-42638 CLEANING SERVICES	8,400.00	6,300.00	8,400.00	8,400.00	8,400.00
11 -4260-539400-42641 CLEANING SERVICES	.00	.00	.00	.00	.00
11 -4260-539500-42626 TRNG-EMP ED-MNTC	5,000.00	797.50	4,000.00	6,000.00	6,000.00
11 -4260-539920-42601 OTHER SERVICES-RELO	.00	.00	.00	.00	.00
11 -4260-543900-42601 RENT OF EQUIP-CH	.00	.00	.00	.00	.00
11 -4260-543900-42602 RENT OF EQUIP-A2	.00	.00	.00	.00	.00
11 -4260-543900-42622 RENT OF EQUIP-SOLW	.00	.00	.00	.00	.00
11 -4260-543900-42626 RENT OF EQUIP-MNTC	2,000.00	.00	2,000.00	2,000.00	2,000.00
11 -4260-543900-42631 RENT OF EQUIP.-PARK	.00	.00	.00	.00	.00
11 -4260-543900-42632 RENT OF EQUIP.-JUST	.00	.00	.00	.00	.00
11 -4260-545000- INS & BONDING	.00	.00	.00	.00	6,391.00
11 -4260-545100- PROP & GEN LIAB	.00	.00	.00	.00	189,000.00
11 -4260-545200-42626 VEH INS-MTNC	11,554.00	10,898.00	11,554.00	16,500.00	16,500.00
11 -4260-549100-42626 DUES & SUBSCRIPTION	1,500.00	265.00	1,000.00	1,000.00	1,000.00
11 -4260-551000-42601 C/O-OFC FURN & EQP-	.00	.00	.00	.00	.00
11 -4260-551000-42626 C/O-OFFICE FURN & E	5,000.00	.00	.00	1,000.00	1,000.00
11 -4260-552000-42602 C/O-DP EQP-A2	.00	.00	.00	.00	.00
11 -4260-552100-42602 C/O-DP SOFTWARE-A2	.00	.00	.00	.00	.00
11 -4260-554000-42626 C/O-MOTOR VEHICLES	78,942.00	.00	.00	.00	.00
11 -4260-555000- C/O-OTHER EQP	9,500.00	.00	7,500.00	8,850.00	8,850.00
11 -4260-555000-42601 C/O-OTHR EQUIP. CH	.00	2,679.29	10,000.00	10,000.00	10,000.00
11 -4260-555000-42602 C/O-OTHER EQP-A2	.00	.00	.00	.00	.00
11 -4260-555000-42603 C/O-OTHER EQP.ANNEX	.00	.00	.00	.00	.00
11 -4260-555000-42604 C/O-OTHER EQP-DSS	.00	.00	.00	.00	.00
11 -4260-555000-42605 C/O-OTHER EQP.-WAYN	11,850.00	.00	.00	.00	.00

HAYWOOD COUNTY  
FY 2018-2019 GENERAL FUND PROPOSED BUDGET  
ADMIN. RECOMMENDATIONS

GENERAL	FY 2016-2017 REVISED BUDG	FY 2017-2018 YTD ACTUAL THRU 03/31	FY 2017-2018 REVISED BUDG THRU 03/31	FY 2018-2019 DEPARTMENT REQUEST	FY 2018-2019 ADMIN RECOM
11 -4260-555000-42606 C/O-OTHER EQUIP. CA	.00	.00	32,000.00	10,000.00	10,000.00
11 -4260-555000-42607 C/O-OTHER EQUIPMENT	.00	14,000.00	28,000.00	14,000.00	14,000.00
11 -4260-555000-42608 C/O-OTHER EQP-DA	.00	.00	.00	.00	.00
11 -4260-555000-42610 C/O-OTHR EQUIP.HEAL	.00	.00	.00	.00	.00
11 -4260-555000-42613 C/O-OTHER EQP-GARAG	15,069.00	.00	.00	.00	.00
11 -4260-555000-42616 C/O-OTHR EQUIP.ANIM	9,750.00	.00	.00	.00	.00
11 -4260-555000-42619 C/O-OTHR EQUIP.SAT	.00	.00	16,000.00	8,000.00	8,000.00
11 -4260-555000-42621 C/O-OTHR EQUIP-STOR	.00	.00	.00	.00	.00
11 -4260-555000-42624 C/O-OTHER EQUI.-REP	.00	.00	.00	.00	.00
11 -4260-555000-42625 C/O-OTHR EQUIP.YOUT	.00	.00	.00	.00	.00
11 -4260-555000-42626 C/O-OTHER EQP-MNFC	8,000.00	10,848.00	16,000.00	12,400.00	2,400.00
11 -4260-555000-42627 C/O-OTHER EQP-AGRI	9,900.00	12,882.50	13,000.00	6,000.00	6,000.00
11 -4260-555000-42631 C/O-OTHR EQUIP.PRKI	.00	.00	.00	.00	.00
11 -4260-555000-42632 C/O-OTHER EQUIP.JUS	22,000.00	5,728.45	8,720.00	5,000.00	5,000.00
11 -4260-555000-42633 C/O-OTHR EQUIP.LEC	.00	.00	68,200.00	68,000.00	98,000.00
11 -4260-555000-42634 C/O-OTHER EQUIP-MAR	.00	9,561.09	9,562.00	4,000.00	4,000.00
11 -4260-555000-42636 C/O-OTHER EQP-ELMWO	.00	.00	.00	15,000.00	.00
11 -4260-555000-42638 C/O-OTHER EQP-WELLN	.00	.00	.00	.00	.00
11 -4260-555000-42641 C/O-OTHER EQUIP-PAR	18,190.00	.00	9,700.00	26,000.00	26,000.00
11 -4260-555000-M0001 C/O-OTHER EQUIPMENT	.00	.00	.00	.00	.00
11 -4260-555701-42641 C/O LAND IMPROVEMEN	.00	30,273.95	30,275.00	.00	.00
11 -4260-555701-42643 C/O LAND IMPROV-GRE	.00	.00	.00	.00	.00
11 -4260-558000- C/O-BLDGS, STR & IMP	2,497.00	.00	.00	.00	.00
11 -4260-558000-42601 C/O-BLDGS-COURTHOUS	37,290.00	.00	.00	8,000.00	8,000.00
11 -4260-558000-42602 C/O-BLDGS, -A2	.00	.00	.00	50,000.00	.00
11 -4260-558000-42603 C/O-BLDGS, ANNEX II	.00	.00	.00	.00	.00
11 -4260-558000-42604 C/O-BLDGS, -DSS	.00	.00	.00	.00	.00
11 -4260-558000-42605 C/O-BLDGS, -WLIB	.00	.00	.00	.00	.00
11 -4260-558000-42606 C/O BLDG - CAN LIB	.00	.00	.00	25,000.00	22,500.00
11 -4260-558000-42607 C/O-BLDGS, ANNEX I	.00	.00	.00	.00	.00
11 -4260-558000-42610 C/O-BLDGS, HEALTH	.00	.00	.00	.00	.00
11 -4260-558000-42613 C/O BLDG - GARAGE	11,400.00	.00	.00	25,000.00	10,000.00
11 -4260-558000-42614 C/O BLDG - WAY EMS	.00	.00	.00	.00	.00
11 -4260-558000-42615 C/O BLDG - CAN EMS	.00	.00	.00	.00	.00
11 -4260-558000-42616 C/O BLDG - ANIMAL	.00	.00	.00	.00	.00
11 -4260-558000-42619 C/O-BLDGS.-SAT JAIL	.00	7,950.00	7,950.00	.00	.00
11 -4260-558000-42622 C/O-BLDGS, SOLID WA	.00	.00	.00	.00	.00
11 -4260-558000-42627 C/O-BLDGS, -AG CENT	6,300.00	.00	.00	44,000.00	.00
11 -4260-558000-42628 C/O-BLDGS,- FAIRGRO	15,000.00	7,972.94	15,000.00	87,000.00	47,000.00
11 -4260-558000-42630 C/O-BLDGS, DENTAL C	.00	.00	.00	2,500.00	2,500.00
11 -4260-558000-42631 C/O-BLDGS, PARKING	1,028.00	4,500.00	4,500.00	.00	.00
11 -4260-558000-42632 C/O-BLDGS, JUSTICE	28,750.00	.00	.00	.00	.00
11 -4260-558000-42633 C/O-BLDGS- LEC	8,700.00	114,190.25	191,300.00	61,000.00	36,000.00
11 -4260-558000-42634 C/O-BLDGS,MARC DELL	.00	.00	.00	17,000.00	17,000.00
11 -4260-558000-42636 C/O-BLDGS-ELMWOOD W	.00	.00	.00	.00	.00
11 -4260-558000-42638 C/O-BLDGS, STRUCTUR	.00	3,400.00	21,398.00	.00	.00

05/03/2018  
13:30:46

HAYWOOD COUNTY  
FY 2018-2019 GENERAL FUND PROPOSED BUDGET  
ADMIN. RECOMMENDATIONS

PAGE 31

GENERAL	FY 2016-2017 REVISED BUDG	FY 2017-2018 YTD ACTUAL THRU 03/31	FY 2017-2018 REVISED BUDG THRU 03/31	FY 2018-2019 DEPARTMENT REQUEST	FY 2018-2019 ADMIN RECOM
11 -4260-558000-42641 C/O-BLDGS, PARAGON P	13,032.00	4,254.50	11,800.00	123,000.00	2,000.00
11 -4260-558000-42644 C/O-BLDGS-FINES CRE	.00	.00	6,950.00	.00	.00
11 -4260-558000-F0001 C/O-BLDGS-FINES CRE	.00	.00	.00	.00	.00
11 -4260-558002-42627 C/O-OTHER BUILD. CO	6,000.00	.00	.00	.00	.00
11 -4260-558002-42633 C/O - OTHER BUILDIN	.00	.00	.00	.00	.00
11 -4260-558002-42641 C/O - OTHER BUILDIN	.00	.00	.00	.00	.00
11 -4260-559000-42602 C/O-OTHER STR & IMP	.00	.00	.00	.00	.00
11 -4260-559000-42611 C/O-OTHER STR & IMP	.00	.00	.00	.00	.00
11 -4260-559000-42616 C/O-OTHER STR-AS	.00	.00	.00	.00	.00
11 -4260-559000-42618 C/O-OTHER STRUCT-HE	.00	.00	.00	.00	.00
11 -4260-559000-42638 C/O-OTHER STRUCTURE	.00	.00	.00	.00	.00
11 -4260-559000-42645 C/O-OTHER STRUCTURE	.00	.00	.00	.00	.00
11 -4260-559900-42605 OTHER STRUCT, IMPRV	.00	.00	.00	.00	.00
11 -4260-559900-42606 OTHER STRUCT, IMPRV	.00	.00	.00	.00	.00
11 -4260-559900-42628 C/O, OTHR STRCT- FA	.00	.00	.00	.00	.00
11 -4260-559900-42633 OTHER STRUCT, IMPRV	.00	.00	.00	.00	.00
<b>TOTAL FACILITIES &amp; MAINTENANCE</b>	<b>2,582,251.00</b>	<b>1,598,887.19</b>	<b>2,800,199.00</b>	<b>3,159,287.00</b>	<b>2,942,401.00</b>

HAYWOOD COUNTY  
FY 2018-2019 GENERAL FUND PROPOSED BUDGET  
ADMIN. RECOMMENDATIONS

GENERAL	FY 2016-2017 REVISED BUDG	FY 2017-2018 YTD ACTUAL THRU 03/31	FY 2017-2018 REVISED BUDG THRU 03/31	FY 2018-2019 DEPARTMENT REQUEST	FY 2018-2019 ADMIN RECOM
-----					
SHERIFF					
11 -4310-512100- SALS & WAGES-REG.PERM PT	2,580,435.00	1,923,791.22	2,563,652.00	2,707,936.00	2,725,359.00
11 -4310-512100-18COP SAL & WAG-PERM FT &	.00	5,698.17	65,312.00	.00	.00
11 -4310-512105- HAZARD DUTY PAY	.00	.00	.00	.00	.00
11 -4310-512107- SPEC. ASSIGNMENT PAY	128,172.00	104,394.95	205,000.00	343,110.00	276,925.00
11 -4310-512200- SALARIES & WAGES-OVERTIM	127,887.00	62,275.52	128,602.00	142,500.00	130,000.00
11 -4310-512200-18COP SALARIES & WAGES-OV	.00	.00	.00	.00	.00
11 -4310-512600- SALARIES & WAGES-TEMP &	107,425.00	62,894.37	111,112.00	115,000.00	100,000.00
11 -4310-512700- SALARIES & WAGES-LONGEVI	38,531.00	35,479.40	41,872.00	47,274.00	47,274.00
11 -4310-515000- CLOTHING ALLOWANCE	8,600.00	5,424.17	8,600.00	8,932.00	8,932.00
11 -4310-515005- DAY TRIP MEALS PD BY ER	.00	.00	.00	.00	.00
11 -4310-518100- SOCIAL SECURITY CONTRIB	220,987.00	162,396.45	234,472.00	257,404.00	250,078.00
11 -4310-518100-18COP SOCIAL SECURITY CON	.00	433.25	4,996.00	.00	.00
11 -4310-518200- RETIREMENT CONTRIB	218,001.00	173,188.32	237,735.00	269,506.00	263,153.00
11 -4310-518200-18COP RETIREMENT CONTRIB	.00	461.30	5,388.00	.00	.00
11 -4310-518201- SUPPLEMENTAL PENSION FUN	.00	6,406.56	.00	6,500.00	6,500.00
11 -4310-518202- ST 401(K) SUPP RET INC P	128,531.00	96,732.17	135,373.00	150,116.00	146,078.00
11 -4310-518202-18COP ST 401(K) SUPP RET	.00	246.36	3,266.00	.00	.00
11 -4310-518203- LEO SPECIAL SEPARATION A	.00	.00	.00	.00	.00
11 -4310-518204- CO CONTRIB-401(K) SUPP R	5,158.00	3,592.44	4,752.00	4,770.00	4,770.00
11 -4310-518300- HOSPITALIZATION INS CONT	661,937.00	469,952.00	623,500.00	744,000.00	744,000.00
11 -4310-518300-18COP HOSPITALIZATION INS	.00	448.00	21,500.00	.00	.00
11 -4310-518500- UNEMPLOYMENT COMP CONTRI	4,095.00	.00	.00	.00	.00
11 -4310-518600- WORKERS' COMP CONTRIB	44,972.00	47,490.00	47,490.00	107,943.00	52,344.00
11 -4310-518600-18COP WORKERS' COMP CONTR	.00	.00	2,221.00	.00	.00
11 -4310-518900- OTHER FRINGE BENEFITS-LI	3,221.00	2,036.99	2,707.00	3,264.00	3,264.00
11 -4310-518900-18COP OTHER FRINGE BENEFI	.00	1.88	90.00	.00	.00
11 -4310-518904- OTHER FR.BENE-DISAB. SHE	14,500.00	9,801.75	14,500.00	14,500.00	14,500.00
11 -4310-519200- PROF SERVICES-LEGAL	31,250.00	37,991.60	46,250.00	43,798.00	43,798.00
11 -4310-519300- PROF SERVICES-MEDICAL	.00	.00	.00	.00	.00
11 -4310-519301- PROF SERVICES-MEDICAL-VE	2,700.00	1,414.00	2,900.00	2,900.00	2,900.00
11 -4310-519303- PROF SERVICES-MED-EMPLOY	1,240.00	1,050.75	2,250.00	3,000.00	2,500.00
11 -4310-519900- PROF SERVICES-OTHER	80.00	.00	.00	.00	.00
11 -4310-521300- UNIFORMS	44,357.00	19,164.44	37,745.00	39,000.00	35,000.00
11 -4310-522000- FOOD & PROVISIONS	2,400.00	2,445.00	2,650.00	4,000.00	4,000.00
11 -4310-523100- SPECIAL PROGRAM MATERIAL	.00	.00	.00	.00	.00
11 -4310-523100-18SCP SPECIAL PROGRAM MAT	.00	.00	.00	.00	.00
11 -4310-523100-18SO1 SPECIAL PROGRAM MAT	.00	.00	.00	.00	.00
11 -4310-523100-5DARE DARE PROGRAM EXPENS	1,500.00	551.79	1,200.00	1,200.00	1,200.00
11 -4310-525000- VEHICLE SUPPLIES & MATER	1,500.00	2,543.99	2,747.00	3,000.00	3,000.00
11 -4310-525002- FUEL/GAS/DIESEL	145,000.00	99,057.26	123,229.00	162,000.00	135,000.00
11 -4310-526000- OFFICE SUPPLIES & MATERI	10,000.00	8,524.79	9,075.00	6,500.00	6,500.00
11 -4310-526006- OFFICE SUPLS & MTRLS-INV	4,500.00	2,174.78	3,000.00	4,500.00	4,500.00
11 -4310-526900- NON-EXPENDABLE OFFICE SU	2,250.00	2,271.70	2,750.00	5,000.00	5,000.00

HAYWOOD COUNTY  
FY 2018-2019 GENERAL FUND PROPOSED BUDGET  
ADMIN. RECOMMENDATIONS

GENERAL	FY 2016-2017 REVISED BUDG	FY 2017-2018 YTD ACTUAL THRU 03/31	FY 2017-2018 REVISED BUDG THRU 03/31	FY 2018-2019 DEPARTMENT REQUEST	FY 2018-2019 ADMIN RECOM
11 -4310-526901- NON-EXPENDABLE DEPT. SUP	43,000.00	5,858.01	10,567.00	12,500.00	12,500.00
11 -4310-526901-8079 NON-EXPEND. DEPT. BUL	10,600.00	9,965.00	10,000.00	10,000.00	10,000.00
11 -4310-526902- NON-EXPENDABLE VEH EQUIP	6,835.00	.00	.00	.00	.00
11 -4310-529100- DATA PROCESSING SUPPLIES	2,000.00	89.87	1,250.00	1,250.00	1,250.00
11 -4310-529200- DATA PROCESSING-SOFTWARE	1,200.00	270.00	750.00	500.00	500.00
11 -4310-529300- OTHER SUPPLIES & MATERIA	1,550.00	.00	450.00	1,000.00	1,000.00
11 -4310-529300-17JAG OTHER SUPPLIES & MA	3,601.00	.00	.00	.00	.00
11 -4310-529301- OTHER SUPPL-SERT-AMMUNIT	7,000.00	2,782.26	7,000.00	7,000.00	7,000.00
11 -4310-529302- UNDERCOVER TOWING FUNDS	1,000.00	1,010.00	1,400.00	1,500.00	1,500.00
11 -4310-529900- MISCELLANEOUS SUPPLIES	3,450.00	2,534.51	3,470.00	1,500.00	1,500.00
11 -4310-529903- MISC SUPLS-FILM PROCESSI	.00	.00	.00	.00	.00
11 -4310-529904- MISC SUPLS-AMMUNITION	13,000.00	2,442.70	13,000.00	13,000.00	13,000.00
11 -4310-531100- TRAVEL	8,700.00	11,703.11	12,360.00	8,000.00	8,000.00
11 -4310-532000- COMMUNICATIONS	59,500.00	35,750.09	53,000.00	53,000.00	53,000.00
11 -4310-533000- UTILITIES	.00	.00	.00	.00	.00
11 -4310-535200- REPAIRS & MAINT-EQUIP	15,450.00	11,180.44	14,438.00	15,000.00	15,000.00
11 -4310-535201- MAINTENANCE CONTRACTS	62,450.00	27,251.65	55,000.00	42,000.00	55,000.00
11 -4310-535300- REPAIRS & MAINT-VEHICLES	64,379.00	71,782.44	69,724.00	75,000.00	55,000.00
11 -4310-535301- REPAIR & MAINT. - MISC	.00	.00	.00	.00	.00
11 -4310-539100- LEGAL ADVERTISING	800.00	4.00	500.00	500.00	500.00
11 -4310-539200- LAUNDRY & DRYCLEANING	17,380.00	12,456.00	18,000.00	20,280.00	20,280.00
11 -4310-539200-18COP LAUNDRY & DRYCLEANI	.00	48.00	.00	.00	.00
11 -4310-539500- TRAINING-EMPLOYEE EDUC E	8,000.00	4,398.90	6,495.00	10,000.00	10,000.00
11 -4310-539901- OTHER SERVICES-DRUG FD	4,600.00	3,100.00	4,600.00	4,600.00	4,600.00
11 -4310-541100- RENT OF LAND	.00	.00	.00	.00	.00
11 -4310-541200- RENT OF BUILDING	.00	.00	.00	.00	.00
11 -4310-541201- RENT - MISCELLANEOUS	1,000.00	.00	.00	.00	.00
11 -4310-542000- RENTAL OF DP EQUIP	.00	.00	.00	.00	.00
11 -4310-542001- SITE LICENSES - DATA PRO	.00	.00	.00	.00	.00
11 -4310-543201- RENT OF DCI EQUIPMENT	5,199.00	2,250.00	4,000.00	5,500.00	5,500.00
11 -4310-543900- RENT OF EQUIPMENT	14,659.00	2,912.23	10,000.00	11,000.00	11,000.00
11 -4310-545000- INSURANCE & BONDING	.00	.00	.00	.00	18,594.00
11 -4310-545200- VEHICLE INS	53,000.00	55,086.00	58,400.00	62,700.00	62,700.00
11 -4310-545300- FIDELITY INS	200.00	.00	200.00	200.00	200.00
11 -4310-549100- DUES & SUBSCRIPTIONS	6,500.00	1,799.47	5,000.00	3,000.00	3,000.00
11 -4310-551000- C/O-OFFICE FURN & EQUIP	.00	3,436.56	3,437.00	.00	.00
11 -4310-552000- C/O-DATA PROC EQUIP	.00	.00	.00	.00	.00
11 -4310-552100- C/O-DATA PROCESSING-SOFT	.00	.00	.00	.00	.00
11 -4310-554000- C/O-MOTOR VEHICLES	312,174.00	230,327.67	303,418.00	230,418.00	172,812.00
11 -4310-555000- C/O-OTHER EQUIPMENT	.00	69,818.95	89,747.00	89,000.00	89,000.00
11 -4310-555000-17JAG C/O-OTHER EQUIPMENT	6,750.00	.00	.00	.00	.00
11 -4310-555000-17VIP C/O-OTHER EQUIPMENT	22,488.00	.00	.00	.00	.00
11 -4310-555000-8079 C/O-OTHER EQUIPMENT	.00	.00	.00	.00	.00
11 -4310-555003- C/O-OTHER EQUIPMENT-INVE	.00	.00	.00	70,338.00	.00
11 -4310-555004- C/O-OTHR-PATROL DOGS	.00	27,000.00	27,000.00	.00	.00
11 -4310-555005- C/O-VEHICLE EQUIPMENT	.00	.00	12,459.00	80,437.00	60,328.00



05/03/2018  
13:30:46

HAYWOOD COUNTY  
FY 2018-2019 GENERAL FUND PROPOSED BUDGET  
ADMIN. RECOMMENDATIONS

GENERAL	FY 2016-2017 REVISED BUDG	FY 2017-2018 YTD ACTUAL THRU 03/31	FY 2017-2018 REVISED BUDG THRU 03/31	FY 2018-2019 DEPARTMENT REQUEST	FY 2018-2019 ADMIN RECOM
11 -4310-558000- C/O-BLDGS, STRUCTURES &	.00	.00	.00	.00	.00
11 -4310-569900- OTHER GRANTS MATCH	.00	.00	.00	.00	.00
TOTAL SHERIFF	5,295,694.00	3,945,593.23	5,491,601.00	6,026,876.00	5,709,339.00

HAYWOOD COUNTY  
FY 2018-2019 GENERAL FUND PROPOSED BUDGET  
ADMIN. RECOMMENDATIONS

GENERAL	FY 2016-2017 REVISED BUDG	FY 2017-2018 YTD ACTUAL THRU 03/31	FY 2017-2018 REVISED BUDG THRU 03/31	FY 2018-2019 DEPARTMENT REQUEST	FY 2018-2019 ADMIN RECOM
EMERGENCY OPER. CNTR. (EOC)					
11 -4311-512100- SALARIES & WAGES-REGULAR	510,897.00	386,606.89	577,155.00	528,952.00	528,952.00
11 -4311-512200- SALARIES & WAGES-OVERTIM	90,227.00	73,141.64	104,309.00	95,443.00	95,443.00
11 -4311-512600- SALARIES & WAGES-TEMP &	77,224.00	68,804.15	51,441.00	70,000.00	70,000.00
11 -4311-512700- SALARIES & WAGES-LONGEVI	7,774.00	4,850.39	7,696.00	7,480.00	7,480.00
11 -4311-515000- CLOTHING ALLOWANCE	.00	.00	.00	.00	.00
11 -4311-518100- SOCIAL SECURITY CONTRIB	51,054.00	39,652.76	56,656.00	52,163.00	52,163.00
11 -4311-518200- RETIREMENT CONTRIB	44,145.00	34,915.84	52,169.00	49,413.00	49,413.00
11 -4311-518202- ST 401(K) SUPP RET INC P	.00	.00	.00	.00	.00
11 -4311-518204- CO CONTRIB-401(K) SUPP R	11,549.00	9,224.89	13,208.00	12,146.00	12,146.00
11 -4311-518300- HOSPITALIZATION INS CONT	165,354.00	119,616.00	182,750.00	216,000.00	216,000.00
11 -4311-518500- UNEMPLOYMENT COMP CONTRI	.00	.00	.00	.00	.00
11 -4311-518600- WORKERS' COMP CONTRIB	1,099.00	1,222.00	1,222.00	2,316.00	1,158.00
11 -4311-518900- OTHER FRINGE BENEFITS-LI	792.00	491.99	767.00	918.00	918.00
11 -4311-518910- IN HOUSE EQ MAINTENANCE	.00	.00	.00	.00	.00
11 -4311-519200- PROF SERVICES-LEGAL	.00	.00	.00	.00	.00
11 -4311-519300- PROF SERVICES-MEDICAL	.00	.00	.00	.00	.00
11 -4311-519900- PROF SERVICES-OTHER	.00	.00	.00	.00	.00
11 -4311-521300- UNIFORMS	9,500.00	2,467.87	4,500.00	4,500.00	4,500.00
11 -4311-523100- SPECIAL PROGRAM MATERIAL	.00	.00	.00	.00	.00
11 -4311-525000- VEHICLE SUPPLIES & MATER	.00	.00	.00	.00	.00
11 -4311-525002- FUEL/GAS/DIESEL	.00	.00	.00	.00	.00
11 -4311-526000- OFFICE SUPPLIES & MATERI	2,000.00	1,509.79	2,000.00	2,000.00	2,000.00
11 -4311-526900- NON-EXPENDABLE OFFICE SU	.00	.00	.00	.00	.00
11 -4311-527001- PURCHASES FOR RESALE-VEN	.00	.00	.00	.00	.00
11 -4311-529200- DATA PROCESSING-SOFTWARE	.00	.00	.00	.00	.00
11 -4311-529900- MISCELLANEOUS SUPPLIES	750.00	579.24	750.00	750.00	750.00
11 -4311-531100- TRAVEL	2,000.00	.00	1,800.00	1,800.00	1,800.00
11 -4311-532000- COMMUNICATIONS	35,000.00	14,012.07	28,000.00	28,000.00	28,000.00
11 -4311-532000-911IP COMMUNICATIONS	.00	.00	.00	.00	.00
11 -4311-532010- COMMUNIC.-EE CELL PHONE	.00	.00	.00	.00	.00
11 -4311-533000- UTILITIES	.00	.00	.00	.00	.00
11 -4311-534000- PRINTING & BINDING	.00	.00	.00	.00	.00
11 -4311-535200- REPAIRS & MAINT-EQUIP	4,500.00	3,163.00	5,000.00	5,000.00	5,000.00
11 -4311-535201- MAINTENANCE CONTRACTS	26,000.00	23,114.00	26,104.00	58,946.00	58,946.00
11 -4311-535300- REPAIRS & MAINT-VEHICLES	.00	.00	.00	.00	.00
11 -4311-536000- FREIGHT, EXPRESS, DELIVE	.00	.00	.00	.00	.00
11 -4311-539500- TRAINING-EMPLOYEE EDUC E	1,500.00	60.00	2,500.00	2,500.00	2,500.00
11 -4311-541100- RENT OF LAND	6,000.00	4,500.00	8,500.00	6,500.00	6,500.00
11 -4311-541200- RENT OF BUILDING	.00	.00	.00	.00	.00
11 -4311-542001- SITE LICENSES - DATA PRO	5,950.00	5,250.00	12,038.00	8,500.00	8,500.00
11 -4311-543900- RENT OF EQUIPMENT	6,500.00	761.71	2,500.00	2,500.00	2,500.00
11 -4311-545000- INSURANCE & BONDING	.00	.00	.00	.00	4,357.00
11 -4311-545200- VEHICLE INS	.00	.00	.00	.00	.00

05/03/2018  
13:30:46

HAYWOOD COUNTY  
FY 2018-2019 GENERAL FUND PROPOSED BUDGET  
ADMIN. RECOMMENDATIONS

PAGE 36

GENERAL	FY 2016-2017 REVISED BUDG	FY 2017-2018 YTD ACTUAL THRU 03/31	FY 2017-2018 REVISED BUDG THRU 03/31	FY 2018-2019 DEPARTMENT REQUEST	FY 2018-2019 ADMIN RECOM
11 -4311-549100- DUES & SUBSCRIPTIONS	250.00	.00	.00	.00	.00
11 -4311-551000- C/O-OFFICE FURN & EQUIP	.00	.00	.00	.00	.00
11 -4311-552000- C/O-DATA PROC EQUIP	.00	.00	.00	.00	.00
11 -4311-552100- C/O-DATA PROCESSING-SOFT	.00	.00	.00	.00	.00
11 -4311-555000- C/O-OTHER EQUIPMENT	.00	6,461.50	23,137.00	30,000.00	30,000.00
11 -4311-558000- C/O-BLDGS, STRUCTURES &	.00	.00	.00	.00	.00
11 -4311-559000- C/O-OTHER STRUCTURES, IM	.00	.00	.00	.00	.00
TOTAL EMERGENCY OPER. CNTR. (EOC)	1,060,065.00	800,405.73	1,164,202.00	1,185,827.00	1,189,026.00

HAYWOOD COUNTY  
FY 2018-2019 GENERAL FUND PROPOSED BUDGET  
ADMIN. RECOMMENDATIONS

GENERAL	FY 2016-2017 REVISED BUDG	FY 2017-2018 YTD ACTUAL THRU 03/31	FY 2017-2018 REVISED BUDG THRU 03/31	FY 2018-2019 DEPARTMENT REQUEST	FY 2018-2019 ADMIN RECOM
<b>SHERIFF-SRO OFFICERS</b>					
11 -4315-512100-09003 SAL & WAG-PERM FT &	73,938.00	67,882.47	89,920.00	90,040.00	90,040.00
11 -4315-512100-99002 SAL & WAGES-REGULAR	122,814.00	90,225.65	123,628.00	123,794.00	123,794.00
11 -4315-512105-09003 HAZARD DUTY PAY	.00	.00	.00	.00	.00
11 -4315-512105-99002 HAZARD DUTY PAY	.00	.00	.00	.00	.00
11 -4315-512200-09003 SAL & WA-OVERTIME	297.00	876.57	.00	1,000.00	1,000.00
11 -4315-512200-99002 SAL & WAGES-OVERTIM	.00	.00	.00	.00	.00
11 -4315-512600-09003 SAL & WAGES-TEMP &	.00	.00	.00	.00	.00
11 -4315-512600-99002 SAL& WAGES-TEMP & P	.00	.00	.00	.00	.00
11 -4315-512700-09003 SALARIES & WAGES-LO	1,833.00	1,888.13	1,923.00	1,926.00	1,926.00
11 -4315-512700-99002 SALARIES & WAGES-LO	2,380.00	2,897.35	2,952.00	2,955.00	2,955.00
11 -4315-518100-09003 SOCIAL SECURITY CON	5,580.00	5,169.52	7,026.00	7,035.00	7,035.00
11 -4315-518100-99002 SOCIAL SECURITY CON	9,411.00	6,860.54	9,683.00	9,696.00	9,696.00
11 -4315-518200-09003 RETIREMENT CONTRIB	5,835.00	5,792.69	7,577.00	7,817.00	7,817.00
11 -4315-518200-99002 RETIREMENT CONTRIB	9,842.00	7,628.97	10,442.00	10,773.00	10,773.00
11 -4315-518202-09003 ST 401(K) SUPP RET	3,647.00	3,510.65	4,591.00	4,597.00	4,597.00
11 -4315-518202-99002 ST 401(K) SUPP RET	6,151.00	4,623.74	6,327.00	6,336.00	6,336.00
11 -4315-518300-09003 HOSPITALIZATION INS	16,232.00	16,128.00	21,500.00	24,000.00	24,000.00
11 -4315-518300-99002 HOSPITALIZATION INS	33,230.00	23,744.00	32,250.00	36,000.00	36,000.00
11 -4315-518500-99002 UNEMPLOYMENT COMP C	.00	.00	.00	.00	.00
11 -4315-518600-09003 WORKERS' COMP CONTR	1,212.00	1,486.00	1,486.00	3,061.00	1,530.00
11 -4315-518600-99002 WORKERS' COMP CONTR	2,022.00	2,043.00	2,043.00	4,209.00	2,105.00
11 -4315-518900-09003 OTHER FRINGE BENEFI	106.00	61.39	224.00	102.00	102.00
11 -4315-518900-99002 OTHER FRINGE BENEFI	158.00	97.51	672.00	153.00	153.00
11 -4315-519303-99002 PROF SERVICES-MED-E	.00	.00	.00	.00	.00
11 -4315-521300-09003 UNIFORMS-COLLEGE RE	750.00	.00	500.00	.00	.00
11 -4315-521300-99002 UNIFORMS	750.00	.00	.00	500.00	500.00
11 -4315-523100-09003 SPEC. MAT. COLLEGE	.00	.00	.00	.00	.00
11 -4315-525000-99002 VEHICLE SUPPLIES &	.00	.00	.00	.00	.00
11 -4315-531100-99002 TRAVEL	.00	.00	.00	.00	.00
11 -4315-539200-09003 LAUNDRY & DRYCLEAN.	624.00	456.00	312.00	600.00	600.00
11 -4315-539200-99002 LAUNDRY & DRYCLEANI	936.00	672.00	936.00	1,000.00	1,000.00
11 -4315-539500-09003 TRAINING-BE ED.COLL	.00	.00	.00	.00	.00
11 -4315-539500-99002 TRAINING-EMPLOYEE E	.00	.00	.00	.00	.00
11 -4315-555000-99002 C/O-OTHER EQUIPMENT	.00	.00	.00	.00	.00
<b>TOTAL SHERIFF-SRO OFFICERS</b>	<b>297,748.00</b>	<b>242,044.18</b>	<b>323,992.00</b>	<b>335,594.00</b>	<b>331,959.00</b>

HAYWOOD COUNTY  
FY 2018-2019 GENERAL FUND PROPOSED BUDGET  
ADMIN. RECOMMENDATIONS

GENERAL	FY 2016-2017 REVISED BUDG	FY 2017-2018 YTD ACTUAL THRU 03/31	FY 2017-2018 REVISED BUDG THRU 03/31	FY 2018-2019 DEPARTMENT REQUEST	FY 2018-2019 ADMIN RECOM
-----					
PUBLIC SAFETY GRANTS					
11 -4316-519900-13ARR PROF SERVICES-OTHER	.00	.00	.00	.00	.00
11 -4316-519900-15ARR PROF SERVICES-OTHER	151,690.00	49,687.48	76,874.00	.00	.00
11 -4316-519900-18ARR PROF SERVICES-OTHER	.00	.00	437,542.00	.00	.00
11 -4316-523100-13ARR SPECIAL PROGRAM EXP	.00	.00	.00	.00	.00
11 -4316-526000-13ARR OFFICE SUPPLIES & M	.00	.00	.00	.00	.00
11 -4316-526000-15ARR OFFICE SUPPLIES & M	3,686.00	.00	3,686.00	.00	.00
11 -4316-526000-18ARR OFFICE SUPPLIES & M	.00	.00	12,458.00	.00	.00
11 -4316-531100-13ARR TRAVEL	.00	.00	.00	.00	.00
11 -4316-532000-13ARR COMMUNICATIONS	.00	.00	.00	.00	.00
TOTAL PUBLIC SAFETY GRANTS	155,376.00	49,687.48	530,560.00	.00	.00

HAYWOOD COUNTY  
FY 2018-2019 GENERAL FUND PROPOSED BUDGET  
ADMIN. RECOMMENDATIONS

GENERAL	FY 2016-2017 REVISED BUDG	FY 2017-2018 YTD ACTUAL THRU 03/31	FY 2017-2018 REVISED BUDG THRU 03/31	FY 2018-2019 DEPARTMENT REQUEST	FY 2018-2019 ADMIN RECOM
-----					
DETENTION CENTER					
11 -4320-512100- SALARIES & WAGES-REGULAR	1,297,067.00	1,020,278.55	1,436,750.00	1,409,806.00	1,409,806.00
11 -4320-512105- HAZARD DUTY PAY	.00	.00	.00	.00	.00
11 -4320-512200- SALARIES & WAGES-OVERTIM	265,075.00	182,879.31	179,526.00	194,413.00	194,413.00
11 -4320-512600- SALARIES & WAGES-TEMP &	46,232.00	26,521.05	77,161.00	65,000.00	65,000.00
11 -4320-512700- SALARIES & WAGES-LONGEVI	18,815.00	11,230.03	18,808.00	14,312.00	14,312.00
11 -4320-515000- CLOTHING ALLOWANCE	10,000.00	1,801.54	10,000.00	10,000.00	10,000.00
11 -4320-515005- DAY TRIP MEALS PD BY ER	.00	.00	.00	.00	.00
11 -4320-518100- SOCIAL SECURITY CONTRIB	120,790.00	91,853.16	131,774.00	129,619.00	129,619.00
11 -4320-518200- RETIREMENT CONTRIB	111,869.00	91,695.56	122,962.00	137,644.00	137,644.00
11 -4320-518202- ST 401(K) SUPP RET INC P	6,373.00	4,298.16	12,148.00	5,808.00	5,808.00
11 -4320-518204- CO CONTRIB-401(K) SUPP R	27,314.00	22,250.83	27,842.00	30,064.00	30,064.00
11 -4320-518300- HOSPITALIZATION INS CONT	414,377.00	316,288.00	451,500.00	516,000.00	516,000.00
11 -4320-518500- UNEMPLOYMENT COMP CONTRI	.00	.00	.00	.00	.00
11 -4320-518600- WORKERS' COMP CONTRIB	21,703.00	22,335.00	22,335.00	46,990.00	23,495.00
11 -4320-518900- OTHER FRINGE BENEFITS-LI	2,112.00	1,273.78	1,845.00	2,193.00	2,193.00
11 -4320-519100- PROF SERVICES-ACCTG	.00	.00	.00	.00	.00
11 -4320-519200- PROF SERVICES-LEGAL	.00	.00	.00	.00	.00
11 -4320-519300- PROF SERVICES-MEDICAL	.00	.00	.00	.00	.00
11 -4320-519301- PROF SERVICES-MEDICAL-VE	.00	.00	.00	.00	.00
11 -4320-519302- PROF SERVICES-MED-OTHER	274,760.00	194,056.20	279,596.00	286,016.00	281,016.00
11 -4320-519303- PROF SERVICES-MED-EMPLOY	898.00	797.65	900.00	1,200.00	1,200.00
11 -4320-519312- PROF SERVICES-MED-OTHER-	.00	.00	.00	.00	.00
11 -4320-519900- PROF SERVICES-OTHER	.00	.00	.00	.00	.00
11 -4320-521100- JANITORIAL SUPPLIES	14,800.00	10,766.54	17,000.00	17,000.00	17,000.00
11 -4320-521300- UNIFORMS	13,000.00	7,574.37	20,000.00	20,000.00	20,000.00
11 -4320-522000- FOOD-INMATE MEALS	227,805.00	155,799.25	210,000.00	220,000.00	220,000.00
11 -4320-522002- PROVISIONS - INMATE	16,485.00	6,766.02	16,485.00	16,485.00	16,485.00
11 -4320-522003-43201 PROVISIONS - CANTEE	.00	.00	.00	.00	.00
11 -4320-522003-43202 PROVISIONS-PHONE CA	.00	.00	.00	.00	.00
11 -4320-522100- JUVENILE DENTENTION FEE	28,000.00	6,710.00	28,000.00	28,000.00	28,000.00
11 -4320-522101- OTHER DETENTION FEE	40,612.00	18,384.68	34,830.00	37,000.00	37,000.00
11 -4320-523800- INMATE MEDICATIONS	.00	.00	.00	.00	.00
11 -4320-523901- DISPOSABLE MEDICAL SUPPL	3,300.00	2,420.50	3,300.00	3,300.00	3,300.00
11 -4320-523902- DURABLE MEDICAL SUPPLIES	.00	.00	400.00	4,770.00	4,770.00
11 -4320-524000- TOOLS & EQUIPMENT	700.00	162.31	700.00	700.00	700.00
11 -4320-525000- VEHICLE SUPPLIES & MATER	.00	.00	.00	.00	.00
11 -4320-525002- FUEL/GAS/DIESEL	14,500.00	9,025.83	12,325.00	15,500.00	13,000.00
11 -4320-526000- OFFICE SUPPLIES & MATERI	1,800.00	2,135.03	2,200.00	3,600.00	3,600.00
11 -4320-526900- NON-EXPENDABLE OFFICE SU	.00	1,727.94	1,728.00	700.00	700.00
11 -4320-526901- NON-EXPENDABLE DEPT. SUP	.00	4,170.00	8,670.00	4,200.00	4,200.00
11 -4320-526902- NON-EXPENDABLE VEH EQUIP	.00	.00	.00	.00	.00
11 -4320-529100- DATA PROCESSING SUPPLIES	.00	.00	.00	1,450.00	1,450.00
11 -4320-529200- DATA PROCESSING-SOFTWARE	1,495.00	.00	.00	2,760.00	2,760.00

HAYWOOD COUNTY  
FY 2018-2019 GENERAL FUND PROPOSED BUDGET  
ADMIN. RECOMMENDATIONS

GENERAL	FY 2016-2017	FY 2017-2018	FY 2017-2018	FY 2018-2019	FY 2018-2019
	REVISED BUDG	YTD ACTUAL THRU 03/31	REVISED BUDG THRU 03/31	DEPARTMENT REQUEST	ADMIN RECOM
11 -4320-529900- MISCELLANEOUS SUPPLIES	1,660.00	763.86	1,000.00	1,600.00	1,600.00
11 -4320-529904- MISC SUPPLS-AMMUNITION	.00	.00	.00	.00	.00
11 -4320-531100- TRAVEL	1,850.00	850.64	1,650.00	1,650.00	1,650.00
11 -4320-532000- COMMUNICATIONS	7,700.00	6,724.84	12,462.00	13,462.00	13,462.00
11 -4320-535100- REPAIRS & MAINT-BLDG	1,200.00	561.49	3,860.00	5,000.00	5,000.00
11 -4320-535200- REPAIRS & MAINT-EQUIP	8,500.00	8,206.38	14,500.00	14,500.00	14,500.00
11 -4320-535201- MAINTENANCE CONTRACTS	12,701.00	18,693.67	19,000.00	23,000.00	10,780.00
11 -4320-535300- REPAIRS & MAINT-VEHICLES	2,707.00	2,033.21	3,640.00	4,000.00	4,000.00
11 -4320-539100- LEGAL ADVERTISING	.00	.00	.00	.00	.00
11 -4320-539200- LAUNDRY & DRYCLEANING	330.00	240.00	936.00	936.00	936.00
11 -4320-539500- TRAINING-EMPLOYEE EDUC E	1,017.00	1,108.28	2,000.00	3,500.00	3,500.00
11 -4320-541200- RENT OF BUILDING	.00	.00	.00	.00	.00
11 -4320-543900- RENT OF EQUIPMENT	1,800.00	202.48	500.00	500.00	500.00
11 -4320-545000- INSURANCE & BONDING	.00	.00	.00	.00	11,621.00
11 -4320-545200- VEHICLE INS	6,500.00	6,037.00	6,400.00	8,250.00	8,250.00
11 -4320-549100- DUES & SUBSCRIPTIONS	639.00	.00	340.00	340.00	340.00
11 -4320-549300- DEPOSI( OVER)/SHORT	.00	.00	.00	.00	.00
11 -4320-551000- C/O-OFFICE FURN & EQUIP	.00	.00	.00	.00	.00
11 -4320-552000- C/O-DATA PROC EQUIP	.00	.00	.00	.00	.00
11 -4320-552100- C/O-DATA PROCESSING-SOFT	.00	.00	.00	.00	.00
11 -4320-554000- C/O-MOTOR VEHICLES	21,838.00	.00	44,500.00	.00	.00
11 -4320-555000- C/O-OTHER EQUIPMENT	1,600.00	11,949.70	12,699.00	191,535.00	191,535.00
11 -4320-559000- C/O-OTHER STRUCTURES, IM	.00	.00	.00	.00	.00
TOTAL DETENTION CENTER	3,049,924.00	2,270,572.84	3,252,272.00	3,492,803.00	3,461,209.00

05/03/2018  
13:30:46

HAYWOOD COUNTY  
FY 2018-2019 GENERAL FUND PROPOSED BUDGET  
ADMIN. RECOMMENDATIONS

PAGE 41

GENERAL	FY 2016-2017 REVISED BUDG	FY 2017-2018 YTD ACTUAL THRU 03/31	FY 2017-2018 REVISED BUDG THRU 03/31	FY 2018-2019 DEPARTMENT REQUEST	FY 2018-2019 ADMIN RECOM
-----					
COURT FACILITIES					
11 -4330-517100- JURY COMM EXP	1,500.00	1,691.96	1,500.00	2,400.00	2,400.00
11 -4330-519900- PROF SERVICES-OTHER	650.00	.00	34,009.00	.00	.00
11 -4330-519904- PROF SERVICES-OTHER-LAW	.00	.00	.00	.00	.00
11 -4330-526000- OFFICE SUPPLIES & MATERI	5,900.00	4,940.92	5,200.00	5,500.00	5,500.00
11 -4330-526001- OFFICE SUPLS & MATRLS-MA	.00	.00	.00	.00	.00
11 -4330-526002- OFFICE SUPLS & MATLS-CLE	250.00	.60	250.00	300.00	300.00
11 -4330-526004- OFFICE SUPLS & MATRL-DIS	250.00	.00	250.00	250.00	250.00
11 -4330-526900- NON-EXPENDABLE OFFICE SU	1,464.00	867.34	2,241.00	2,500.00	2,500.00
11 -4330-533000- UTILITIES	89,351.00	67,000.00	67,000.00	90,000.00	90,000.00
11 -4330-535100- REPAIRS & MAINT-BLDG & G	.00	.00	.00	.00	.00
11 -4330-549101- DUES & SUBSC-LAW LIBRY	635.00	.00	.00	.00	.00
TOTAL COURT FACILITIES	100,000.00	74,500.82	110,450.00	100,950.00	100,950.00



05/03/2018  
13:30:46

HAYWOOD COUNTY  
FY 2018-2019 GENERAL FUND PROPOSED BUDGET  
ADMIN. RECOMMENDATIONS

PAGE 42

GENERAL	FY 2016-2017 REVISED BUDG	FY 2017-2018 YTD ACTUAL THRU 03/31	FY 2017-2018 REVISED BUDG THRU 03/31	FY 2018-2019 DEPARTMENT REQUEST	FY 2018-2019 ADMIN RECOM
-----					
NC FOREST SERVICE					
11 -4341-523108- SPEC PGM MATERIAL-NCFS	3,000.00	.00	.00	.00	3,000.00
11 -4341-539902- OTHER SVC-NC DIV OF FORE	111,300.00	49,857.01	95,754.00	99,500.00	110,000.00
11 -4341-555002- C/O-OTHER EQUIP-NCFS	.00	.00	.00	.00	.00
TOTAL NC FOREST SERVICE	114,300.00	49,857.01	95,754.00	99,500.00	113,000.00

HAYWOOD COUNTY  
FY 2018-2019 GENERAL FUND PROPOSED BUDGET  
ADMIN. RECOMMENDATIONS

GENERAL	FY 2016-2017 REVISED BUDG	FY 2017-2018 YTD ACTUAL THRU 03/31	FY 2017-2018 REVISED BUDG THRU 03/31	FY 2018-2019 DEPARTMENT REQUEST	FY 2018-2019 ADMIN RECOM
<b>INSPECTIONS</b>					
11 -4350-512100- SALARIES & WAGES-REGULAR	268,344.00	196,975.79	290,639.00	284,337.00	285,107.00
11 -4350-512200- SALARIES & WAGES-OVERTIM	.00	.00	.00	.00	.00
11 -4350-512600- SALARIES & WAGES-TEMP &	16,409.00	817.46	16,501.00	16,501.00	3,600.00
11 -4350-512700- SALARIES & WAGES-LONGEVI	7,492.00	4,967.66	7,971.00	6,307.00	6,307.00
11 -4350-518100- SOCIAL SECURITY CONTRIB	21,171.00	14,860.35	24,106.00	23,497.00	22,569.00
11 -4350-518200- RETIREMENT CONTRIB	18,874.00	14,777.14	22,605.00	22,728.00	22,789.00
11 -4350-518202- ST 401(K) SUPP RET INC P	.00	.00	.00	.00	.00
11 -4350-518204- CO CONTRIB-401(K) SUPP R	5,207.00	3,904.18	5,972.00	5,813.00	5,828.00
11 -4350-518300- HOSPITALIZATION INS CONT	55,355.00	36,736.00	64,500.00	72,000.00	72,000.00
11 -4350-518500- UNEMPLOYMENT COMP CONTRI	.00	.00	.00	.00	.00
11 -4350-518600- WORKERS' COMP CONTRIB	4,508.00	5,002.00	5,002.00	5,009.00	4,725.00
11 -4350-518900- OTHER FRINGE BENEFITS-LI	264.00	154.16	271.00	306.00	306.00
11 -4350-519200- PROF SERVICES-LEGAL	.00	.00	.00	.00	.00
11 -4350-519900- PROF SERVICES-OTHER	30.00	.00	.00	.00	.00
11 -4350-521300- UNIFORMS	1,200.00	.00	700.00	4,000.00	4,000.00
11 -4350-525000- VEHICLE SUPPLIES & MATER	.00	.00	.00	.00	.00
11 -4350-525002- FUEL/GAS/DIESEL	8,500.00	5,530.20	7,225.00	8,000.00	8,000.00
11 -4350-526000- OFFICE SUPPLIES & MATERI	2,700.00	2,211.40	2,500.00	2,500.00	2,500.00
11 -4350-526900- NON-EXPENDABLE OFFICE SU	3,750.00	140.00	1,000.00	3,500.00	3,500.00
11 -4350-527002- PURCHASES FOR RESALE	.00	.00	.00	.00	.00
11 -4350-529100- DATA PROCESSING SUPPLIES	.00	.00	.00	.00	.00
11 -4350-529200- DATA PROCESSING-SOFTWARE	.00	.00	.00	.00	.00
11 -4350-529900- MISCELLANEOUS SUPPLIES	.00	.00	.00	.00	.00
11 -4350-531100- TRAVEL	1,200.00	.00	750.00	2,500.00	2,500.00
11 -4350-532000- COMMUNICATIONS	6,770.00	3,133.57	6,000.00	6,000.00	6,000.00
11 -4350-532010- COMMUNIC.-EE CELL PHONE	480.00	320.00	480.00	.00	.00
11 -4350-534000- PRINTING & BINDING	300.00	.00	.00	300.00	300.00
11 -4350-535200- REPAIRS & MAINT-EQUIP	200.00	.00	.00	200.00	200.00
11 -4350-535300- REPAIRS & MAINT-VEHICLES	5,500.00	5,961.88	7,750.00	6,000.00	6,000.00
11 -4350-537000- ADVERTISING	.00	.00	.00	.00	.00
11 -4350-539500- TRAINING-EMPLOYEE EDUC E	1,800.00	562.00	1,000.00	2,500.00	2,500.00
11 -4350-542000- RENTAL OF DP EQUIP	.00	.00	.00	.00	.00
11 -4350-543900- RENT OF EQUIPMENT	700.00	253.07	700.00	700.00	700.00
11 -4350-545000- INSURANCE & BONDING	.00	.00	.00	.00	1,744.00
11 -4350-545200- VEHICLE INS	5,000.00	4,528.00	4,800.00	5,775.00	5,775.00
11 -4350-549100- DUES & SUBSCRIPTIONS	700.00	685.00	700.00	900.00	900.00
11 -4350-549300- DEPOSIT OVER/UNDER	.00	.00	.00	.00	.00
11 -4350-549901- MISC CHARGES-BANK CHGS &	4,800.00	3,089.56	3,800.00	4,200.00	4,200.00
11 -4350-551000- C/O-OFFICE FURN & EQUIP	.00	.00	.00	.00	.00
11 -4350-552000- C/O-DATA PROC EQUIP	.00	.00	.00	.00	.00
11 -4350-552100- C/O-DATA PROCESSING-SOFT	.00	.00	.00	.00	.00
11 -4350-554000- C/O-MOTOR VEHICLES	.00	.00	.00	48,000.00	48,000.00
11 -4350-555000- C/O-OTHER EQUIPMENT	2,000.00	.00	.00	.00	.00

05/03/2018  
13:30:46

HAYWOOD COUNTY  
FY 2018-2019 GENERAL FUND PROPOSED BUDGET  
ADMIN. RECOMMENDATIONS

GENERAL	FY 2016-2017 REVISED BUDG	FY 2017-2018 YTD ACTUAL THRU 03/31	FY 2017-2018 REVISED BUDG THRU 03/31	FY 2018-2019 DEPARTMENT REQUEST	FY 2018-2019 ADMIN RECOM
11 -4350-556000- C/O-BOOKS	.00	.00	.00	.00	.00
11 -4350-559000- C/O-OTHER STRUCTURES, IM	.00	.00	.00	.00	.00
11 -4350-569300- PYMTS ON CO-OP AGRMT	6,000.00	.00	6,000.00	6,000.00	6,000.00
TOTAL INSPECTIONS	449,254.00	304,609.42	480,972.00	537,573.00	526,050.00

05/03/2018  
13:30:46

HAYWOOD COUNTY  
FY 2018-2019 GENERAL FUND PROPOSED BUDGET  
ADMIN. RECOMMENDATIONS

PAGE 45

GENERAL	FY 2016-2017 REVISED BUDG	FY 2017-2018 YTD ACTUAL THRU 03/31	FY 2017-2018 REVISED BUDG THRU 03/31	FY 2018-2019 DEPARTMENT REQUEST	FY 2018-2019 ADMIN RECOM
-----					
MEDICAL EXAMINER					
11 -4360-519300- PROF SERVICES-MEDICAL	130,000.00	36,330.00	105,000.00	120,000.00	120,000.00
11 -4360-519900- PROF SERVICES-OTHER	10,000.00	150.00	5,000.00	5,000.00	5,000.00
TOTAL MEDICAL EXAMINER	140,000.00	36,480.00	110,000.00	125,000.00	125,000.00

GENERAL	FY 2016-2017 REVISED BUDG	FY 2017-2018 YTD ACTUAL THRU 03/31	FY 2017-2018 REVISED BUDG THRU 03/31	FY 2018-2019 DEPARTMENT REQUEST	FY 2018-2019 ADMIN RECOM
EMERGENCY MEDICAL SERVICES					
11 -4370-512100- SALARIES & WAGES-REGULAR	1,730,617.00	1,349,510.50	1,958,844.00	1,997,219.00	1,852,469.00
11 -4370-512200- SALARIES & WAGES-OVERTIM	844,248.00	579,678.35	737,227.00	762,939.00	762,939.00
11 -4370-512200-00017 SALARIES & WAGES-OV	.00	.00	.00	.00	.00
11 -4370-512600- SALARIES & WAGES-TEMP &	223,345.00	170,170.78	248,768.00	272,768.00	248,768.00
11 -4370-512700- SALARIES & WAGES-LONGEVI	51,137.00	17,918.91	30,311.00	28,305.00	25,780.00
11 -4370-515005- DAY TRIP MEALS PD BY ER	.00	.00	.00	.00	.00
11 -4370-518100- SOCIAL SECURITY CONTRIB	215,833.00	156,109.44	233,175.00	234,301.00	223,034.00
11 -4370-518200- RETIREMENT CONTRIB	191,196.00	145,165.63	206,387.00	215,058.00	203,541.00
11 -4370-518202- ST 401(K) SUPP RET INC P	.00	.00	.00	.00	.00
11 -4370-518204- CO CONTRIB-401(K) SUPP R	52,744.00	38,353.09	54,527.00	55,002.00	52,057.00
11 -4370-518300- HOSPITALIZATION INS CONT	538,918.00	371,668.58	537,500.00	624,000.00	600,000.00
11 -4370-518500- UNEMPLOYMENT COMP CONTRI	.00	.00	.00	.00	.00
11 -4370-518600- WORKERS' COMP CONTRIB	83,737.00	84,352.00	84,352.00	174,362.00	80,210.00
11 -4370-518900- OTHER PRINGE BENEFITS-LI	2,587.00	1,534.21	2,256.00	2,652.00	2,550.00
11 -4370-519200- PROF SERVICES-LEGAL	.00	.00	.00	.00	.00
11 -4370-519300- PROF SERVICES-MEDICAL	25,000.00	18,749.97	25,000.00	25,000.00	25,000.00
11 -4370-519303- PROF SERVICES-MED-EMPLOY	2,587.00	7,130.94	29,000.00	29,000.00	29,000.00
11 -4370-519900- PROF SERVICES-OTHER	220,000.00	116,360.25	220,000.00	220,000.00	250,000.00
11 -4370-521100- JANITORIAL SUPPLIES	5,000.00	2,828.74	5,000.00	5,000.00	5,000.00
11 -4370-521300- UNIFORMS	37,500.00	40,212.53	40,500.00	45,000.00	44,000.00
11 -4370-522000- FOOD & KITCHEN SUPPLIES	842.00	2,093.83	2,750.00	3,000.00	3,000.00
11 -4370-523100- SPECIAL PROGRAM MATERIAL	.00	.00	2,500.00	2,500.00	.00
11 -4370-523100-JM/FD SPEC PROGR MAT JM/F	4,593.00	.00	4,500.00	4,500.00	4,500.00
11 -4370-523113- RESTRICTED FOR S&RESCUE	.00	304.08	1,650.00	1,650.00	.00
11 -4370-523800- DRUGS	15,000.00	9,933.70	16,000.00	16,000.00	16,000.00
11 -4370-523900- OTHER MEDICAL SUPPLIES	.00	.00	.00	.00	.00
11 -4370-523901- DISPOSABLE MEDICAL SUPPL	177,439.00	104,901.63	135,000.00	140,000.00	140,000.00
11 -4370-523902- DURABLE MEDICAL SUPPLIES	17,086.00	9,841.80	11,856.00	75,320.00	52,193.00
11 -4370-525000- VEHICLE SUPPLIES & MATER	10,000.00	4,706.04	8,000.00	8,000.00	8,000.00
11 -4370-525001- EQUIPMENT SUPPLIES & MAT	.00	.00	3,000.00	3,000.00	3,000.00
11 -4370-525002- FUEL/GAS/DIESEL	71,750.00	55,402.74	67,575.00	70,000.00	65,000.00
11 -4370-526000- OFFICE SUPPLIES & MATERI	7,475.00	3,935.59	8,300.00	8,500.00	7,250.00
11 -4370-526900- NON-EXPENDABLE OFFICE SU	5,400.00	2,333.11	4,500.00	4,499.00	3,999.00
11 -4370-529100- DATA PROCESSING SUPPLIES	4,424.00	.00	7,750.00	6,500.00	6,000.00
11 -4370-529200- DATA PROCESSING-SOFTWARE	.00	.00	1,000.00	1,000.00	1,000.00
11 -4370-529800- DEPARTMENTAL SUPPLIES	10,000.00	.00	.00	.00	.00
11 -4370-529900- MISCELLANEOUS SUPPLIES	894.00	402.13	975.00	1,500.00	1,500.00
11 -4370-531100- TRAVEL	2,048.00	3,817.53	5,500.00	6,000.00	5,250.00
11 -4370-532000- COMMUNICATIONS	39,000.00	19,945.69	36,500.00	35,000.00	30,500.00
11 -4370-533000- UTILITIES	.00	.00	.00	.00	.00
11 -4370-533100- ELECTRICITY	.00	.00	.00	.00	.00
11 -4370-534000- PRINTING & BINDING	2,800.00	1,743.94	4,500.00	4,500.00	4,000.00
11 -4370-535200- REPAIRS & MAINT-EQUIP	3,500.00	1,841.50	4,000.00	4,000.00	4,000.00

## FY 2018-2019 GENERAL FUND PROPOSED BUDGET

## ADMIN. RECOMMENDATIONS

GENERAL	FY 2016-2017 REVISED BUDG	FY 2017-2018 YTD ACTUAL THRU 03/31	FY 2017-2018 REVISED BUDG THRU 03/31	FY 2018-2019 DEPARTMENT REQUEST	FY 2018-2019 ADMIN RECOM
11 -4370-535201- MAINTENANCE CONTRACTS	47,300.00	12,432.00	15,000.00	32,805.00	32,805.00
11 -4370-535300- REPAIRS & MAINT-VEHICLES	53,037.00	38,674.95	47,737.00	50,000.00	44,357.00
11 -4370-535301- REPAIR & MAINT. - MISC	.00	.00	.00	.00	.00
11 -4370-537200- PUBLIC INFO EDUC RES-MKT	500.00	.00	3,063.00	5,000.00	1,500.00
11 -4370-539500- TRAINING-EMPLOYEE EDUC E	5,997.00	3,174.00	11,000.00	14,500.00	12,500.00
11 -4370-539507- TRAINING-PARTICIPANT EDU	.00	.00	3,000.00	3,000.00	.00
11 -4370-539900- RESTRICTED S&R SERVICES	.00	866.99	2,000.00	2,000.00	.00
11 -4370-539903- OTHER SVC-EMS BILLING (H	.00	.00	.00	.00	.00
11 -4370-541200- RENT OF BUILDING	29,393.00	19,774.41	38,109.00	38,109.00	38,109.00
11 -4370-542001- SITE LICENSES - DATA PRO	.00	19,770.00	19,770.00	36,895.00	17,125.00
11 -4370-543900- RENT OF EQUIPMENT	3,000.00	372.60	3,000.00	3,000.00	3,000.00
11 -4370-545000- INSURANCE & BONDING	.00	.00	.00	.00	.00
11 -4370-545200- VEHICLE INS	12,600.00	19,337.00	20,500.00	20,500.00	14,200.00
11 -4370-545300- FIDELITY INS	.00	.00	.00	.00	.00
11 -4370-545400- PROF LIABILITY INS	2,270.00	.00	9,200.00	9,200.00	23,437.00
11 -4370-549100- DUES & SUBSCRIPTIONS	1,640.00	2,880.25	3,106.00	3,750.00	2,000.00
11 -4370-551000- C/O-OFFICE FURN & EQUIP	15,299.00	.00	2,500.00	6,200.00	6,200.00
11 -4370-552000- C/O-DATA PROC EQUIP	12,388.00	.00	54,000.00	22,000.00	22,000.00
11 -4370-552000-07MHF C/O-DATA PROC EQUIP	.00	.00	.00	.00	.00
11 -4370-552100- C/O-DATA PROCESSING-SOFT	.00	.00	.00	.00	.00
11 -4370-553000- C/O-MEDICAL EQUIP	49,597.00	.00	.00	13,500.00	.00
11 -4370-554000- C/O-MOTOR VEHICLES	115,181.00	.00	480,000.00	649,550.00	583,550.00
11 -4370-555000- C/O-OTHER EQUIPMENT	10,303.00	1,092.08	61,493.00	63,000.00	33,000.00
11 -4370-555000-18RDT C/O-OTHER EQUIPMENT	.00	.00	50,000.00	.00	.00
11 -4370-558000- C/O-BLDGS, STRUCTURES &	.00	.00	.00	.00	.00
<b>TOTAL EMERGENCY MEDICAL SERVICES</b>	<b>4,955,205.00</b>	<b>3,439,321.51</b>	<b>5,562,181.00</b>	<b>6,059,084.00</b>	<b>5,593,323.00</b>

05/03/2018  
13:30:46

HAYWOOD COUNTY  
FY 2018-2019 GENERAL FUND PROPOSED BUDGET  
ADMIN. RECOMMENDATIONS

GENERAL	FY 2016-2017 REVISED BUDG	FY 2017-2018 YTD ACTUAL THRU 03/31	FY 2017-2018 REVISED BUDG THRU 03/31	FY 2018-2019 DEPARTMENT REQUEST	FY 2018-2019 ADMIN RECOM
-----					
RESCUE SQUAD					
11 -4371-545000- INSURANCE & BONDING	27,600.00	.00	30,000.00	30,000.00	28,000.00
11 -4371-569900- OTHER CONTRACTS, GRANTS,	.00	.00	.00	.00	.00
TOTAL RESCUE SQUAD	27,600.00	.00	30,000.00	30,000.00	28,000.00

HAYWOOD COUNTY  
FY 2018-2019 GENERAL FUND PROPOSED BUDGET  
ADMIN. RECOMMENDATIONS

GENERAL	FY 2016-2017 REVISED BUDG	FY 2017-2018 YTD ACTUAL THRU 03/31	FY 2017-2018 REVISED BUDG THRU 03/31	FY 2018-2019 DEPARTMENT REQUEST	FY 2018-2019 ADMIN RECOM
EMERGENCY MANAGEMENT					
11 -4375-512100- SALARIES & WAGES-REGULAR	86,906.00	.00	.00	.00	144,750.00
11 -4375-512200- SALARIES & WAGES-OVERTIM	.00	.00	.00	.00	.00
11 -4375-512600- SALARIES & WAGES-TEMP &	15,346.00	.00	.00	.00	24,000.00
11 -4375-512700- SALARIES & WAGES-LONGEVI	2,276.00	.00	.00	.00	2,525.00
11 -4375-518100- SOCIAL SECURITY CONTRIB	7,040.00	.00	.00	.00	11,267.00
11 -4375-518200- RETIREMENT CONTRIB	5,559.00	.00	.00	.00	11,517.00
11 -4375-518202- ST 401(K) SUPP RET INC P	.00	.00	.00	.00	.00
11 -4375-518204- CO CONTRIB-401(K) SUPP R	767.00	.00	.00	.00	2,945.00
11 -4375-518300- HOSPITALIZATION INS CONT	11,145.00	.00	.00	.00	24,000.00
11 -4375-518500- UNEMPLOYMENT COMP CONTRI	.00	.00	.00	.00	.00
11 -4375-518600- WORKERS' COMP CONTRIB	1,185.00	.00	.00	.00	6,971.00
11 -4375-518900- OTHER FRINGE BENEFITS-LI	53.00	.00	.00	.00	102.00
11 -4375-519900-14SAR PROF SERVICES-OTHER	.00	.00	.00	.00	.00
11 -4375-519900-14TRN PROF SERVICES-OTHER	.00	.00	.00	.00	.00
11 -4375-519900-15TRN PROF SERVICES-OTHER	.00	.00	.00	.00	.00
11 -4375-519900-16TRN PROF SERVICES-OTHER	.00	.00	.00	.00	.00
11 -4375-519900-EMPG PROF SERVICES-OTHER	.00	.00	.00	.00	.00
11 -4375-521300- UNIFORMS	1,000.00	.00	.00	.00	1,000.00
11 -4375-522000- FOOD & KITCHEN SUPPLIES	2,000.00	.00	.00	.00	.00
11 -4375-523100- SPECIAL PRGM MATERIALS	2,470.00	.00	.00	.00	2,500.00
11 -4375-523100-13EPG SPECIAL PROGRAM MAT	.00	.00	.00	.00	1,650.00
11 -4375-523100-14TRN SPECIAL PROGRAM MAT	.00	.00	.00	.00	.00
11 -4375-523100-15TRN SPECIAL PROGRAM MAT	.00	.00	.00	.00	.00
11 -4375-523100-16TRN SPECIAL PROGRAM MAT	.00	.00	.00	.00	.00
11 -4375-523100-5EMPG SPECIAL PROGRAM MAT	.00	.00	.00	.00	.00
11 -4375-523100-6EMPG SPECIAL PROGRAM MAT	1,000.00	.00	.00	.00	.00
11 -4375-523100-EMPG SPECIAL PROGRAM MATE	.00	.00	.00	.00	.00
11 -4375-523100-EQUIP SPEC PRGM MAT.-EQUI	.00	.00	.00	.00	.00
11 -4375-523100-HMEP SPECIAL PROGRAM MATE	.00	.00	.00	.00	.00
11 -4375-525000- VEHICLE SUPPLIES & MATER	4,600.00	.00	.00	.00	.00
11 -4375-525001- EQUIPMENT SUPPLIES & MAT	3,100.00	.00	.00	.00	.00
11 -4375-525002- FUEL/GAS/DIESEL	4,500.00	.00	.00	.00	5,000.00
11 -4375-526000- OFFICE SUPPLIES & MATERI	1,000.00	.00	.00	.00	1,250.00
11 -4375-526000-14SAR OFFICE SUPPLIES & M	.00	.00	.00	.00	.00
11 -4375-526000-16TRN OFFICE SUPPLIES & M	.00	.00	.00	.00	.00
11 -4375-526900- NON-EXPENDABLE OFFICE SU	1,500.00	.00	.00	.00	500.00
11 -4375-526900-EMPG NON-EXPENDABLE OFFIC	.00	.00	.00	.00	.00
11 -4375-529100- DATA PROCESSING SUPPLIES	.00	.00	.00	.00	500.00
11 -4375-529200- DATA PROCESSING-SOFTWARE	500.00	.00	.00	.00	.00
11 -4375-531100- TRAVEL	3,300.00	.00	.00	.00	750.00
11 -4375-532000- COMMUNICATIONS	14,000.00	.00	.00	.00	4,500.00
11 -4375-534000- PRINTING & BINDING	500.00	.00	.00	.00	500.00
11 -4375-535200- REPAIRS & MAINT-EQUIP	300.00	.00	.00	.00	.00



HAYWOOD COUNTY  
FY 2018-2019 GENERAL FUND PROPOSED BUDGET  
ADMIN. RECOMMENDATIONS

GENERAL	FY 2016-2017 REVISED BUDG	FY 2017-2018 YTD ACTUAL THRU 03/31	FY 2017-2018 REVISED BUDG THRU 03/31	FY 2018-2019 DEPARTMENT REQUEST	FY 2018-2019 ADMIN RECOM
11 -4375-535300- REPAIRS & MAINT-VEHICLES	4,000.00	.00	.00	.00	4,000.00
11 -4375-537200- PUBLIC INFO EDUC RES-MKT	.00	.00	.00	.00	3,500.00
11 -4375-539100- LEGAL ADVERTISING	.00	.00	.00	.00	.00
11 -4375-539500- TRAINING-EMPLOYEE EDUC E	2,000.00	.00	.00	.00	500.00
11 -4375-539507- TRAINING-PARTICIPANT EDU	3,000.00	.00	.00	.00	3,000.00
11 -4375-539900- RESTRICTED S&R SERVICES	2,000.00	.00	.00	.00	2,000.00
11 -4375-541200-EMPG RENT OF BUILDING	.00	.00	.00	.00	.00
11 -4375-542001- SITE LICENSES - DATA PRO	.00	.00	.00	.00	19,770.00
11 -4375-545000- INSURANCE & BONDING	.00	.00	.00	.00	290.00
11 -4375-545200- VEHICLE INS	6,500.00	.00	.00	.00	6,300.00
11 -4375-549100- DUES & SUBSCRIPTIONS	1,000.00	.00	.00	.00	1,000.00
11 -4375-551000-EMPG C/O-OFFICE FURN & EQ	.00	.00	.00	.00	.00
11 -4375-552000- C/O-DATA PROC EQUIP	.00	.00	.00	.00	.00
11 -4375-552000-EMPG C/O-DATA PROC EQUIP	.00	.00	.00	.00	.00
11 -4375-554000- C/O-MOTOR VEHICLES	.00	.00	.00	.00	.00
11 -4375-555000- C/O-OTHER EQUIPMENT	.00	.00	.00	.00	.00
11 -4375-558000- C/O-BLDGS, STRUCTURES &	.00	.00	.00	.00	.00
11 -4375-569900- OTHER CONTRCTS, DEBRIS R	.00	.00	.00	.00	.00
<b>TOTAL EMERGENCY MANAGEMENT</b>	<b>188,547.00</b>	<b>.00</b>	<b>.00</b>	<b>.00</b>	<b>286,587.00</b>

HAYWOOD COUNTY  
FY 2018-2019 GENERAL FUND PROPOSED BUDGET  
ADMIN. RECOMMENDATIONS

GENERAL	FY 2016-2017 REVISED BUDG	FY 2017-2018 YTD ACTUAL THRU 03/31	FY 2017-2018 REVISED BUDG THRU 03/31	FY 2018-2019 DEPARTMENT REQUEST	FY 2018-2019 ADMIN RECOM
ANIMAL SERVICES					
11 -4380-512100- SALARIES & WAGES-REGULAR	223,828.00	172,243.21	234,561.00	293,283.00	293,283.00
11 -4380-512200- SALARIES & WAGES-OVERTIM	29,303.00	22,168.41	24,692.00	25,000.00	25,000.00
11 -4380-512600- SALARIES & WAGES-TEMP &	12,716.00	18,711.39	40,766.00	47,424.00	47,424.00
11 -4380-512700- SALARIES & WAGES-LONGEVI	1,597.00	.00	1,700.00	1,702.00	1,702.00
11 -4380-518100- SOCIAL SECURITY CONTRIB	20,023.00	15,914.05	23,081.00	27,667.00	27,667.00
11 -4380-518200- RETIREMENT CONTRIB	18,379.00	14,602.22	19,754.00	24,573.00	24,573.00
11 -4380-518202- ST 401(K) SUPP RET INC P	.00	.00	.00	.00	.00
11 -4380-518204- CO CONTRIB-401(K) SUPP R	5,013.00	3,857.88	5,219.00	6,285.00	6,285.00
11 -4380-518300- HOSPITALIZATION INS CONT	77,451.00	54,656.00	75,250.00	108,000.00	108,000.00
11 -4380-518500- UNEMPLOYMENT COMP CONTRI	1,400.00	.00	.00	.00	.00
11 -4380-518600- WORKERS' COMP CONTRIB	2,051.00	2,470.00	2,470.00	6,163.00	3,082.00
11 -4380-518900- OTHER FRINGE BENEFITS-LI	370.00	229.36	316.00	459.00	459.00
11 -4380-519100- PROF SERV-ACCTG	.00	.00	.00	.00	.00
11 -4380-519200- PROF SERV-LEGAL	.00	.00	.00	.00	.00
11 -4380-519305- PROF SERV-MED-VET CHARGE	26,300.00	16,060.94	33,322.00	33,322.00	33,322.00
11 -4380-519306- PROF SERV-MED-SURG	24,400.00	20,331.22	37,500.00	48,000.00	37,500.00
11 -4380-519307- PROF SERV-MED-VAC	27,500.00	14,801.71	25,000.00	49,250.00	49,250.00
11 -4380-519900- PROF SERV-OTHER	18,500.00	11,258.60	18,625.00	20,500.00	25,000.00
11 -4380-521100- JANITORIAL SUPPLIES	6,100.00	2,853.56	5,700.00	9,576.00	9,576.00
11 -4380-521300- UNIFORMS	5,000.00	4,352.15	6,750.00	10,125.00	8,500.00
11 -4380-522000- FOOD & PROVISIONS	6,630.00	4,750.13	6,875.00	8,593.00	7,953.00
11 -4380-523900- OTHER MEDICAL SUPPLIES	500.00	8.45	625.00	750.00	.00
11 -4380-525000- VEHICLE SUPPLIES & MATER	600.00	353.40	500.00	750.00	550.00
11 -4380-525002- FUEL/GAS/DIESEL	9,720.00	7,472.17	8,500.00	10,625.00	9,500.00
11 -4380-526000- OFFICE SUPPLIES & MATERI	1,600.00	1,122.92	1,500.00	2,100.00	2,100.00
11 -4380-526900- NON-EXPENDABLE OFFICE SU	500.00	101.83	750.00	.00	.00
11 -4380-529100- DATA PROCESSING SUPPLIES	.00	.00	.00	.00	.00
11 -4380-529200- DATA PROCESSING-SOFTWARE	.00	.00	.00	.00	.00
11 -4380-529900- MISCELLANEOUS SUPPLIES	.00	.00	.00	.00	.00
11 -4380-529907- MISC SUPPLIES-TRAPS/OTHE	5,000.00	1,795.99	2,250.00	5,000.00	5,000.00
11 -4380-531100- TRAVEL	1,300.00	.00	3,000.00	3,000.00	3,000.00
11 -4380-532000- COMMUNICATIONS	7,100.00	5,342.46	7,500.00	10,500.00	10,500.00
11 -4380-533000- UTILITIES	.00	.00	.00	.00	.00
11 -4380-533100- ELECTRICITY	.00	.00	.00	.00	.00
11 -4380-534000- PRINTING & BINDING	600.00	481.35	1,300.00	1,820.00	1,820.00
11 -4380-535200- REPAIRS & MAINT-EQUIP	500.00	.00	500.00	500.00	500.00
11 -4380-535300- REPAIRS & MAINT-VEHICLES	5,000.00	1,964.62	5,000.00	5,000.00	5,000.00
11 -4380-539100- LEGAL ADVERTISING	.00	.00	.00	.00	.00
11 -4380-539500- TRAINING-EMPLOYEE EDUC E	1,350.00	.00	3,500.00	5,000.00	5,000.00
11 -4380-543900- RENT OF EQUIPMENT	1,800.00	528.63	1,800.00	2,520.00	2,520.00
11 -4380-545000- INSURANCE & BONDING	.00	.00	.00	.00	2,035.00
11 -4380-545200- VEHICLE INS	3,000.00	2,830.00	3,000.00	3,000.00	3,000.00
11 -4380-551000- C/O-OFFICE FURN & EQUIP	.00	.00	.00	.00	.00

05/03/2018  
13:30:46

HAYWOOD COUNTY  
FY 2018-2019 GENERAL FUND PROPOSED BUDGET  
ADMIN. RECOMMENDATIONS

GENERAL	FY 2016-2017 REVISED BUDG	FY 2017-2018 YTD ACTUAL THRU 03/31	FY 2017-2018 REVISED BUDG THRU 03/31	FY 2018-2019 DEPARTMENT REQUEST	FY 2018-2019 ADMIN RECOM
11 -4380-552000- C/O-DATA PROC EQUIP	.00	.00	.00	.00	.00
11 -4380-552100- C/O-DATA PROCESSING-SOFT	.00	.00	.00	.00	.00
11 -4380-554000- C/O-MOTOR VEHICLES	.00	.00	30,000.00	58,000.00	58,000.00
11 -4380-555000- C/O-OTHER EQUIPMENT	7,500.00	7,399.65	7,500.00	21,000.00	11,500.00
11 -4380-569900- OTHER CONTRACTS, GRANTS,	.00	.00	.00	.00	.00
11 -4380-569900-1HAWA OTHER CONTRACTS, GR	37,000.00	11,115.00	25,000.00	25,000.00	25,000.00
TOTAL ANIMAL SERVICES	589,631.00	419,777.30	663,806.00	874,487.00	853,601.00

05/03/2018  
13:30:46

HAYWOOD COUNTY  
FY 2018-2019 GENERAL FUND PROPOSED BUDGET  
ADMIN. RECOMMENDATIONS

GENERAL	FY 2016-2017 REVISED BUDG	FY 2017-2018 YTD ACTUAL THRU 03/31	FY 2017-2018 REVISED BUDG THRU 03/31	FY 2018-2019 DEPARTMENT REQUEST	FY 2018-2019 ADMIN RECOM
-----					
MASS TRANSIT					
11 -4520-569900- OTHER CONTRACTS, GRANTS,	254,822.00	144,176.07	278,822.00	278,822.00	443,822.00
TOTAL MASS TRANSIT	254,822.00	144,176.07	278,822.00	278,822.00	443,822.00

HAYWOOD COUNTY  
FY 2018-2019 GENERAL FUND PROPOSED BUDGET  
ADMIN. RECOMMENDATIONS

GENERAL	FY 2016-2017 REVISED BUDG	FY 2017-2018 YTD ACTUAL THRU 03/31	FY 2017-2018 REVISED BUDG THRU 03/31	FY 2018-2019 DEPARTMENT REQUEST	FY 2018-2019 ADMIN RECOM
-----					
EROSION CONTROL PROGRAM					
11 -4730-512100- SALARIES & WAGES-REGULAR	109,300.00	.00	.00	.00	.00
11 -4730-512200- SALARIES & WAGES-OVERTIM	.00	.00	.00	.00	.00
11 -4730-512600- SALARIES & WAGES-TEMP &	.00	.00	.00	.00	.00
11 -4730-512700- SALARIES & WAGES-LONGEVI	3,258.00	.00	.00	.00	.00
11 -4730-515000- CLOTHING ALLOWANCE	.00	.00	.00	.00	.00
11 -4730-518100- SOCIAL SECURITY CONTRIB	8,610.00	.00	.00	.00	.00
11 -4730-518200- RETIREMENT CONTRIB	8,160.00	.00	.00	.00	.00
11 -4730-518202- ST 401(K) SUPP RET INC P	.00	.00	.00	.00	.00
11 -4730-518204- CO CONTRIB-401(K) SUPP R	2,251.00	.00	.00	.00	.00
11 -4730-518300- HOSPITALIZATION INS CONT	22,142.00	.00	.00	.00	.00
11 -4730-518500- UNEMPLOYMENT COMP CONTRI	.00	.00	.00	.00	.00
11 -4730-518600- WORKERS' COMP CONTRIB	1,442.00	.00	.00	.00	.00
11 -4730-518900- OTHER FRINGE BENEFITS-LI	106.00	.00	.00	.00	.00
11 -4730-519200- PROF SERVICES-LEGAL	.00	.00	.00	.00	.00
11 -4730-519900- PROF SERVICES-OTHER	125.00	.00	.00	.00	.00
11 -4730-523100- SPECIAL PROGRAM MATERIAL	.00	.00	.00	.00	.00
11 -4730-523100-01019 SPECIAL PRGM MATLS	.00	.00	.00	.00	.00
11 -4730-525000- VEHICLE SUPPLIES & MATER	.00	.00	.00	.00	.00
11 -4730-525002- FUEL/GAS/DIESEL	750.00	.00	.00	.00	.00
11 -4730-526000- OFFICE SUPPLIES & MATERI	150.00	.00	.00	.00	.00
11 -4730-526900- NON-EXPENDABLE OFFICE SU	.00	.00	.00	.00	.00
11 -4730-529100- DATA PROCESSING SUPPLIES	.00	.00	.00	.00	.00
11 -4730-529200- DATA PROCESSING-SOFTWARE	.00	.00	.00	.00	.00
11 -4730-529900- MISCELLANEOUS SUPPLIES	.00	.00	.00	.00	.00
11 -4730-531100- TRAVEL	165.00	.00	.00	.00	.00
11 -4730-532000- COMMUNICATIONS	360.00	.00	.00	.00	.00
11 -4730-534000- PRINTING & BINDING	.00	.00	.00	.00	.00
11 -4730-535200- REPAIRS & MAINT-EQUIP	.00	.00	.00	.00	.00
11 -4730-535300- REPAIRS & MAINT-VEHICLES	300.00	.00	.00	.00	.00
11 -4730-539100- LEGAL ADVERTISING	.00	.00	.00	.00	.00
11 -4730-539500- TRAINING-EMPLOYEE EDUC E	.00	.00	.00	.00	.00
11 -4730-543900- RENT OF EQUIPMENT	900.00	.00	.00	.00	.00
11 -4730-545200- VEHICLE INS	800.00	.00	.00	.00	.00
11 -4730-549100- DUES & SUBSCRIPTIONS	100.00	.00	.00	.00	.00
11 -4730-549300- CASH SHORT (OVER)	.00	.00	.00	.00	.00
11 -4730-551000- C/O-OFFICE FURN & EQUIP	.00	.00	.00	.00	.00
11 -4730-552000- C/O-DATA PROC EQUIP	.00	.00	.00	.00	.00
11 -4730-552000-01019 C/O-DATA PROC EQUIP	.00	.00	.00	.00	.00
11 -4730-552100- C/O-DATA PROCESSING-SOFT	.00	.00	.00	.00	.00
11 -4730-554000- C/O-MOTOR VEHICLES	.00	.00	.00	.00	.00
11 -4730-554000-01019 C/O-MOTOR VEHICLES-	.00	.00	.00	.00	.00
11 -4730-555000- C/O-OTHER EQUIPMENT	.00	.00	.00	.00	.00
11 -4730-555000-01019 C/O-OTHER EQUIPMENT	.00	.00	.00	.00	.00

05/03/2018  
13:30:46

HAYWOOD COUNTY  
FY 2018-2019 GENERAL FUND PROPOSED BUDGET  
ADMIN. RECOMMENDATIONS

PAGE 55

GENERAL	FY 2016-2017 REVISED BUDG	FY 2017-2018 YTD ACTUAL THRU 03/31	FY 2017-2018 REVISED BUDG THRU 03/31	FY 2018-2019 DEPARTMENT REQUEST	FY 2018-2019 ADMIN RECOM
-----					
TOTAL EROSION CONTROL PROGRAM	158,919.00	.00	.00	.00	.00

HAYWOOD COUNTY  
FY 2018-2019 GENERAL FUND PROPOSED BUDGET  
ADMIN. RECOMMENDATIONS

GENERAL	FY 2016-2017 REVISED BUDG	FY 2017-2018 YTD ACTUAL THRU 03/31	FY 2017-2018 REVISED BUDG THRU 03/31	FY 2018-2019 DEPARTMENT REQUEST	FY 2018-2019 ADMIN RECOM
-----					
DEVELOPMENT SERVICES					
11 -4910-512100- SALARIES & WAGES-REGULAR	244,984.00	197,258.82	293,099.00	292,309.00	292,310.00
11 -4910-512200- SALARIES & WAGES-OVERTIM	.00	.00	.00	.00	.00
11 -4910-512600- SALARIES & WAGES-TEMP &	.00	10,471.07	11,317.00	11,000.00	.00
11 -4910-512700- SALARIES & WAGES-LONGEVI	6,983.00	5,486.56	8,707.00	6,128.00	6,128.00
11 -4910-517000- BOARD MEMBER EXPENSE	.00	.00	.00	.00	.00
11 -4910-518100- SOCIAL SECURITY CONTRIB	18,040.00	15,092.76	23,954.00	23,672.00	22,830.00
11 -4910-518200- RETIREMENT CONTRIB	17,968.00	15,249.44	22,847.00	23,427.00	23,427.00
11 -4910-518202- ST 401(K) SUPP RET INC P	.00	.00	.00	.00	.00
11 -4910-518204- CO CONTRIB-401(K) SUPP R	4,897.00	4,028.73	6,036.00	5,969.00	5,969.00
11 -4910-518300- HOSPITALIZATION INS CONT	53,084.00	47,509.42	69,875.00	90,000.00	90,000.00
11 -4910-518500- UNEMPLOYMENT COMP CONTRI	.00	.00	.00	.00	.00
11 -4910-518600- WORKERS' COMP CONTRIB	1,118.00	1,800.00	1,800.00	4,794.00	2,711.00
11 -4910-518900- OTHER FRINGE BENEFITS-LI	304.00	199.37	293.00	383.00	383.00
11 -4910-519200- PROF SERVICES-LEGAL	.00	.00	.00	.00	.00
11 -4910-519500- PROF SERVICES-SURVEYING	.00	.00	.00	.00	.00
11 -4910-519900- PROF SERVICES-OTHER	.00	.00	1,700.00	2,000.00	2,000.00
11 -4910-521300- UNIFORMS	.00	.00	.00	.00	.00
11 -4910-522000- FOOD & PROVISIONS	.00	.00	.00	.00	.00
11 -4910-525000- VEHICLE SUPPLIES & MATER	100.00	.00	.00	300.00	300.00
11 -4910-525002- FUEL/GAS/DIESEL	400.00	339.19	978.00	975.00	650.00
11 -4910-526000- OFFICE SUPPLIES & MATERI	870.00	313.72	700.00	1,000.00	1,000.00
11 -4910-526900- NON-EXPENDABLE OFFICE SU	130.00	548.00	1,375.00	1,000.00	1,000.00
11 -4910-529100- DATA PROCESSING SUPPLIES	350.00	.00	.00	250.00	250.00
11 -4910-529200- DATA PROCESSING-SOFTWARE	.00	.00	.00	.00	.00
11 -4910-529900- MISCELLANEOUS SUPPLIES	.00	.00	.00	.00	.00
11 -4910-529908- BOARD MEMBER EXPENSE	150.00	.00	250.00	250.00	250.00
11 -4910-531100- TRAVEL	350.00	.00	1,400.00	1,400.00	1,400.00
11 -4910-532000- COMMUNICATIONS	1,236.00	567.55	1,400.00	1,500.00	1,500.00
11 -4910-532010- COMMUNIC.-EE CELL PHONE	.00	.00	.00	.00	.00
11 -4910-533000- UTILITIES	.00	.00	.00	.00	.00
11 -4910-534000- PRINTING & BINDING	.00	.00	.00	.00	.00
11 -4910-535200- REPAIRS & MAINT-EQUIP	796.00	12.50	500.00	500.00	500.00
11 -4910-535201- MAINTENANCE CONTRACTS	.00	.00	.00	.00	.00
11 -4910-535300- REPAIRS & MAINT-VEHICLES	400.00	33.23	900.00	1,000.00	1,000.00
11 -4910-535400- PROSPECT DEVELOPEMENT	.00	.00	.00	.00	.00
11 -4910-537000- ADVERTISING	.00	.00	.00	.00	.00
11 -4910-537100- MARKETING	.00	.00	.00	.00	.00
11 -4910-539100- LEGAL ADVERTISING	.00	.00	.00	.00	.00
11 -4910-539400- CLEANING SERVICES	.00	.00	.00	.00	.00
11 -4910-539500- TRAINING-EMPLOYEE EDUC E	900.00	170.00	1,500.00	1,500.00	1,500.00
11 -4910-543200- RENT OF T/W, POSTAGE MTR	.00	.00	.00	.00	.00
11 -4910-543900- RENT OF EQUIPMENT	750.00	253.07	1,650.00	1,000.00	1,000.00
11 -4910-545000- INSURANCE & BONDING	.00	.00	.00	.00	1,451.00

05/03/2018  
13:30:46

HAYWOOD COUNTY  
FY 2018-2019 GENERAL FUND PROPOSED BUDGET  
ADMIN. RECOMMENDATIONS

PAGE 57

GENERAL	FY 2016-2017 REVISED BUDG	FY 2017-2018 YTD ACTUAL THRU 03/31	FY 2017-2018 REVISED BUDG THRU 03/31	FY 2018-2019 DEPARTMENT REQUEST	FY 2018-2019 ADMIN RECOM
11 -4910-545200- VEHICLE INS	800.00	1,509.00	1,550.00	1,650.00	1,650.00
11 -4910-549100- DUES & SUBSCRIPTIONS	1,200.00	650.65	1,300.00	1,300.00	1,300.00
11 -4910-549900- MISCELLANEOUS CHARGES	.00	.00	.00	.00	.00
11 -4910-551000- C/O-OFFICE FURN & EQUIP	.00	.00	.00	.00	.00
11 -4910-552000- C/O-DATA PROC EQUIP	.00	.00	.00	.00	.00
11 -4910-552100- C/O-DATA PROCESSING-SOFT	.00	.00	.00	.00	.00
11 -4910-554000- C/O-MOTOR VEHICLES	4,000.00	.00	.00	.00	.00
11 -4910-555000- C/O-OTHER EQUIPMENT	.00	.00	.00	.00	.00
11 -4910-563000- AID TO OTHER GOVTL UNITS	.00	.00	.00	.00	.00
TOTAL DEVELOPMENT SERVICES	359,810.00	301,493.08	453,131.00	473,307.00	460,509.00



HAYWOOD COUNTY  
FY 2018-2019 GENERAL FUND PROPOSED BUDGET  
ADMIN. RECOMMENDATIONS

GENERAL	FY 2016-2017 REVISED BUDG	FY 2017-2018 YTD ACTUAL THRU 03/31	FY 2017-2018 REVISED BUDG THRU 03/31	FY 2018-2019 DEPARTMENT REQUEST	FY 2018-2019 ADMIN RECOM
-----					
ECONOMIC DEVELOPMENT					
11 -4920-512100- SALARIES & WAGES-REGULAR	.00	.00	.00	.00	44,633.00
11 -4920-512700- SALARIES & WAGES-LONGEVI	.00	.00	.00	.00	1,593.00
11 -4920-518100- SOCIAL SECURITY CONTRIB	.00	.00	.00	.00	3,536.00
11 -4920-518200- RETIREMENT CONTRIB	.00	.00	.00	.00	3,509.00
11 -4920-518204- CO CONTRIB-401(K) SUPP R	.00	.00	.00	.00	925.00
11 -4920-518300- HOSPITALIZATION INS CONT	.00	.00	.00	.00	6,000.00
11 -4920-518500- UNEMPLOYMENT COMP CONTRI	.00	.00	.00	.00	.00
11 -4920-518600- WORKERS' COMP CONTRIB	.00	.00	.00	.00	90.00
11 -4920-518900- OTHER FRINGE BENEFITS-LI	.00	.00	.00	.00	.00
11 -4920-531100- TRAVEL	.00	.00	.00	.00	2,000.00
11 -4920-539500- TRAINING-EMPLOYEE EDUC E	1,500.00	.00	.00	.00	2,000.00
11 -4920-545000- INSURANCE & BONDING	.00	.00	.00	.00	.00
11 -4920-569900- OTHER CONTRIB, GRANTS, E	223,059.00	167,294.25	223,059.00	223,059.00	223,059.00
11 -4920-569900-EcD1 OTHER CONTRACTS/GRAN	.00	.00	.00	.00	.00
11 -4920-569900-EcD2 OTHER CONTR/GRNTS-EC	258,500.00	2,700.00	2,826.00	36,000.00	36,000.00
TOTAL ECONOMIC DEVELOPMENT	483,059.00	169,994.25	225,885.00	259,059.00	323,345.00

05/03/2018  
13:30:46

HAYWOOD COUNTY  
FY 2018-2019 GENERAL FUND PROPOSED BUDGET  
ADMIN. RECOMMENDATIONS

PAGE 59

GENERAL	FY 2016-2017 REVISED BUDG	FY 2017-2018 YTD ACTUAL THRU 03/31	FY 2017-2018 REVISED BUDG THRU 03/31	FY 2018-2019 DEPARTMENT REQUEST	FY 2018-2019 ADMIN RECOM
-----					
TOURISM DEVELOPMENT					
11 -4923-569900- OTHER CONTRACTS, GRANTS,	1,546,026.00	1,000,361.07	1,486,880.00	1,635,568.00	1,635,568.00
TOTAL TOURISM DEVELOPMENT	1,546,026.00	1,000,361.07	1,486,880.00	1,635,568.00	1,635,568.00

05/03/2018  
 13:30:46

HAYWOOD COUNTY  
 FY 2018-2019 GENERAL FUND PROPOSED BUDGET  
 ADMIN. RECOMMENDATIONS

GENERAL	FY 2016-2017 REVISED BUDG	FY 2017-2018 YTD ACTUAL THRU 03/31	FY 2017-2018 REVISED BUDG THRU 03/31	FY 2018-2019 DEPARTMENT REQUEST	FY 2018-2019 ADMIN RECOM
-----					
COMMUNITY DEVELOPMENT					
11 -4930-519926- PROF. SRVS.-APPRAISALS	.00	.00	.00	.00	.00
11 -4930-563000-17TOC AID TO OTHER GOVTL	.00	.00	.00	.00	.00
11 -4930-569900- OTHER CONTRACTS, GRANTS,	.00	.00	.00	.00	.00
11 -4930-569902- OTHER CONTR,GRNTS-HAYWOO	.00	.00	.00	.00	.00
11 -4930-569904- OTHER CONTR,GRNTS-WNC CO	7,000.00	7,000.00	7,000.00	.00	7,000.00
11 -4930-569907- OTHER CONTR,GRNTS-HYW CO	10,500.00	10,500.00	10,500.00	10,500.00	10,500.00
11 -4930-569970-11BRN OTHER CONTR.GRNTS	100,732.00	.00	.00	.00	.00
11 -4930-569980- OTHER CONTR.-DEMOLITION	.00	.00	.00	.00	.00
TOTAL COMMUNITY DEVELOPMENT	118,232.00	17,500.00	17,500.00	10,500.00	17,500.00

05/03/2018  
13:30:46

HAYWOOD COUNTY  
FY 2018-2019 GENERAL FUND PROPOSED BUDGET  
ADMIN. RECOMMENDATIONS

PAGE 61

GENERAL	FY 2016-2017 REVISED BUDG	FY 2017-2018 YTD ACTUAL THRU 03/31	FY 2017-2018 REVISED BUDG THRU 03/31	FY 2018-2019 DEPARTMENT REQUEST	FY 2018-2019 ADMIN RECOM
-----					
SPECIAL EMPLOYMENT PROGRAMS					
11 -4940-569908- OTHER CONTR,GRNTS-ST FRA	.00	.00	.00	10,000.00	10,000.00
TOTAL SPECIAL EMPLOYMENT PROGRAMS	.00	.00	.00	10,000.00	10,000.00

HAYWOOD COUNTY  
FY 2018-2019 GENERAL FUND PROPOSED BUDGET  
ADMIN. RECOMMENDATIONS

GENERAL	FY 2016-2017 REVISED BUDG	FY 2017-2018 YTD ACTUAL THRU 03/31	FY 2017-2018 REVISED BUDG THRU 03/31	FY 2018-2019 DEPARTMENT REQUEST	FY 2018-2019 ADMIN RECOM
-----					
EXTENSION OFFICE					
11 -4950-519900- PROF SERVICES-OTHER	.00	.00	.00	.00	.00
11 -4950-521100- JANITORIAL SUPPLIES	.00	.00	.00	.00	.00
11 -4950-522000- FOOD & KITCHEN SUPPLIES	1,000.00	369.31	600.00	1,100.00	1,100.00
11 -4950-523100- SPECIAL PROGRAM MATERIAL	13.00	258.01	500.00	750.00	750.00
11 -4950-523100-04FCS SPEC.PROGR.MAT. FCS	10,000.00	1,846.25	13,000.00	7,500.00	7,500.00
11 -4950-523100-4H-YC 4H-YOUTH COUNCIL PR	6,427.00	.00	6,000.00	6,000.00	6,000.00
11 -4950-523100-4HORT SPEC.PROGR.MAT-HORT	7,000.00	758.48	5,000.00	5,000.00	5,000.00
11 -4950-523103- SPEC PGM MATERIAL-EDUC	385.00	.00	.00	.00	.00
11 -4950-523104-4H-UW 4-H UNITED WAY PRGM	9,000.00	3,151.80	5,000.00	6,800.00	6,800.00
11 -4950-523104-4HGEN 4-H GEN.CONTR.EXPEN	.00	.00	.00	.00	.00
11 -4950-523104-4HPGM 4-H PROGRAM FEE SUP	7,000.00	4,736.52	6,500.00	6,000.00	6,000.00
11 -4950-524001- CONSTRUCTION & REPAIR SU	.00	.00	.00	.00	.00
11 -4950-525001- EQUIPMENT SUPPLIES & MAT	.00	.00	.00	.00	.00
11 -4950-525002-4HPGM FUEL/GAS/DIESEL	.00	.00	.00	.00	.00
11 -4950-525005- VEHICLE EXPENSE - 4-H VA	.00	.00	.00	.00	.00
11 -4950-526000- OFFICE SUPPLIES & MATERI	3,000.00	2,967.50	3,400.00	3,500.00	3,500.00
11 -4950-526900- NON-EXPENDABLE OFFICE SU	.00	.00	.00	.00	.00
11 -4950-529100- DATA PROCESSING SUPPLIES	.00	.00	.00	1,000.00	1,000.00
11 -4950-529200- DATA PROCESSING-SOFTWARE	.00	.00	.00	.00	.00
11 -4950-529800-1MGVA DEPARTMENTAL SUPPLI	.00	2,348.81	9,000.00	14,000.00	14,000.00
11 -4950-529900- MISCELLANEOUS SUPPLIES	.00	.00	.00	.00	.00
11 -4950-531100- TRAVEL	2,800.00	1,313.53	2,000.00	2,500.00	2,500.00
11 -4950-532000- COMMUNICATIONS	3,250.00	2,361.59	3,250.00	3,500.00	3,500.00
11 -4950-534000- PRINTING & BINDING	.00	.00	.00	.00	.00
11 -4950-535200- REPAIRS & MAINT-EQUIP	200.00	.00	500.00	750.00	500.00
11 -4950-537100- MARKETING	250.00	35.00	350.00	850.00	350.00
11 -4950-539300- TEMPORARY HELP SERVICES	.00	.00	.00	.00	.00
11 -4950-539500- TRAINING-EMPLOYEE EDUC E	652.00	409.00	450.00	1,000.00	1,000.00
11 -4950-543900- RENT OF EQUIPMENT	2,000.00	371.39	2,200.00	8,554.00	8,554.00
11 -4950-549100- DUES & SUBSCRIPTIONS	1,050.00	842.20	1,300.00	1,500.00	1,300.00
11 -4950-551000- C/O-OFFICE FURN & EQUIP	.00	.00	.00	2,025.00	1,400.00
11 -4950-552000- C/O-DATA PROC EQUIP	.00	.00	.00	.00	.00
11 -4950-552100- C/O-DATA PROCESSING-SOFT	.00	.00	.00	.00	.00
11 -4950-555000- C/O-OTHER EQUIPMENT	.00	.00	.00	.00	.00
11 -4950-569301- PYMTS ON CO-OP AGRMT-PAY	257,412.00	144,631.59	242,345.00	248,938.00	249,092.00
11 -4950-569900- OTHER CONTRACTS, GRANTS,	.00	.00	.00	.00	.00
11 -4950-569900-1MGVA OTHR CONTR., GRANTS	.00	50.00	1,000.00	.00	.00
11 -4950-569900-4H-UW 4-H UN.WAY GRNT SCH	.00	.00	.00	.00	.00
TOTAL EXTENSION OFFICE	311,439.00	166,450.98	302,395.00	321,267.00	319,846.00

05/03/2018  
13:30:46

HAYWOOD COUNTY  
FY 2018-2019 GENERAL FUND PROPOSED BUDGET  
ADMIN. RECOMMENDATIONS

PAGE 63

GENERAL	FY 2016-2017 REVISED BUDG	FY 2017-2018 YTD ACTUAL THRU 03/31	FY 2017-2018 REVISED BUDG THRU 03/31	FY 2018-2019 DEPARTMENT REQUEST	FY 2018-2019 ADMIN RECOM
-----					
SOIL CONSERVATION-100% COUNTY					
11 -4960-512100- SALARIES & WAGES-REGULAR	160,164.00	97,474.18	133,911.00	149,091.00	134,091.00
11 -4960-512200- SALARIES & WAGES-OVERTIM	.00	.00	.00	.00	.00
11 -4960-512600- SALARIES & WAGES-TEMP &	.00	.00	432.00	15,000.00	.00
11 -4960-512700- SALARIES & WAGES-LONGEVI	4,568.00	1,295.28	2,893.00	3,160.00	3,160.00
11 -4960-518100- SOCIAL SECURITY CONTRIB	12,602.00	6,955.28	11,646.00	11,647.00	11,647.00
11 -4960-518200- RETIREMENT CONTRIB	11,944.00	7,427.62	10,356.00	10,774.00	10,774.00
11 -4960-518202- ST 401(K) SUPP RET INC P	.00	.00	.00	.00	.00
11 -4960-518204- CO CONTRIB-401(K) SUPP R	3,294.00	1,962.40	2,736.00	2,745.00	2,745.00
11 -4960-518300- HOSPITALIZATION INS CONT	33,213.00	18,816.00	32,250.00	36,000.00	36,000.00
11 -4960-518500- UNEMPLOYMENT COMP CONTRI	.00	.00	.00	.00	.00
11 -4960-518600- WORKERS' COMP CONTRIB	924.00	730.00	730.00	751.00	376.00
11 -4960-518900- OTHER FRINGE BENEFITS-LI	211.00	97.66	135.00	153.00	153.00
11 -4960-519900- PROF SERV-OTHER-TRANSITI	.00	.00	.00	.00	.00
11 -4960-519918- PROF SERV-ENGINEERING FE	.00	.00	15,000.00	.00	15,000.00
11 -4960-532001- COMMUNICATIONS-FARMLAND	3,000.00	.00	3,000.00	3,000.00	3,000.00
11 -4960-545000- INSURANCE & BONDING	.00	.00	.00	.00	1,598.00
11 -4960-563000- AID TO OTHER GOVTL UNITS	27,829.00	17,396.25	29,529.00	30,529.00	30,529.00
11 -4960-569300- PYMTS ON CO-OP AGRMT	2,200.00	.00	2,200.00	2,200.00	2,200.00
11 -4960-569900- OTHER CONTRACTS, GRANTS,	.00	.00	.00	.00	.00
TOTAL SOIL CONSERVATION-100% COUNTY	259,949.00	152,154.67	244,818.00	265,050.00	251,273.00

HAYWOOD COUNTY  
FY 2018-2019 GENERAL FUND PROPOSED BUDGET  
ADMIN. RECOMMENDATIONS

GENERAL	FY 2016-2017 REVISED BUDG	FY 2017-2018 YTD ACTUAL THRU 03/31	FY 2017-2018 REVISED BUDG THRU 03/31	FY 2018-2019 DEPARTMENT REQUEST	FY 2018-2019 ADMIN RECOM
-----					
SOIL & WATER CONSERV-AG ENG I					
11 -4961-512100- SALARIES & WAGES-REGULAR	.00	.00	.00	.00	.00
11 -4961-512700- SALARIES & WAGES-LONGEVI	.00	.00	.00	.00	.00
11 -4961-518100- SOCIAL SECURITY CONTRIB	.00	.00	.00	.00	.00
11 -4961-518200- RETIREMENT CONTRIB	.00	.00	.00	.00	.00
11 -4961-518202- ST 401(K) SUPP RET INC P	.00	.00	.00	.00	.00
11 -4961-518204- CO CONTRIB-401(K) SUPP R	.00	.00	.00	.00	.00
11 -4961-518300- HOSPITALIZATION INS CONT	.00	.00	.00	.00	.00
11 -4961-518500- UNEMPLOYMENT COMP CONTRI	.00	.00	.00	.00	.00
11 -4961-518600- WORKERS' COMP CONTRIB	.00	.00	.00	.00	.00
11 -4961-518900- OTHER FRINGE BENEFITS-LI	.00	.00	.00	.00	.00
TOTAL SOIL & WATER CONSERV-AG ENG I	.00	.00	.00	.00	.00

HAYWOOD COUNTY  
FY 2018-2019 GENERAL FUND PROPOSED BUDGET  
ADMIN. RECOMMENDATIONS

GENERAL	FY 2016-2017 REVISED BUDG	FY 2017-2018 YTD ACTUAL THRU 03/31	FY 2017-2018 REVISED BUDG THRU 03/31	FY 2018-2019 DEPARTMENT REQUEST	FY 2018-2019 ADMIN RECOM
-----					
SOIL & WATER CONSERV-AG TECH					
11 -4963-512100- SALARIES & WAGES-REGULAR	50,102.00	38,611.37	53,519.00	53,591.00	53,591.00
11 -4963-512200- SALARIES & WAGES-OVERTIM	.00	.00	.00	.00	.00
11 -4963-512700- SALARIES & WAGES-LONGEVI	1,278.00	.00	1,365.00	1,367.00	1,367.00
11 -4963-518100- SOCIAL SECURITY CONTRIB	3,931.00	2,129.68	4,199.00	4,204.00	4,204.00
11 -4963-518200- RETIREMENT CONTRIB	3,725.00	2,906.43	4,154.00	4,314.00	4,314.00
11 -4963-518202- ST 401(K) SUPP RET INC P	.00	.00	.00	.00	.00
11 -4963-518204- CO CONTRIB-401(K) SUPP R	1,027.00	767.98	1,098.00	1,099.00	1,099.00
11 -4963-518300- HOSPITALIZATION INS CONT	11,071.00	8,064.00	10,750.00	12,000.00	12,000.00
11 -4963-518500- UNEMPLOYMENT COMP CONTRI	.00	.00	.00	.00	.00
11 -4963-518600- WORKERS' COMP CONTRIB	661.00	703.00	703.00	723.00	362.00
11 -4963-518900- OTHER FRINGE BENEFITS-LI	53.00	33.84	45.00	51.00	51.00
11 -4963-563000- AID TO OTHER GOVTL UNITS	10,450.00	6,768.75	11,150.00	12,000.00	12,000.00
TOTAL SOIL & WATER CONSERV-AG TECH	82,298.00	59,985.05	86,983.00	89,349.00	88,988.00



HAYWOOD COUNTY  
FY 2018-2019 GENERAL FUND PROPOSED BUDGET  
ADMIN. RECOMMENDATIONS

GENERAL	FY 2016-2017 REVISED BUDG	FY 2017-2018 YTD ACTUAL THRU 03/31	FY 2017-2018 REVISED BUDG THRU 03/31	FY 2018-2019 DEPARTMENT REQUEST	FY 2018-2019 ADMIN RECOM
-----					
HEALTH					
11 -5110-512100- SALARIES & WAGES-REGULAR	1,639,793.00	1,084,679.33	1,570,936.00	1,496,272.00	1,496,272.00
11 -5110-512100-16EVD SAL & WAG-PERM FT &	.00	.00	.00	.00	.00
11 -5110-512200- SALARIES & WAGES-OVERTIM	.00	.00	.00	.00	.00
11 -5110-512600- SALARIES & WAGES-TEMP &	20,445.00	30,556.21	8,231.00	8,000.00	8,000.00
11 -5110-512600-03BIO SALARIES & WAGES-TE	.00	.00	.00	.00	.00
11 -5110-512700- SALARIES & WAGES-LONGEVI	29,248.00	16,709.06	27,336.00	21,590.00	21,590.00
11 -5110-517000- BOARD MEMBER EXPENSE	.00	.00	.00	.00	.00
11 -5110-518100- SOCIAL SECURITY CONTRIB	128,431.00	83,748.83	122,897.00	116,728.00	116,728.00
11 -5110-518100-03BIO SOCIAL SECURITY CON	.00	.00	.00	.00	.00
11 -5110-518200- RETIREMENT CONTRIB	121,493.00	82,773.22	120,989.00	118,697.00	118,697.00
11 -5110-518202- ST 401(K) SUPP RET INC P	.00	.00	.00	.00	.00
11 -5110-518204- CO CONTRIB-401(K) SUPP R	33,516.00	21,869.11	31,965.00	30,357.00	30,357.00
11 -5110-518300- HOSPITALIZATION INS CONT	385,321.00	233,940.14	357,814.00	390,480.00	390,480.00
11 -5110-518500- UNEMPLOYMENT COMP CONTRI	2,314.00	.00	.00	.00	.00
11 -5110-518600- WORKERS' COMP CONTRIB	14,627.00	15,131.00	15,131.00	28,924.00	15,002.00
11 -5110-518900- OTHER FRINGE BENEFITS-LI	1,905.00	1,069.81	1,547.00	1,711.00	1,711.00
11 -5110-519100- PROF SERVICES-ACCTG	.00	.00	.00	.00	.00
11 -5110-519200- PROF SERVICES-LEGAL	.00	.00	.00	.00	.00
11 -5110-519300- PROF SERVICES-MEDICAL	8,000.00	2,600.00	7,800.00	.00	.00
11 -5110-519300-03BIO PROF SERVICES-MEDIC	.00	.00	.00	.00	.00
11 -5110-519900- PROF SERVICES-OTHER	13,000.00	3,200.19	12,550.00	13,000.00	5,000.00
11 -5110-519900-03BIO PROF SERVICES-OTHER	.00	.00	.00	.00	.00
11 -5110-521100- JANITORIAL SUPPLIES	150.00	102.35	150.00	150.00	150.00
11 -5110-521100-03BIO JANITORIAL SUPPLIES	.00	.00	.00	.00	.00
11 -5110-523000- EDUCATIONAL & MEDICAL SU	.00	.00	.00	2,630.00	2,630.00
11 -5110-523000-54520 EDUCATIONAL & MEDIC	.00	.00	.00	14,000.00	14,000.00
11 -5110-523100- SPECIAL PROGRAM MATERIAL	.00	.00	.00	2,000.00	2,000.00
11 -5110-523100-03BIO SPECIAL PROGRAM MAT	.00	.00	.00	.00	.00
11 -5110-523100-57150 SPECIAL PROGRAM MAT	.00	.00	.00	700.00	700.00
11 -5110-523800- DRUGS	10,000.00	28.48	10,000.00	6,000.00	6,000.00
11 -5110-523900- OTHER MEDICAL SUPPLIES	.00	.00	.00	500.00	500.00
11 -5110-525002- FUEL/GAS/DIESEL	6,500.00	3,220.69	5,100.00	6,000.00	5,000.00
11 -5110-526000- OFFICE SUPPLIES & MATERI	16,490.00	2,682.79	6,700.00	6,000.00	6,000.00
11 -5110-526000-03BIO OFFICE SUPPLIES & M	545.00	157.13	550.00	400.00	400.00
11 -5110-526900- NON-EXPENDABLE OFFICE SU	14,920.00	4,994.77	7,155.00	5,600.00	5,600.00
11 -5110-526900-03BIO NON-EXPENDABLE OFFI	107.00	.00	500.00	.00	.00
11 -5110-529100- DATA PROCESSING SUPPLIES	.00	.00	.00	.00	.00
11 -5110-529200- DATA PROCESSING-SOFTWARE	.00	.00	.00	.00	.00
11 -5110-529900- MISCELLANEOUS SUPPLIES	.00	.00	.00	.00	.00
11 -5110-529908- BOARD MEMBER EXPENSE	1,200.00	530.84	1,200.00	1,200.00	1,200.00
11 -5110-531100- TRAVEL	9,459.00	4,854.54	10,000.00	9,000.00	9,000.00
11 -5110-531100-03BIO TRAVEL-BIOTERRORISM	267.00	.00	100.00	.00	.00
11 -5110-532000- COMMUNICATIONS	18,820.00	14,538.49	20,000.00	21,000.00	21,000.00

HAYWOOD COUNTY  
FY 2018-2019 GENERAL FUND PROPOSED BUDGET  
ADMIN. RECOMMENDATIONS

GENERAL	FY 2016-2017 REVISED BUDG	FY 2017-2018 YTD ACTUAL THRU 03/31	FY 2017-2018 REVISED BUDG THRU 03/31	FY 2018-2019 DEPARTMENT REQUEST	FY 2018-2019 ADMIN RECOM
11 -5110-532010- COMMUNIC.-EE CELL PHONE	.00	.00	.00	.00	.00
11 -5110-533100- ELECTRICITY	.00	.00	.00	.00	.00
11 -5110-534100- VACCINE	94,721.00	58,424.53	106,000.00	85,000.00	85,000.00
11 -5110-534200- CLINIC SUPPLIES	15,000.00	10,539.03	15,000.00	13,000.00	13,000.00
11 -5110-534300- X-RAY FILM	.00	.00	.00	.00	.00
11 -5110-534400- LABORATORY SUPPLIES	10,871.00	3,946.31	10,000.00	9,000.00	9,000.00
11 -5110-535200- REPAIRS & MAINT-EQUIP	19,646.00	13,509.46	22,407.00	17,700.00	17,700.00
11 -5110-535200-03BIO REPAIRS & MAINT-EQU	.00	.00	.00	.00	.00
11 -5110-535300- REPAIRS & MAINT-VEHICLES	3,835.00	2,107.12	4,500.00	2,700.00	2,700.00
11 -5110-535600- MEETING EXPENSE	.00	103.55	300.00	300.00	300.00
11 -5110-537000- ADVERTISING	6,432.00	390.00	1,440.00	.00	.00
11 -5110-539500- TRAINING-EMPLOYEE EDUC E	7,625.00	2,411.75	9,000.00	7,000.00	7,000.00
11 -5110-539500-03BIO TRAINING EMPLOYEE B	81.00	.00	500.00	.00	.00
11 -5110-541100- RENT OF LAND	.00	.00	.00	.00	.00
11 -5110-542000- RENTAL OF DP EQUIP	19,449.00	19,449.00	21,600.00	23,760.00	23,760.00
11 -5110-542001- SITE LICENSES - DATA PRO	.00	.00	.00	.00	.00
11 -5110-543200- RENT OF T/W, POSTAGE MTR	2,000.00	1,984.00	1,984.00	2,000.00	2,000.00
11 -5110-543900- RENT OF EQUIPMENT	7,162.00	1,626.94	7,162.00	4,500.00	4,500.00
11 -5110-545000- INSURANCE & BONDING	.00	.00	.00	.00	13,941.00
11 -5110-545200- VEHICLE INS	3,120.00	3,183.00	3,375.00	3,960.00	3,960.00
11 -5110-545300- FIDELITY INS	.00	.00	.00	.00	.00
11 -5110-545400- PROF LIABILITY INS	4,204.00	2,010.00	4,204.00	3,850.00	3,850.00
11 -5110-549100- DUES & SUBSCRIPTIONS	12,500.00	10,377.73	13,500.00	13,500.00	13,500.00
11 -5110-549100-03BIO DUES & SUBSCRIPTION	.00	.00	.00	.00	.00
11 -5110-549300- CASH OVER/(SHORT)	20.00	.00	20.00	20.00	20.00
11 -5110-549500- OPERATING EXPENSE	.00	.00	.00	29,000.00	29,000.00
11 -5110-549901- MISC CHRGS-BANK CRD FEES	1,100.00	398.76	1,100.00	1,100.00	1,100.00
11 -5110-551000- C/O-OFFICE FURN & EQUIP	.00	.00	.00	.00	.00
11 -5110-551000-03BIO C/O - FURN & EQUIP	.00	.00	.00	.00	.00
11 -5110-552000- C/O-DATA PROC EQUIP	14,298.00	.00	.00	.00	.00
11 -5110-552000-03BIO C/O-DATA PROC EQUIP	.00	.00	.00	.00	.00
11 -5110-552100- C/O-DATA PROCESSING-SOFT	.00	.00	.00	.00	.00
11 -5110-554000- C/O-MOTOR VEHICLES	12,326.00	.00	10,920.00	10,920.00	10,920.00
11 -5110-554000-03BIO C/O-MOT VEH-BIO GRA	.00	.00	.00	.00	.00
11 -5110-555000- C/O-OTHER EQUIPMENT	3,408.00	.00	.00	.00	.00
11 -5110-559000- C/O-OTHER STRUCTURES, IM	.00	.00	.00	.00	.00
11 -5110-559000-03BIO C/O OTHER STRUCTURE	.00	.00	.00	.00	.00
TOTAL HEALTH	2,714,349.00	1,737,848.16	2,571,663.00	2,528,249.00	2,519,268.00

HAYWOOD COUNTY  
FY 2018-2019 GENERAL FUND PROPOSED BUDGET  
ADMIN. RECOMMENDATIONS

GENERAL	FY 2016-2017 REVISED BUDG	FY 2017-2018 YTD ACTUAL THRU 03/31	FY 2017-2018 REVISED BUDG THRU 03/31	FY 2018-2019 DEPARTMENT REQUEST	FY 2018-2019 ADMIN RECOM
-----					
IMMUNIZATION ACTION					
11 -5112-523100- SPECIAL PROGRAM MATERIAL	738.00	658.35	700.00	.00	.00
11 -5112-526900- NON-EXPENDABLE OFFICE SU	.00	.00	.00	.00	.00
11 -5112-531100- TRAVEL	.00	.00	.00	.00	.00
11 -5112-535200- REPAIRS & MAINT-EQUIP	.00	.00	.00	.00	.00
11 -5112-539500- TRAINING-EMPLOYEE EDUC E	.00	.00	.00	.00	.00
11 -5112-551000- C/O-OFFICE FURN & EQUIP	.00	.00	.00	.00	.00
11 -5112-552000- C/O-DATA PROC EQUIP	.00	.00	.00	.00	.00
TOTAL IMMUNIZATION ACTION	738.00	658.35	700.00	.00	.00

## FY 2018-2019 GENERAL FUND PROPOSED BUDGET

## ADMIN. RECOMMENDATIONS

GENERAL	FY 2016-2017 REVISED BUDG	FY 2017-2018 YTD ACTUAL THRU 03/31	FY 2017-2018 REVISED BUDG THRU 03/31	FY 2018-2019 DEPARTMENT REQUEST	FY 2018-2019 ADMIN RECOM
DENTAL CLINIC					
11 -5113-512100- SALARIES & WAGES-REGULAR	339,537.00	245,934.33	354,500.00	341,855.00	341,855.00
11 -5113-512200- SALARIES & WAGES-OVERTIM	.00	.00	.00	.00	.00
11 -5113-512600- SALARIES & WAGES-TEMP &	.00	.00	.00	.00	.00
11 -5113-512700- SALARIES & WAGES-LONGEVI	2,558.00	1,444.83	2,636.00	1,503.00	1,503.00
11 -5113-515000- CLOTHING ALLOWANCE	150.00	.00	.00	.00	.00
11 -5113-518100- SOCIAL SECURITY CONTRIB	24,253.00	16,482.01	27,321.00	26,267.00	26,267.00
11 -5113-518200- RETIREMENT CONTRIB	25,047.00	18,629.20	27,035.00	26,851.00	26,851.00
11 -5113-518202- ST 401(K) SUPP RET INC P	.00	.00	.00	.00	.00
11 -5113-518204- CO CONTRIB-401(K) SUPP R	6,825.00	4,921.96	7,143.00	6,867.00	6,867.00
11 -5113-518300- HOSPITALIZATION INS CONT	53,204.00	38,080.00	53,750.00	60,000.00	60,000.00
11 -5113-518500- UNEMPLOYMENT COMP CONTRI	.00	.00	.00	.00	.00
11 -5113-518600- WORKERS' COMP CONTRIB	877.00	913.00	913.00	1,812.00	906.00
11 -5113-518900- OTHER FRINGE BENEFITS-LI	317.00	193.64	271.00	306.00	306.00
11 -5113-519300- PROF SERVICES-MEDICAL	.00	.00	.00	.00	.00
11 -5113-519900- PROF SERVICES-OTHER	29,493.00	17,650.84	23,450.00	26,000.00	26,000.00
11 -5113-521100- JANITORIAL SUPPLIES	.00	.00	.00	.00	.00
11 -5113-521300- UNIFORMS	.00	.00	.00	.00	.00
11 -5113-523800- DRUGS	.00	.00	.00	.00	.00
11 -5113-523900- OTHER MEDICAL SUPPLIES	27,501.00	32,845.06	41,700.00	49,000.00	49,000.00
11 -5113-523900-5HHF2 OTHER MEDICAL SUPPL	.00	.00	.00	.00	.00
11 -5113-526000- OFFICE SUPPLIES & MATERI	953.00	320.71	1,500.00	1,500.00	1,500.00
11 -5113-526900- NON-EXPENDABLE OFFICE SU	1,101.00	3,994.91	5,557.00	3,400.00	3,400.00
11 -5113-526900-8HHF1 NON-EXPEND.CLINIC S	.00	925.75	1,576.00	.00	.00
11 -5113-529900- MISC DEPT'L SUPPLIES	.00	.00	.00	.00	.00
11 -5113-531100- TRAVEL	.00	.00	100.00	500.00	500.00
11 -5113-532000- COMMUNICATIONS	2,209.00	2,118.77	2,400.00	2,500.00	2,500.00
11 -5113-535200- REPAIRS & MAINT-EQUIP	3,737.00	3,915.00	8,500.00	11,000.00	11,000.00
11 -5113-537000- ADVERTISING	.00	.00	.00	.00	.00
11 -5113-539500- TRAINING-EMPLOYEE EDUC E	545.00	665.00	1,000.00	700.00	700.00
11 -5113-543900- RENT OF EQUIPMENT	2,000.00	290.63	1,496.00	1,500.00	1,500.00
11 -5113-545400- PROF LIABILITY INS	1,482.00	2,070.00	2,070.00	2,300.00	2,300.00
11 -5113-549100- DUES & SUBSCRIPTIONS	1,413.00	872.64	2,134.00	1,420.00	1,420.00
11 -5113-549901- MISC CHRGS-BANK CARD FEE	2,266.00	1,300.86	1,700.00	1,932.00	1,932.00
11 -5113-551000- C/O-OFFICE FURN & EQUIP	.00	2,527.52	15,545.00	.00	.00
11 -5113-551000-5HHF2 C/O-OFFICE FURN	.00	.00	.00	.00	.00
11 -5113-551000-8HHF1 C/O-OFFICE FURN	.00	4,996.00	4,996.00	.00	.00
11 -5113-552000- C/O-DATA PROC EQUIP	.00	.00	.00	.00	.00
11 -5113-552100- C/O-DATA PROCESSING-SOFT	.00	.00	.00	.00	.00
11 -5113-555701- C/O LAND IMPROVEMENTS	.00	.00	.00	.00	.00
11 -5113-557000- C/O-LAND	.00	.00	.00	.00	.00
11 -5113-558000- C/O-BLDGS, STRUCTURES &	.00	.00	.00	.00	.00
TOTAL DENTAL CLINIC	525,468.00	401,092.66	587,293.00	567,213.00	566,307.00

05/03/2018  
13:30:46

HAYWOOD COUNTY  
FY 2018-2019 GENERAL FUND PROPOSED BUDGET  
ADMIN. RECOMMENDATIONS

PAGE 70

GENERAL	FY 2016-2017 REVISED BUDG	FY 2017-2018 YTD ACTUAL THRU 03/31	FY 2017-2018 REVISED BUDG THRU 03/31	FY 2018-2019 DEPARTMENT REQUEST	FY 2018-2019 ADMIN RECOM
-----					
CHILD HEALTH					
11 -5120-523100- SPECIAL PROGRAM MATERIAL	.00	.00	.00	.00	.00
11 -5120-523104- SPEC PGM MATRL-EPSDT OUT	.00	.00	.00	.00	.00
11 -5120-526900- NON-EXPENDABLE OFFICE SU	.00	.00	.00	.00	.00
11 -5120-529908- BOARD MEMBER EXPENSE	.00	.00	.00	.00	.00
11 -5120-539500- TRAINING-EMPLOYEE EDUC E	385.00	.00	.00	.00	.00
11 -5120-549500- OPERATING EXPENSE	2,253.00	1,597.57	2,630.00	.00	.00
11 -5120-549600- CLINICIAN	.00	.00	.00	.00	.00
11 -5120-549700- PROFESSIONAL FEES	.00	.00	.00	.00	.00
11 -5120-549800- SCHOOL HEALTH FUND	.00	.00	.00	.00	.00
11 -5120-551000- C/O-OFFICE FURN & EQUIP	.00	.00	.00	.00	.00
11 -5120-552000- C/O-DATA PROC EQUIP	.00	.00	.00	.00	.00
TOTAL CHILD HEALTH	2,638.00	1,597.57	2,630.00	.00	.00

05/03/2018  
13:30:46

HAYWOOD COUNTY  
FY 2018-2019 GENERAL FUND PROPOSED BUDGET  
ADMIN. RECOMMENDATIONS

PAGE 71

GENERAL	FY 2016-2017 REVISED BUDG	FY 2017-2018 YTD ACTUAL THRU 03/31	FY 2017-2018 REVISED BUDG THRU 03/31	FY 2018-2019 DEPARTMENT REQUEST	FY 2018-2019 ADMIN RECOM
-----					
FAMILY PLANNING					
11 -5130-515005- DAY TRIP MEALS PD BY ER	.00	.00	.00	.00	.00
11 -5130-519300- PROF SERVICES-MEDICAL	1,500.00	.00	.00	.00	.00
11 -5130-519900- PROF SERVICES-OTHER	.00	.00	.00	.00	.00
11 -5130-526900- NON-EXPENDABLE OFFICE SU	.00	.00	.00	.00	.00
11 -5130-549500- OPERATING EXPENSE	25,857.00	22,154.44	29,000.00	.00	.00
11 -5130-549700- PROFESSIONAL FEES	.00	.00	.00	.00	.00
11 -5130-551000- C/O-OFFICE FURN & EQUIP	.00	.00	.00	.00	.00
11 -5130-552000- C/O-DATA PROC EQUIP	.00	.00	.00	.00	.00
TOTAL FAMILY PLANNING	27,357.00	22,154.44	29,000.00	.00	.00

HAYWOOD COUNTY  
FY 2018-2019 GENERAL FUND PROPOSED BUDGET  
ADMIN. RECOMMENDATIONS

GENERAL	FY 2016-2017 REVISED BUDG	FY 2017-2018 YTD ACTUAL THRU 03/31	FY 2017-2018 REVISED BUDG THRU 03/31	FY 2018-2019 DEPARTMENT REQUEST	FY 2018-2019 ADMIN RECOM
-----					
ADULT HEALTH SERVICES					
11 -5151-512100-5NCCI SAL & WAG-PERM FT &	.00	.00	.00	.00	.00
11 -5151-519900-5NCCI PROF SERVICES-OTHER	.00	.00	.00	.00	.00
11 -5151-523000- EDUCATIONAL & MEDICAL SU	3,243.00	3,112.85	5,000.00	5,000.00	5,000.00
11 -5151-523000-00048 EDUCATIONAL & MEDIC	.00	.00	.00	.00	.00
11 -5151-523000-5NCCI EDUCATIONAL & MEDIC	.00	.00	.00	.00	.00
11 -5151-523100- SPECIAL PROGRAM MATERIAL	7,500.00	160.86	4,855.00	2,835.00	2,835.00
11 -5151-523100-16EVD SPECIAL PROGRAM MAT	5,875.00	.00	.00	.00	.00
11 -5151-523100-16MCO SPECIAL PROGRAM MAT	3,022.00	.00	.00	.00	.00
11 -5151-523100-5HHF1 SPECIAL PROGRAM MAT	.00	1,179.00	3,800.00	.00	.00
11 -5151-523102- SPEC PGM.WORKSITE WELLINE	.00	2,110.48	5,000.00	5,000.00	5,000.00
11 -5151-526000-16EVD OFFICE SUPPLIES & M	.00	.00	.00	.00	.00
11 -5151-526000-5NCCI OFFICE SUPPLIES & M	.00	.00	.00	.00	.00
11 -5151-526900- NON-EXPENDABLE OFFICE SU	.00	.00	.00	.00	.00
11 -5151-526900-16EVD NON-EXPENDABLE OFFI	.00	.00	.00	.00	.00
11 -5151-531100-16EVD TRAVEL	.00	.00	.00	.00	.00
11 -5151-532000-16EVD COMMUNICATIONS	1,500.00	245.00	500.00	.00	.00
11 -5151-537000-5NCCI ADVERTISING	.00	.00	.00	.00	.00
11 -5151-539500-16EVD TRAINING-EMPLOYEE E	230.00	.00	.00	.00	.00
11 -5151-543900- RENT OF EQUIPMENT	.00	.00	.00	.00	.00
11 -5151-549500-5NCCI OPERATING EXPENSE	.00	.00	.00	.00	.00
11 -5151-551000- C/O-OFFICE FURN & EQUIP	.00	.00	.00	.00	.00
11 -5151-552000- C/O-DATA PROC EQUIP	.00	.00	.00	.00	.00
11 -5151-552000-16EVD C/O-DATA PROC EQUIP	.00	.00	.00	.00	.00
11 -5151-552000-5NCCI C/O-DATA PROC EQUIP	.00	.00	.00	.00	.00
11 -5151-553000- C/O-MEDICAL EQUIP	.00	.00	.00	.00	.00
11 -5151-553000-16EVD C/O-MEDICAL EQUIP	.00	.00	.00	.00	.00
11 -5151-559000- C/O-OTHER STRUCTURES, IM	.00	.00	.00	.00	.00
11 -5151-559300- LANDSCAPING & SITE DEV	.00	.00	.00	.00	.00
11 -5151-569900- OTHER CONTRACTS, GRANTS,	.00	.00	.00	.00	.00
TOTAL ADULT HEALTH SERVICES	21,370.00	6,808.19	19,155.00	12,835.00	12,835.00

05/03/2018  
13:30:46

HAYWOOD COUNTY  
FY 2018-2019 GENERAL FUND PROPOSED BUDGET  
ADMIN. RECOMMENDATIONS

PAGE 73

GENERAL	FY 2016-2017 REVISED BUDG	FY 2017-2018 YTD ACTUAL THRU 03/31	FY 2017-2018 REVISED BUDG THRU 03/31	FY 2018-2019 DEPARTMENT REQUEST	FY 2018-2019 ADMIN RECOM
-----					
COMP BREAST & CERV CANCER CNTL					
11 -5158-519300- PROF SERVICES-MEDICAL	17,000.00	2,856.47	16,000.00	.00	.00
11 -5158-519901- PROF SERVICES-OTHER-LAB	.00	.00	.00	.00	.00
11 -5158-523000- EDUCATIONAL & MEDICAL SU	100.00	.00	.00	.00	.00
11 -5158-526900- NON-EXPENDABLE OFFICE SU	.00	.00	.00	.00	.00
11 -5158-551000- C/O-OFFICE FURN & EQUIP	.00	.00	.00	.00	.00
11 -5158-552000- C/O-DATA PROC EQUIP	.00	.00	.00	.00	.00
TOTAL COMP BREAST & CERV CANCER CNTL	17,100.00	2,856.47	16,000.00	.00	.00



HAYWOOD COUNTY  
FY 2018-2019 GENERAL FUND PROPOSED BUDGET  
ADMIN. RECOMMENDATIONS

GENERAL	FY 2016-2017 REVISED BUDG	FY 2017-2018 YTD ACTUAL THRU 03/31	FY 2017-2018 REVISED BUDG THRU 03/31	FY 2018-2019 DEPARTMENT REQUEST	FY 2018-2019 ADMIN RECOM
-----					
AMER CANCER SOC-PROJECT ASSIST					
11 -5159-512100- SAL & WAG-PERM FT & PERM	.00	.00	.00	.00	.00
11 -5159-512700- SALARIES & WAGES-LONGEVI	.00	.00	.00	.00	.00
11 -5159-518100- SOCIAL SECURITY CONTRIB	.00	.00	.00	.00	.00
11 -5159-518200- RETIREMENT CONTRIB	.00	.00	.00	.00	.00
11 -5159-518204- CO CONTRIB-401(K) SUPP R	.00	.00	.00	.00	.00
11 -5159-518300- HOSPITALIZATION INS CONT	.00	.00	.00	.00	.00
11 -5159-518500- UNEMPLOYMENT COMP CONTRI	2,314.00	.00	.00	.00	.00
11 -5159-518600- WORKERS' COMP CONTRIB	.00	.00	.00	.00	.00
11 -5159-518900- OTHER FRINGE BENEFITS-LI	.00	.00	.00	.00	.00
11 -5159-519900- PROF SERVICES-OTHER	.00	.00	.00	.00	.00
11 -5159-523100- SPECIAL PROGRAM MATERIAL	.00	.00	.00	.00	.00
11 -5159-526900- NON-EXPENDABLE OFFICE SU	.00	.00	.00	.00	.00
11 -5159-531100- TRAVEL	.00	.00	.00	.00	.00
11 -5159-532000- COMMUNICATIONS	.00	.00	.00	.00	.00
11 -5159-532010- COMMUNIC.-EE CELL PHONE	.00	.00	.00	.00	.00
11 -5159-539500- TRAINING-EMPLOYEE EDUC E	.00	.00	.00	.00	.00
11 -5159-549500- OPERATING EXPENSE	.00	.00	.00	.00	.00
11 -5159-551000- C/O-OFFICE FURN & EQUIP	.00	.00	.00	.00	.00
11 -5159-552000- C/O-DATA PROC EQUIP	.00	.00	.00	.00	.00
11 -5159-558000- C/O-BLDGS, STRUCTURES &	.00	.00	.00	.00	.00
TOTAL AMER CANCER SOC-PROJECT ASSIST	2,314.00	.00	.00	.00	.00

05/03/2018  
13:30:46

HAYWOOD COUNTY  
FY 2018-2019 GENERAL FUND PROPOSED BUDGET  
ADMIN. RECOMMENDATIONS

PAGE 75

GENERAL	FY 2016-2017 REVISED BUDG	FY 2017-2018 YTD ACTUAL THRU 03/31	FY 2017-2018 REVISED BUDG THRU 03/31	FY 2018-2019 DEPARTMENT REQUEST	FY 2018-2019 ADMIN RECOM
-----					
WIC					
11 -5170-512100- SALARIES & WAGES-REGULAR	173,972.00	122,585.34	178,445.00	174,967.00	174,967.00
11 -5170-512600- SALARIES & WAGES-TEMP &	11,119.00	5,921.14	23,600.00	8,000.00	8,000.00
11 -5170-512700- SALARIES & WAGES-LONGEVI	2,277.00	1,693.96	2,336.00	2,328.00	2,328.00
11 -5170-518100- SOCIAL SECURITY CONTRIB	14,334.00	9,825.83	14,646.00	14,175.00	14,175.00
11 -5170-518200- RETIREMENT CONTRIB	12,778.00	9,325.95	13,685.00	13,864.00	13,864.00
11 -5170-518204- CO CONTRIB-401(K) SUPP R	3,525.00	2,463.91	3,615.00	3,546.00	3,546.00
11 -5170-518300- HOSPITALIZATION INS CONT	55,215.00	36,288.00	53,750.00	60,000.00	60,000.00
11 -5170-518500- UNEMPLOYMENT COMP CONTRI	.00	.00	.00	.00	.00
11 -5170-518600- WORKERS' COMP CONTRIB	473.00	481.00	481.00	959.00	480.00
11 -5170-518900- OTHER FRINGE BENEFITS-LI	264.00	159.80	226.00	255.00	255.00
11 -5170-519900- PROF SERVICES-OTHER	430.00	.00	400.00	100.00	100.00
11 -5170-526900- NON-EXPENDABLE OFFICE SU	.00	.00	.00	.00	.00
11 -5170-531100- TRAVEL	355.00	.00	200.00	100.00	100.00
11 -5170-539500- TRAINING-EMPLOYEE EDUC E	500.00	60.00	200.00	100.00	100.00
11 -5170-543900- RENT OF EQUIPMENT	861.00	804.38	1,600.00	886.00	886.00
11 -5170-549500- OPERATING EXPENSE	4,599.00	1,085.91	1,250.00	100.00	100.00
11 -5170-549600- CLINICIAN	.00	.00	.00	.00	.00
11 -5170-551000- C/O-OFFICE FURN & EQUIP	.00	.00	.00	.00	.00
11 -5170-552000- C/O-DATA PROC EQUIP	.00	.00	.00	.00	.00
11 -5170-552100- C/O-DATA PROCESSING-SOFT	.00	.00	.00	.00	.00
<b>TOTAL WIC</b>	<b>280,702.00</b>	<b>190,695.22</b>	<b>294,434.00</b>	<b>279,380.00</b>	<b>278,901.00</b>

HAYWOOD COUNTY  
FY 2018-2019 GENERAL FUND PROPOSED BUDGET  
ADMIN. RECOMMENDATIONS

GENERAL	FY 2016-2017 REVISED BUDG	FY 2017-2018 YTD ACTUAL THRU 03/31	FY 2017-2018 REVISED BUDG THRU 03/31	FY 2018-2019 DEPARTMENT REQUEST	FY 2018-2019 ADMIN RECOM
-----					
MATERNAL HEALTH					
11 -5180-512100- SALARIES & WAGES-REGULAR	.00	.00	.00	.00	.00
11 -5180-518100- SOCIAL SECURITY CONTRIB	.00	.00	.00	.00	.00
11 -5180-518200- RETIREMENT CONTRIB	.00	.00	.00	.00	.00
11 -5180-518300- HOSPITALIZATION INS CONT	.00	.00	.00	.00	.00
11 -5180-518600- WORKERS' COMP CONTRIB	.00	.00	.00	.00	.00
11 -5180-518900- OTHER FRINGE BENEFITS-LI	.00	.00	.00	.00	.00
11 -5180-519300- PROF SERVICES-MEDICAL	.00	.00	.00	.00	.00
11 -5180-519309- PROF SERVICES-MED-ROCI	.00	.00	.00	.00	.00
11 -5180-526900- NON-EXPENDABLE OFFICE SU	.00	.00	.00	.00	.00
11 -5180-529902- MISC SUPLS-MARCH OF DIME	.00	.00	.00	.00	.00
11 -5180-532000- COMMUNICATIONS	.00	.00	.00	.00	.00
11 -5180-539500- TRAINING-EMPLOYEE EDUC E	.00	.00	.00	.00	.00
11 -5180-549500- OPERATING EXPENSE	1,826.00	46.62	500.00	.00	.00
11 -5180-551000- C/O-OFFICE FURN & EQUIP	.00	.00	.00	.00	.00
11 -5180-552000- C/O-DATA PROC EQUIP	.00	.00	.00	.00	.00
TOTAL MATERNAL HEALTH	1,826.00	46.62	500.00	.00	.00

HAYWOOD COUNTY  
FY 2018-2019 GENERAL FUND PROPOSED BUDGET  
ADMIN. RECOMMENDATIONS

GENERAL	FY 2016-2017 REVISED BUDG	FY 2017-2018 YTD ACTUAL THRU 03/31	FY 2017-2018 REVISED BUDG THRU 03/31	FY 2018-2019 DEPARTMENT REQUEST	FY 2018-2019 ADMIN RECOM
-----					
ENVIRONMENTAL HEALTH					
11 -5181-512100- SAL & WAG-PERM FT & PERM	430,031.00	330,526.69	448,437.00	495,281.00	495,281.00
11 -5181-512200- SALARIES & WAGES-OVERTIM	.00	.00	.00	.00	.00
11 -5181-512700- SALARIES & WAGES-LONGEVI	7,763.00	3,127.93	8,261.00	8,247.00	8,247.00
11 -5181-518100- SOCIAL SECURITY CONTRIB	33,491.00	24,789.38	34,938.00	38,520.00	38,520.00
11 -5181-518200- RETIREMENT CONTRIB	31,740.00	25,110.12	34,572.00	39,376.00	39,376.00
11 -5181-518204- CO CONTRIB-401(K) SUPP R	8,756.00	6,634.18	9,134.00	10,071.00	10,071.00
11 -5181-518300- HOSPITALIZATION INS CONT	96,355.00	73,472.00	96,750.00	120,000.00	120,000.00
11 -5181-518500- UNEMPLOYMENT COMP CONTRI	.00	.00	.00	.00	.00
11 -5181-518600- WORKERS' COMP CONTRIB	5,675.00	5,885.00	5,885.00	13,373.00	6,687.00
11 -5181-518900- OTHER PRINGE BENEFITS-LI	462.00	308.32	406.00	510.00	510.00
11 -5181-519313- PROF SVC-MED-SUSAN KOMEN	.00	.00	.00	.00	.00
11 -5181-519900- PROF SERVICES-OTHER	.00	.00	.00	.00	.00
11 -5181-521100- JANITORIAL SUPPLIES	.00	.00	.00	.00	.00
11 -5181-523001- EDUC & MED-SUSAN KOMEN G	.00	.00	.00	.00	.00
11 -5181-523100- SPECIAL PROGRAM MATERIAL	.00	.00	.00	.00	.00
11 -5181-523100-16ZKA SPECIAL PROGRAM MAT	.00	.00	.00	.00	.00
11 -5181-523100-18MTS SPECIAL PROGRAM MAT	.00	3,334.69	11,188.00	16,000.00	16,000.00
11 -5181-525002- FUEL/GAS/DIESEL	7,000.00	5,047.28	7,000.00	8,000.00	7,000.00
11 -5181-526000- OFFICE SUPPLIES & MATERI	1,000.00	995.34	1,500.00	1,500.00	1,500.00
11 -5181-526900- NON-EXPENDABLE OFFICE SU	12,369.00	973.00	1,550.00	1,400.00	1,400.00
11 -5181-529300- OTHER SUPPLIES & MATERIA	40,447.00	7,508.06	11,700.00	12,000.00	12,000.00
11 -5181-531100- TRAVEL	5,600.00	1,270.83	5,000.00	5,000.00	5,000.00
11 -5181-531100-18MTS TRAVEL	.00	1,000.00	1,000.00	.00	.00
11 -5181-532000- COMMUNICATIONS	7,226.00	4,508.29	7,250.00	7,000.00	7,000.00
11 -5181-532010- COMMUNIC.-EE CELL PHONE	.00	.00	.00	.00	.00
11 -5181-535200- REPAIRS & MAINT-EQUIP	109.00	.00	7,830.00	8,490.00	8,490.00
11 -5181-535300- REPAIRS & MAINT-VEHICLES	3,000.00	2,744.57	4,000.00	3,000.00	3,000.00
11 -5181-539500- TRAINING-EMPLOYEE EDUC E	1,400.00	740.00	2,000.00	1,200.00	1,200.00
11 -5181-543900- RENT OF EQUIPMENT	1,500.00	253.07	500.00	600.00	600.00
11 -5181-545000- INSURANCE & BONDING	.00	.00	.00	.00	3,196.00
11 -5181-545200- VEHICLE INS	4,350.00	4,528.00	4,800.00	8,250.00	8,250.00
11 -5181-549100- DUES & SUBSCRIPTIONS	1,020.00	863.52	1,000.00	1,100.00	1,100.00
11 -5181-549500- OPERATING EXPENSE	.00	.00	.00	.00	.00
11 -5181-549901- MISC CHARGES-BANK CRD FE	2,518.00	1,899.89	2,000.00	2,900.00	2,900.00
11 -5181-551000- C/O-OFFICE FURN & EQUIP	3,215.00	.00	7,000.00	.00	.00
11 -5181-552000- C/O-DATA PROC EQUIP	15,960.00	.00	.00	.00	.00
11 -5181-553000-18MTS C/O-MEDICAL EQUIP	.00	3,638.10	3,812.00	.00	.00
11 -5181-554000- C/O-MOTOR VEHICLES	.00	.00	31,000.00	53,100.00	53,100.00
TOTAL ENVIRONMENTAL HEALTH	720,987.00	509,158.26	748,513.00	854,918.00	850,428.00

05/03/2018  
13:30:46

HAYWOOD COUNTY  
FY 2018-2019 GENERAL FUND PROPOSED BUDGET  
ADMIN. RECOMMENDATIONS

PAGE 78

GENERAL	FY 2016-2017 REVISED BUDG	FY 2017-2018 YTD ACTUAL THRU 03/31	FY 2017-2018 REVISED BUDG THRU 03/31	FY 2018-2019 DEPARTMENT REQUEST	FY 2018-2019 ADMIN RECOM
-----					
COMMUN./T-B CONTROL PROJECT					
11 -5185-526900- NON-EXPENDABLE OFFICE SU	.00	.00	.00	.00	.00
11 -5185-549500- OPERATING EXPENSE	2,229.00	660.70	2,000.00	.00	.00
11 -5185-551000- C/O-OFFICE FURN & EQUIP	.00	.00	.00	.00	.00
11 -5185-552000- C/O-DATA PROC EQUIP	.00	.00	.00	.00	.00
TOTAL COMMUN./T-B CONTROL PROJECT	2,229.00	660.70	2,000.00	.00	.00

05/03/2018

13:30:46

HAYWOOD COUNTY  
FY 2018-2019 GENERAL FUND PROPOSED BUDGET  
ADMIN. RECOMMENDATIONS

PAGE 79

GENERAL	FY 2016-2017 REVISED BUDG	FY 2017-2018 YTD ACTUAL THRU 03/31	FY 2017-2018 REVISED BUDG THRU 03/31	FY 2018-2019 DEPARTMENT REQUEST	FY 2018-2019 ADMIN RECOM
-----					
MENTAL HEALTH					
11 -5200-563009- AID OTHER GOVTL UNI-ALCO	20,000.00	12,604.59	25,000.00	25,000.00	25,000.00
11 -5200-569302- PYMTS CO-OP AGRMT-MENTAL	80,000.00	40,000.00	80,000.00	80,000.00	80,000.00
TOTAL MENTAL HEALTH	100,000.00	52,604.59	105,000.00	105,000.00	105,000.00

05/03/2018  
13:30:46

HAYWOOD COUNTY  
FY 2018-2019 GENERAL FUND PROPOSED BUDGET  
ADMIN. RECOMMENDATIONS

GENERAL	FY 2016-2017 REVISED BUDG	FY 2017-2018 YTD ACTUAL THRU 03/31	FY 2017-2018 REVISED BUDG THRU 03/31	FY 2018-2019 DEPARTMENT REQUEST	FY 2018-2019 ADMIN RECOM
-----					
HEALTHCARE INITIATIVES					
11 -5250-569900- OTHER CONTRACTS, GRANTS,	.00	3,000,000.00	3,000,000.00	.00	.00
TOTAL HEALTHCARE INITIATIVES	.00	3,000,000.00	3,000,000.00	.00	.00

HAYWOOD COUNTY  
FY 2018-2019 GENERAL FUND PROPOSED BUDGET  
ADMIN. RECOMMENDATIONS

GENERAL	FY 2016-2017 REVISED BUDG	FY 2017-2018 YTD ACTUAL THRU 03/31	FY 2017-2018 REVISED BUDG THRU 03/31	FY 2018-2019 DEPARTMENT REQUEST	FY 2018-2019 ADMIN RECOM
-----					
SOCIAL SERVICES					
11 -5310-512100- SALARIES & WAGES-REGULAR	5,020,517.00	3,585,832.77	5,323,322.00	5,344,792.00	5,344,792.00
11 -5310-512100-99IVD SAL & WAG-PERM FT &	.00	.00	.00	.00	.00
11 -5310-512200- SALARIES & WAGES-OVERTIM	.00	.00	.00	.00	.00
11 -5310-512600- SALARIES & WAGES-TEMP &	45,110.00	24,615.53	60,326.00	35,000.00	35,000.00
11 -5310-512700- SALARIES & WAGES-LONGEVI	81,065.00	68,188.56	90,238.00	81,090.00	81,090.00
11 -5310-515005- DAY TRIP MEALS PD BY ER	3,000.00	238.00	3,000.00	3,000.00	3,000.00
11 -5310-517000- BOARD MEMBER EXPENSE	.00	.00	.00	.00	.00
11 -5310-518100- SOCIAL SECURITY CONTRIB	394,615.00	269,162.10	419,837.00	417,987.00	417,987.00
11 -5310-518100-99IVD SOCIAL SECURITY CON	.00	.00	.00	.00	.00
11 -5310-518200- RETIREMENT CONTRIB	369,763.00	274,455.45	410,412.00	424,304.00	424,304.00
11 -5310-518200-99IVD RETIREMENT CONTRIB	.00	.00	.00	.00	.00
11 -5310-518202- ST 401(K) SUPP RET INC P	.00	.00	.00	.00	.00
11 -5310-518204- CO CONTRIB-401(K) SUPP R	102,004.00	72,466.83	108,431.00	108,518.00	108,518.00
11 -5310-518204-99IVD CO CONTRIB-401(K) S	.00	.00	.00	.00	.00
11 -5310-518300- HOSPITALIZATION INS CONT	1,340,667.00	935,161.03	1,393,899.00	1,566,000.00	1,566,000.00
11 -5310-518500- UNEMPLOYMENT COMP CONTRI	4,621.00	.00	.00	.00	.00
11 -5310-518600- WORKERS' COMP CONTRIB	36,524.00	40,914.00	40,914.00	84,149.00	42,075.00
11 -5310-518900- OTHER FRINGE BENEFITS-LI	6,454.00	3,941.26	5,850.00	6,656.00	6,656.00
11 -5310-519100- PROF SERVICES-ACCTG	5,100.00	4,100.00	5,100.00	5,100.00	5,100.00
11 -5310-519200- PROF SERVICES-LEGAL	33,000.00	.00	.00	.00	.00
11 -5310-519300- PROF SERVICES-MEDICAL	.00	.00	.00	.00	.00
11 -5310-519311- PROF SERVICES-IV-D	38,600.00	23,482.27	34,500.00	34,500.00	34,500.00
11 -5310-519311-99IVD PROF SERVICES-MED-I	50,000.00	14,111.65	50,000.00	54,500.00	54,500.00
11 -5310-519900- PROF SERVICES-OTHER	12,700.00	17,434.71	24,750.00	30,000.00	30,000.00
11 -5310-519900-11EF1 PROF SERVICES-OTHER	.00	.00	.00	.00	.00
11 -5310-519902- PROF SVC-OTHER-IN HOME A	29,000.00	11,371.85	28,528.00	28,528.00	28,528.00
11 -5310-522000- COMMODITIES DISTRIBUTION	.00	.00	.00	.00	.00
11 -5310-523100-12SHP SPECIAL PROGRAMS -	.00	.00	.00	.00	.00
11 -5310-523106- SPECIAL PRGM MATERIAL -	15,472.00	650.74	15,942.00	10,000.00	10,000.00
11 -5310-523106-06LNK SPECIAL PRGM MATERI	30,000.00	4,262.52	8,905.00	10,000.00	10,000.00
11 -5310-523109- SPEC PGM EXP - ADOPTION	.00	.00	.00	.00	.00
11 -5310-525002- FUEL/GAS/DIESEL	17,500.00	9,089.70	11,900.00	14,000.00	14,000.00
11 -5310-526000- OFFICE SUPPLIES & MATERI	30,000.00	11,765.44	23,500.00	25,000.00	25,000.00
11 -5310-526000-99IVD OFFICE SUPPLIES & M	23,836.00	1,507.38	20,000.00	24,500.00	24,500.00
11 -5310-526900- NON-EXPENDABLE OFFICE SU	51,061.00	5,117.02	69,692.00	51,700.00	51,700.00
11 -5310-526900-99IVD NON-EXPEND.OFFICE S	12,227.00	.00	25,000.00	29,500.00	29,500.00
11 -5310-529100- DATA PROCESSING SUPPLIES	5,000.00	.00	5,000.00	5,000.00	5,000.00
11 -5310-529200- DATA PROCESSING-SOFTWARE	.00	.00	.00	.00	.00
11 -5310-529200-99IVD DATA PROCESSING-SOF	23,836.00	738.00	28,905.00	29,500.00	29,500.00
11 -5310-529908- BOARD MEMBER EXPENSE	2,800.00	986.70	2,800.00	2,800.00	2,800.00
11 -5310-531100- TRAVEL	60,000.00	29,257.11	40,000.00	41,000.00	41,000.00
11 -5310-531100-99IVD TRAVEL	23,836.00	1,390.00	20,000.00	24,500.00	24,500.00
11 -5310-532000- COMMUNICATIONS	93,324.00	53,464.06	93,000.00	105,000.00	105,000.00



FY 2018-2019 GENERAL FUND PROPOSED BUDGET

ADMIN. RECOMMENDATIONS

GENERAL	FY 2016-2017 REVISED BUDG	FY 2017-2018 YTD ACTUAL THRU 03/31	FY 2017-2018 REVISED BUDG THRU 03/31	FY 2018-2019 DEPARTMENT REQUEST	FY 2018-2019 ADMIN RECOM
11 -5310-532010- COMMUNIC.-EE CELL PHONE	.00	.00	.00	.00	.00
11 -5310-534000- PRINTING & BINDING	7,544.00	2,675.16	4,000.00	4,000.00	4,000.00
11 -5310-535200- REPAIRS & MAINT-EQUIP	78,391.00	37,673.75	51,540.00	40,713.00	40,713.00
11 -5310-535300- REPAIRS & MAINT-VEHICLES	9,300.00	2,846.36	10,500.00	6,300.00	6,300.00
11 -5310-535600- MEETING EXPENSE	.00	510.68	1,500.00	1,500.00	1,500.00
11 -5310-537000- ADVERTISING	13,868.00	910.00	3,360.00	.00	.00
11 -5310-539100- LEGAL ADVERTISING	3,000.00	2,729.08	6,000.00	8,500.00	8,500.00
11 -5310-539300- TEMPORARY HELP SERVICES	.00	.00	.00	.00	.00
11 -5310-539500- TRAINING-EMPLOYEE EDUC E	10,000.00	3,003.32	11,200.00	10,000.00	10,000.00
11 -5310-539501-11EF1 TRAINING-CLIENT EDU	.00	.00	.00	.00	.00
11 -5310-539906- OTHER SVC-FOOD STAMP ISS	15,285.00	8,717.10	14,889.00	12,000.00	12,000.00
11 -5310-539907- OTHR SVC-ELIGIBILITY VEB	2,130.00	4,093.00	4,145.00	6,000.00	6,000.00
11 -5310-540000- PURCHASED SERVICES-CHILD	.00	.00	.00	.00	.00
11 -5310-542000- RENTAL OF DP EQUIP	60,657.00	37,970.76	61,700.00	67,870.00	67,870.00
11 -5310-542001- SITE LICENSES - DATA PRO	.00	.00	.00	.00	.00
11 -5310-543200- RENT OF T/W, POSTAGE MTR	4,630.00	4,628.00	4,628.00	5,000.00	5,000.00
11 -5310-543900- RENT OF EQUIPMENT	60,000.00	18,690.45	50,000.00	51,000.00	51,000.00
11 -5310-545000- INSURANCE & BONDING	.00	.00	.00	.00	41,656.00
11 -5310-545200- VEHICLE INS	7,038.00	7,428.00	7,875.00	9,240.00	9,240.00
11 -5310-549100- DUES & SUBSCRIPTIONS	4,000.00	3,463.25	4,000.00	4,100.00	4,100.00
11 -5310-549900- MISCELLANEOUS CHARGES	.00	.00	.00	.00	.00
11 -5310-549918-14HEA MISC CHRGP&L PROJ	9,200.00	705.96	8,922.00	8,216.00	8,216.00
11 -5310-551000- C/O-OFFICE FURN & EQUIP	.00	.00	1,050.00	2,000.00	2,000.00
11 -5310-551000-06LNK C/O-OFFICE FURN	.00	.00	1,095.00	.00	.00
11 -5310-551000-99IVD C/O-OFFICE FURN & E	.00	.00	.00	.00	.00
11 -5310-552000- C/O-DATA PROC EQUIP	18,832.00	.00	7,700.00	2,000.00	2,000.00
11 -5310-552000-99IVD C/O-DATA PROC EQUIP	11,609.00	.00	10,000.00	29,500.00	29,500.00
11 -5310-552100- C/O-DATA PROCESSING-SOFT	.00	.00	.00	15,600.00	15,600.00
11 -5310-554000- C/O-MOTOR VEHICLES	28,760.00	.00	25,480.00	25,480.00	25,480.00
11 -5310-555000- C/O-OTHER EQUIPMENT	.00	2,975.00	2,975.00	.00	.00
11 -5310-559001- C/O-BLDG IMPRV	.00	.00	.00	.00	.00
11 -5310-559001-99IVD C/O-IV D-BLDG IMPRV	.00	.00	.00	.00	.00
11 -5310-569970-14DEP DUKE ENERGY ASSISTA	.00	.00	.00	.00	.00
<b>TOTAL SOCIAL SERVICES</b>	<b>8,305,876.00</b>	<b>5,602,724.55</b>	<b>8,656,310.00</b>	<b>8,905,643.00</b>	<b>8,905,225.00</b>

05/03/2018  
13:30:46

HAYWOOD COUNTY  
FY 2018-2019 GENERAL FUND PROPOSED BUDGET  
ADMIN. RECOMMENDATIONS

PAGE 83

GENERAL	FY 2016-2017 REVISED BUDG	FY 2017-2018 YTD ACTUAL THRU 03/31	FY 2017-2018 REVISED BUDG THRU 03/31	FY 2018-2019 DEPARTMENT REQUEST	FY 2018-2019 ADMIN RECOM
-----					
WORK FIRST -NCDOT TRANSPORTION					
11 -5312-531300- TRANSPORTATION OF CLIENT	15,161.00	3,239.76	15,161.00	10,000.00	10,000.00
TOTAL WORK FIRST -NCDOT TRANSPORTION	15,161.00	3,239.76	15,161.00	10,000.00	10,000.00

HAYWOOD COUNTY  
FY 2018-2019 GENERAL FUND PROPOSED BUDGET  
ADMIN. RECOMMENDATIONS

GENERAL	FY 2016-2017 REVISED BUDG	FY 2017-2018 YTD ACTUAL THRU 03/31	FY 2017-2018 REVISED BUDG THRU 03/31	FY 2018-2019 DEPARTMENT REQUEST	FY 2018-2019 ADMIN RECOM
-----					
PUBLIC ASSISTANCE					
11 -5340-532010- COMMUNIC.-EE CELL PHONE	.00	.00	.00	.00	.00
11 -5340-549905- MISC CHARGES-GEN ASSISTA	5,000.00	1,341.41	5,000.00	5,000.00	5,000.00
11 -5340-549905-05WNC GEN ASSISTANCE-FLOO	.00	.00	.00	.00	.00
11 -5340-549905-06HNF MISC CHARGES-GEN-HE	.00	.00	.00	.00	.00
11 -5340-549906- MISC CHARGES-WRK 1ST & E	.00	.00	.00	.00	.00
11 -5340-549907- MISC CHARGES-FOSTER CARE	950,000.00	624,799.37	1,065,095.00	1,339,860.00	1,075,998.00
11 -5340-549908- MISC CHARGES-MEDICAID	.00	.00	.00	230,000.00	230,000.00
11 -5340-549909- MISC CHARGES-AA & AD	522,649.00	416,828.34	503,500.00	554,000.00	554,000.00
11 -5340-549910- MISC CHRGR-CRISIS INTERV-	266,348.00	219,905.12	251,788.00	220,464.00	220,464.00
11 -5340-549910-8ADMN MISC CHRGR-CRISIS IN	.00	.00	.00	.00	.00
11 -5340-549910-LIEAP LOW INCM ENERGY ASS	266,348.00	220,200.00	234,409.00	220,464.00	220,464.00
11 -5340-549911- MISC CHRGR-STATE FOSTER H	515,000.00	247,900.14	524,643.00	777,360.00	530,866.00
11 -5340-549912- MISC CHRGR-FOSTER CHILDRE	10,000.00	5,463.07	10,000.00	10,000.00	10,000.00
11 -5340-549913- MISC CHARGES-AID TO BLIN	5,784.00	5,888.74	5,889.00	6,140.00	6,140.00
11 -5340-549914- MISC CHRGR-ADOPTION ASST	40,318.00	22,324.63	38,636.00	43,200.00	43,200.00
11 -5340-549916- MISC CHRGR-MEDICAID-TRANS	378,283.00	81,817.16	301,219.00	112,000.00	112,000.00
11 -5340-549917- MISC CHRGR-ADULT DAY CARE	.00	.00	.00	10,000.00	10,000.00
11 -5340-549918- MISC CHRGR-DUKE ENER.PROG	8,396.00	13,890.25	19,662.00	15,961.00	15,961.00
11 -5340-549918-7HEMC CRISIS ASSIST.FOR H	75,816.00	35,799.01	98,582.00	133,353.00	133,353.00
11 -5340-549919- MISC CHRGR-FOSTER CARE GI	21,000.00	3,291.15	21,000.00	13,000.00	13,000.00
11 -5340-549919-0HOPE MISC CHRGR-HOPE COLL	.00	.00	.00	.00	.00
11 -5340-549924- MISC CHRGR-IV-E FOSTER CA	84,000.00	950.00	90,000.00	50,000.00	50,000.00
11 -5340-549924-REINV MISC CHRGR-IV-E FOST	.00	.00	.00	.00	.00
11 -5340-549926- DOMESTIC VIOLENCE	.00	.00	.00	.00	.00
<b>TOTAL PUBLIC ASSISTANCE</b>	<b>3,148,942.00</b>	<b>1,900,398.39</b>	<b>3,169,423.00</b>	<b>3,740,802.00</b>	<b>3,230,446.00</b>

HAYWOOD COUNTY  
FY 2018-2019 GENERAL FUND PROPOSED BUDGET  
ADMIN. RECOMMENDATIONS

GENERAL	FY 2016-2017 REVISED BUDG	FY 2017-2018 YTD ACTUAL THRU 03/31	FY 2017-2018 REVISED BUDG THRU 03/31	FY 2018-2019 DEPARTMENT REQUEST	FY 2018-2019 ADMIN RECOM
MEALS ON WHEELS					
11 -5350-512100- SALARIES & WAGES-REGULAR	144,759.00	90,263.87	160,901.00	147,913.00	147,913.00
11 -5350-512200- SALARIES & WAGES-OVERTIM	.00	.00	.00	.00	.00
11 -5350-512600- SALARIES & WAGES-TEMP &	.00	.00	.00	.00	.00
11 -5350-512700- SALARIES & WAGES-LONGEVI	765.00	787.97	3,199.00	1,895.00	1,895.00
11 -5350-518100- SOCIAL SECURITY CONTRIB	10,933.00	6,784.74	12,614.00	11,460.00	11,460.00
11 -5350-518200- RETIREMENT CONTRIB	10,623.00	6,727.02	12,482.00	11,715.00	11,715.00
11 -5350-518202- ST 401(K) SUPP RET INC P	.00	.00	.00	.00	.00
11 -5350-518204- CO CONTRIB-401(K) SUPP R	2,894.00	1,777.31	3,297.00	2,996.00	2,996.00
11 -5350-518300- HOSPITALIZATION INS CONT	52,484.00	34,496.00	53,750.00	60,000.00	60,000.00
11 -5350-518500- UNEMPLOYMENT COMP CONTRI	.00	.00	.00	.00	.00
11 -5350-518600- WORKERS' COMP CONTRIB	1,425.00	1,513.00	1,513.00	3,994.00	1,997.00
11 -5350-518900- OTHER FRINGE BENEFITS-LI	231.00	144.76	226.00	255.00	255.00
11 -5350-519900- PROF SERVICES-OTHER	6,823.00	800.00	2,400.00	.00	.00
11 -5350-521100- JANITORIAL SUPPLIES	.00	.00	.00	.00	.00
11 -5350-522000- FOOD & PROVISIONS	70,000.00	27,886.05	73,186.05	60,000.00	60,000.00
11 -5350-522000-18UWG FOOD SUPPLIES-UNITE	.00	.00	17,500.00	.00	.00
11 -5350-522000-SHHF3 FOOD & KITCHEN SUPP	.00	.00	.00	.00	.00
11 -5350-522001- VOLUNTEER RECOGNITION -	1,250.00	750.00	1,250.00	1,250.00	1,250.00
11 -5350-522004- FOOD FOR MTGS-CATERING	.00	.00	.00	.00	.00
11 -5350-525000- VEHICLE SUPPLIES & MATER	.00	.00	.00	.00	.00
11 -5350-525002- FUEL/GAS/DIESEL	2,500.00	1,614.68	2,254.00	2,804.00	2,804.00
11 -5350-526000- OFFICE SUPPLIES & MATERI	500.00	141.02	400.00	500.00	500.00
11 -5350-526900- NON-EXPENDABLE OFFICE SU	.00	.00	.00	.00	.00
11 -5350-529900- MISCELLANEOUS SUPPLIES	.00	.00	.00	.00	.00
11 -5350-531100- TRAVEL	250.00	.00	200.00	400.00	400.00
11 -5350-532000- COMMUNICATIONS	1,500.00	150.27	1,500.00	800.00	800.00
11 -5350-532010- COMMUNIC.-EE CELL PHONE	.00	.00	.00	.00	.00
11 -5350-535200- REPAIRS & MAINT-EQUIP	1,000.00	2,212.53	4,000.00	3,500.00	3,500.00
11 -5350-535300- REPAIRS & MAINT-VEHICLES	2,400.00	18.75	2,500.00	2,500.00	2,500.00
11 -5350-537000- ADVERTISING	1,100.00	1,071.00	2,300.00	2,300.00	2,300.00
11 -5350-539300- TEMPORARY HELP SERVICES	.00	.00	.00	.00	.00
11 -5350-539500- TRAINING-EMPLOYEE EDUC E	475.00	.00	475.00	1,000.00	1,000.00
11 -5350-543900- RENT OF EQUIPMENT	.00	.00	.00	500.00	500.00
11 -5350-545200- VEHICLE INS	1,500.00	2,122.00	2,250.00	2,475.00	2,475.00
11 -5350-545400- PROF LIABILITY INS	1,634.00	.00	1,700.00	1,700.00	1,700.00
11 -5350-549100- DUES & SUBSCRIPTIONS	500.00	120.00	600.00	600.00	600.00
11 -5350-552000- C/O-DATA PROC EQUIP	.00	.00	.00	.00	.00
11 -5350-555000- C/O-OTHER EQUIPMENT	.00	.00	.00	.00	.00
11 -5350-569902- OTHER CONTR,GRNTS-HAYWOO	.00	.00	.00	.00	.00
TOTAL MEALS ON WHEELS	315,546.00	179,380.97	360,497.00	320,557.00	318,560.00

HAYWOOD COUNTY  
FY 2018-2019 GENERAL FUND PROPOSED BUDGET  
ADMIN. RECOMMENDATIONS

GENERAL	FY 2016-2017 REVISED BUDG	FY 2017-2018 YTD ACTUAL THRU 03/31	FY 2017-2018 REVISED BUDG THRU 03/31	FY 2018-2019 DEPARTMENT REQUEST	FY 2018-2019 ADMIN RECOM
-----					
WORK FIRST					
11 -5372-518303-SWCDC SWCDC-ADMIN COST	133,652.00	76,418.44	131,003.00	142,141.00	142,141.00
11 -5372-525002- FUEL/GAS/DIESEL	.00	.00	.00	.00	.00
11 -5372-526000- OFFICE SUPPLIES & MATERI	.00	.00	.00	.00	.00
11 -5372-526900- NON-EXPENDABLE OFFICE SU	.00	.00	.00	.00	.00
11 -5372-529100- DATA PROCESSING SUPPLIES	.00	.00	.00	.00	.00
11 -5372-531100- TRAVEL	.00	.00	.00	.00	.00
11 -5372-531300- TRANSPORTATION OF CLIENT	57,000.00	16,454.77	45,000.00	45,000.00	45,000.00
11 -5372-532000- COMMUNICATIONS	.00	.00	.00	.00	.00
11 -5372-535300- REPAIRS & MAINT-VEHICLES	.00	.00	.00	.00	.00
11 -5372-537000- ADVERTISING	.00	.00	.00	.00	.00
11 -5372-539500- TRAINING-EMPLOYEE EDUC E	.00	.00	.00	.00	.00
11 -5372-539501- TRAINING-CLIENT EDUC EXP	.00	.00	.00	.00	.00
11 -5372-539502- TRAINING-CLIENT ON THE J	.00	.00	.00	.00	.00
11 -5372-539503- TRAINING-CLIENT JOB SEAR	.00	.00	.00	.00	.00
11 -5372-539504- TRAINING-CLIENT READINES	.00	.00	.00	.00	.00
11 -5372-539505- TRAINING-CLIENT SKILLS	.00	.00	.00	.00	.00
11 -5372-539907-SWCDC DAY CARE REIMB TO S	.00	.00	.00	.00	50,000.00
11 -5372-539908- OTHER SERVICES-DAY CARE	.00	.00	.00	.00	.00
11 -5372-539909- OTHER SVC-PARTICIPANT AS	12,000.00	515.38	10,000.00	10,000.00	10,000.00
11 -5372-539910- OTHER SVC-ONE TIME WORK	.00	.00	.00	.00	.00
11 -5372-539911- CONTRACTED SERV-ESC-JOB	95,000.00	34,666.64	72,000.00	72,000.00	72,000.00
11 -5372-539911-7DEMO CONTR SERV-DEMONSTR	.00	.00	.00	.00	.00
11 -5372-539911-9WFFA CONTRACTED SERV-ESC	.00	.00	.00	.00	.00
11 -5372-539912- OTHER SERVICES-WORK EXPE	.00	.00	.00	.00	.00
11 -5372-545200- VEHICLE INS	.00	.00	.00	.00	.00
11 -5372-551000- C/O-OFFICE FURN & EQUIP	.00	.00	.00	.00	.00
11 -5372-552000- C/O-DATA PROC EQUIP	.00	.00	.00	.00	.00
11 -5372-554000- C/O-MOTOR VEHICLES	.00	.00	.00	.00	.00
TOTAL WORK FIRST	297,652.00	128,055.23	258,003.00	269,141.00	319,141.00

05/03/2018  
13:30:46

HAYWOOD COUNTY  
FY 2018-2019 GENERAL FUND PROPOSED BUDGET  
ADMIN. RECOMMENDATIONS

PAGE 87

GENERAL	FY 2016-2017 REVISED BUDG	FY 2017-2018 YTD ACTUAL THRU 03/31	FY 2017-2018 REVISED BUDG THRU 03/31	FY 2018-2019 DEPARTMENT REQUEST	FY 2018-2019 ADMIN RECOM
-----					
ADOPTION AWARENESS					
11 -5392-526900- NON-EXPEND.OFFICE SUPPL.	.00	.00	.00	.00	.00
11 -5392-529905- MISC-ADOPTION AWARENESS	36,507.00	6,056.69	34,917.00	30,000.00	30,000.00
11 -5392-552000- C/O-DATA PROC EQUIP-ADOP	.00	.00	.00	.00	.00
TOTAL ADOPTION AWARENESS	36,507.00	6,056.69	34,917.00	30,000.00	30,000.00

HAYWOOD COUNTY  
FY 2018-2019 GENERAL FUND PROPOSED BUDGET  
ADMIN. RECOMMENDATIONS

GENERAL	FY 2016-2017 REVISED BUDG	FY 2017-2018 YTD ACTUAL THRU 03/31	FY 2017-2018 REVISED BUDG THRU 03/31	FY 2018-2019 DEPARTMENT REQUEST	FY 2018-2019 ADMIN RECOM
-----					
ADULT DAY CARE - DSS					
11 -5401-512100-06ADC SAL & WAG-PERM FT &	151,866.00	119,315.45	165,588.00	166,054.00	166,054.00
11 -5401-512200-06ADC SALARIES & WAGES-OV	.00	.00	.00	.00	.00
11 -5401-512600-06ADC SALARIES & WAGES-TE	5,047.00	2,073.75	6,173.00	6,000.00	6,000.00
11 -5401-512600-8HHF2 SALARIES & WAGES-TE	.00	.00	.00	.00	.00
11 -5401-512700-06ADC SALARIES & WAGES-LO	2,245.00	1,611.24	1,641.00	1,843.00	1,843.00
11 -5401-518100-06ADC SOCIAL SECURITY CON	12,259.00	8,840.28	13,266.00	13,303.00	13,303.00
11 -5401-518100-8HHF2 SOCIAL SECURITY CON	.00	.00	.00	.00	.00
11 -5401-518200-06ADC RETIREMENT CONTRIB	11,173.00	9,072.04	12,660.00	13,130.00	13,130.00
11 -5401-518204-06ADC CO CONTRIB-401(K) S	3,083.00	2,396.81	3,345.00	3,358.00	3,358.00
11 -5401-518300-06ADC HOSPITALIZATION INS	52,497.00	39,882.08	53,750.00	60,000.00	60,000.00
11 -5401-518500- UNEMPLOYMENT COMP CONTRI	.00	.00	.00	.00	.00
11 -5401-518600-06ADC WORKERS' COMP CONTR	1,630.00	1,838.00	1,838.00	3,792.00	1,896.00
11 -5401-518900-06ADC OTHER FRINGE BENEFIT	221.00	155.48	226.00	255.00	255.00
11 -5401-519900-06ADC PROF SERVICES-OTHER	3,000.00	.00	.00	.00	.00
11 -5401-519900-15ADC PROF SERVICES-OTHER	.00	.00	.00	.00	.00
11 -5401-519900-5HHF4 PROF SERVICES-OTHER	.00	.00	.00	.00	.00
11 -5401-522000-06ADC FOOD - MEALS ON WHE	24,592.00	14,130.78	30,149.00	30,000.00	30,000.00
11 -5401-523100-06ADC SPECIAL PROGRAMS FO	2,500.00	141.18	2,500.00	2,500.00	2,500.00
11 -5401-523100-15ADC SPEC PRGM MAT-EVERG	.00	.00	.00	.00	.00
11 -5401-523100-17UWG SPECIAL PROGRAM MAT	1,000.00	.00	.00	.00	.00
11 -5401-523100-18CGA SPECIAL PROGRAM MAT	.00	373.66	500.00	.00	.00
11 -5401-523100-18UW2 SPECIAL PROGR. FOR	.00	836.71	2,150.00	.00	.00
11 -5401-523100-5HHF4 SPECIAL PROGRAM MAT	.00	.00	.00	.00	.00
11 -5401-523900-06ADC MEDICAL&NUTRIT.SUPL	.00	.00	.00	.00	.00
11 -5401-525002-06ADC FUEL/GAS/DIESEL	4,500.00	2,050.86	3,400.00	3,400.00	3,400.00
11 -5401-526000-06ADC OFFICE SUPPLIES & M	2,400.00	1,038.32	2,000.00	2,000.00	2,000.00
11 -5401-526900-06ADC NON-EXPENDABLE OFFI	.00	.00	150.00	500.00	500.00
11 -5401-526900-17UWG NON-EXPENDABLE OFFI	6,270.00	.00	.00	.00	.00
11 -5401-526900-18UW2 NON-EXPEND. OFFICE	.00	700.00	1,274.00	.00	.00
11 -5401-526901-18UW2 DEPARTMENTAL SUPPLI	.00	1,617.58	2,982.00	.00	.00
11 -5401-529100-06ADC DATA PROCESSING SUP	.00	.00	.00	.00	.00
11 -5401-529900-06ADC MISC DEPT'L SUPPLIE	.00	.00	.00	.00	.00
11 -5401-531100-06ADC TRAVEL	.00	.00	200.00	200.00	200.00
11 -5401-532000-06ADC COMMUNICATIONS	1,500.00	.00	478.00	50.00	50.00
11 -5401-532010-06ADC COMMUNIC.-EE CELL P	.00	.00	.00	.00	.00
11 -5401-533000-06ADC UTILITIES	.00	.00	.00	.00	.00
11 -5401-535300-06ADC REPAIRS & MAINT-VEH	2,000.00	56.93	2,500.00	1,000.00	1,000.00
11 -5401-539500-06ADC TRAINING-EMPLOYEE E	300.00	.00	700.00	500.00	500.00
11 -5401-541200-06ADC RENT OF BUILDING	.00	.00	.00	.00	.00
11 -5401-543900-06ADC RENT OF EQUIPMENT	.00	.00	200.00	500.00	500.00
11 -5401-545200-06ADC VEHICLE INS	1,500.00	2,122.00	2,122.00	825.00	825.00
11 -5401-549100-06ADC DUES & SUBSCRIPTION	200.00	80.25	200.00	200.00	200.00
11 -5401-552000-06ADC C/O-DATA PROC EQUIP	.00	.00	.00	.00	.00

05/03/2018  
13:30:46

HAYWOOD COUNTY  
FY 2018-2019 GENERAL FUND PROPOSED BUDGET  
ADMIN. RECOMMENDATIONS

PAGE 89

GENERAL	FY 2016-2017 REVISED BUDG	FY 2017-2018 YTD ACTUAL THRU 03/31	FY 2017-2018 REVISED BUDG THRU 03/31	FY 2018-2019 DEPARTMENT REQUEST	FY 2018-2019 ADMIN RECOM
11 -5401-554000-06ADC C/O-MOTOR VEHICLES	.00	.00	.00	.00	.00
11 -5401-555000-06ADC C/O-OTHER EQUIPMENT	.00	.00	.00	.00	.00
11 -5401-555000-15ADC C/O-OTHER EQUIPMENT	.00	.00	.00	.00	.00
11 -5401-555000-17UWG C/O-OTHER EQUIPMENT	.00	.00	.00	.00	.00
11 -5401-555000-18UW2 C/O-OTHER EQUIPMENT	.00	.00	.00	.00	.00
TOTAL ADULT DAY CARE - DSS	289,783.00	208,333.40	309,992.00	309,410.00	307,514.00



HAYWOOD COUNTY  
FY 2018-2019 GENERAL FUND PROPOSED BUDGET  
ADMIN. RECOMMENDATIONS

GENERAL	FY 2016-2017 REVISED BUDG	FY 2017-2018 YTD ACTUAL THRU 03/31	FY 2017-2018 REVISED BUDG THRU 03/31	FY 2018-2019 DEPARTMENT REQUEST	FY 2018-2019 ADMIN RECOM
-----					
CAP-COMMUNITY ALTERNATIVE PRGM					
11 -5402-512100-06CAP SAL & WAG-PERM FT &	243,356.00	153,820.95	208,978.00	209,278.00	209,278.00
11 -5402-512200-06CAP SALARIES & WAGES-OV	.00	.00	.00	.00	.00
11 -5402-512600-06CAP SALARIES & WAGES-TE	6,006.00	5,270.82	6,173.00	6,000.00	6,000.00
11 -5402-512700-06CAP SALARIES & WAGES-LO	4,063.00	3,242.46	4,263.00	4,426.00	4,426.00
11 -5402-518100-06CAP SOCIAL SECURITY CON	18,905.00	12,073.08	16,785.00	16,807.00	16,807.00
11 -5402-518200-06CAP RETIREMENT CONTRIB	17,916.00	11,807.76	16,142.00	16,712.00	16,712.00
11 -5402-518204-06CAP CO CONTRIB-401(K) S	4,943.00	3,119.68	4,264.00	4,274.00	4,274.00
11 -5402-518300-06CAP HOSPITALIZATION INS	63,312.00	40,757.92	53,750.00	60,000.00	60,000.00
11 -5402-518500-06CAP UNEMPLOYMENT COMP C	.00	.00	.00	.00	.00
11 -5402-518600-06CAP WORKERS' COMP CONTR	3,328.00	3,041.00	3,041.00	5,674.00	2,837.00
11 -5402-518900-06CAP OTHER FRINGE BENEFI	274.00	171.04	226.00	255.00	255.00
11 -5402-519900- PROF SERVICES-OTHER	.00	.00	.00	.00	.00
11 -5402-519900-06CAP PROF SERVICES-OTHER	2,623.00	.00	.00	.00	.00
11 -5402-523900-06CAP OTHER MEDICAL SUPPL	70,000.00	22,956.70	60,000.00	40,000.00	40,000.00
11 -5402-526000-06CAP OFFICE SUPPLIES & M	700.00	232.06	400.00	400.00	400.00
11 -5402-526900-06CAP NON-EXPENDABLE OFFI	.00	.00	.00	.00	.00
11 -5402-531100-06CAP TRAVEL	6,700.00	793.55	3,500.00	1,500.00	1,500.00
11 -5402-532000-06CAP COMMUNICATIONS	5,000.00	2,727.92	4,850.00	4,850.00	4,850.00
11 -5402-532010-06CAP COMMUNIC.-EE CELL P	.00	.00	.00	.00	.00
11 -5402-533000-06CAP UTILITIES	.00	.00	.00	.00	.00
11 -5402-539500-06CAP TRAINING-EMPLOYEE E	75.00	.00	450.00	450.00	450.00
11 -5402-541200-06CAP RENT OF BUILDING	.00	.00	.00	.00	.00
11 -5402-543900- RENT OF EQUIPMENT	.00	.00	.00	.00	.00
11 -5402-543900-06CAP RENT OF EQUIPMENT	1,000.00	.00	.00	.00	.00
11 -5402-552000-06CAP C/O-DATA PROC EQUIP	.00	.00	.00	.00	.00
TOTAL CAP-COMMUNITY ALTERNATIVE PRGM	448,201.00	260,014.94	382,822.00	370,626.00	367,789.00

05/03/2018  
13:30:46

HAYWOOD COUNTY  
FY 2018-2019 GENERAL FUND PROPOSED BUDGET  
ADMIN. RECOMMENDATIONS

PAGE 91

GENERAL	FY 2016-2017 REVISED BUDG	FY 2017-2018 YTD ACTUAL THRU 03/31	FY 2017-2018 REVISED BUDG THRU 03/31	FY 2018-2019 DEPARTMENT REQUEST	FY 2018-2019 ADMIN RECOM
-----					
COMMUNITY CONNECT.RWJ.MTN.PRJS					
11 -5403-569900- OTHER CONTRACTS, GRANTS,	100,000.00	100,000.00	100,000.00	100,000.00	100,000.00
11 -5403-569901- OTHER CONTR,GRNTS-VOL. C	.00	.00	.00	.00	.00
TOTAL COMMUNITY CONNECT.RWJ.MTN.PRJS	100,000.00	100,000.00	100,000.00	100,000.00	100,000.00

05/03/2018  
13:30:46

HAYWOOD COUNTY  
FY 2018-2019 GENERAL FUND PROPOSED BUDGET  
ADMIN. RECOMMENDATIONS

GENERAL	FY 2016-2017 REVISED BUDG	FY 2017-2018 YTD ACTUAL THRU 03/31	FY 2017-2018 REVISED BUDG THRU 03/31	FY 2018-2019 DEPARTMENT REQUEST	FY 2018-2019 ADMIN RECOM
-----					
COMMUNITY CRISIS MANAGEMENT					
11 -5412-549900- MISCELLANEOUS CHARGES	4,000.00	.00	4,000.00	4,000.00	4,000.00
TOTAL COMMUNITY CRISIS MANAGEMENT	4,000.00	.00	4,000.00	4,000.00	4,000.00

05/03/2018  
13:30:46

HAYWOOD COUNTY  
FY 2018-2019 GENERAL FUND PROPOSED BUDGET  
ADMIN. RECOMMENDATIONS

PAGE 93

GENERAL	FY 2016-2017 REVISED BUDG	FY 2017-2018 YTD ACTUAL THRU 03/31	FY 2017-2018 REVISED BUDG THRU 03/31	FY 2018-2019 DEPARTMENT REQUEST	FY 2018-2019 ADMIN RECOM
-----					
ADOPTION PAYMENTS					
11 -5471-549900- MISCELLANEOUS CHARGES	240,000.00	302,717.22	221,510.00	.00	.00
TOTAL ADOPTION PAYMENTS	240,000.00	302,717.22	221,510.00	.00	.00

HAYWOOD COUNTY  
FY 2018-2019 GENERAL FUND PROPOSED BUDGET  
ADMIN. RECOMMENDATIONS

GENERAL	FY 2016-2017 REVISED BUDG	FY 2017-2018 YTD ACTUAL THRU 03/31	FY 2017-2018 REVISED BUDG THRU 03/31	FY 2018-2019 DEPARTMENT REQUEST	FY 2018-2019 ADMIN RECOM
-----					
HCCBG-HOME&COMM CARE BLK GRNT					
11 -5550-569913- HCCBG-MPI	345,040.00	156,906.55	288,882.00	288,000.00	288,000.00
11 -5550-569913-02010 HCCBG CO.MATCH-MPI	34,505.00	18,297.00	31,665.00	31,665.00	31,665.00
11 -5550-569915- HCCBG - HOMECARE SVS	25,960.00	9,997.00	19,021.00	24,000.00	24,000.00
11 -5550-569915-02010 HCCBG CNTY MATCH-HO	2,940.00	1,110.00	2,113.00	2,113.00	2,113.00
11 -5550-569945- OTHER CONTR-SR TARHEEL L	1,500.00	910.70	1,800.00	1,800.00	1,800.00
TOTAL HCCBG-HOME&COMM CARE BLK GRNT	409,945.00	187,221.25	343,481.00	347,578.00	347,578.00

05/03/2018  
13:30:46

HAYWOOD COUNTY  
FY 2018-2019 GENERAL FUND PROPOSED BUDGET  
ADMIN. RECOMMENDATIONS

PAGE 95

GENERAL	FY 2016-2017 REVISED BUDG	FY 2017-2018 YTD ACTUAL THRU 03/31	FY 2017-2018 REVISED BUDG THRU 03/31	FY 2018-2019 DEPARTMENT REQUEST	FY 2018-2019 ADMIN RECOM
-----					
ACTION/FOSTER GRANDPARENTS					
11 -5551-569919- OTHER CONTR,GRNTS-MPI FO	16,000.00	16,000.00	16,000.00	16,000.00	16,000.00
11 -5551-569947- OTHER CONTR,GRNTS-MPI RS	.00	.00	.00	.00	.00
TOTAL ACTION/FOSTER GRANDPARENTS	16,000.00	16,000.00	16,000.00	16,000.00	16,000.00

05/03/2018  
13:30:46

HAYWOOD COUNTY  
FY 2018-2019 GENERAL FUND PROPOSED BUDGET  
ADMIN. RECOMMENDATIONS

GENERAL	FY 2016-2017 REVISED BUDG	FY 2017-2018 YTD ACTUAL THRU 03/31	FY 2017-2018 REVISED BUDG THRU 03/31	FY 2018-2019 DEPARTMENT REQUEST	FY 2018-2019 ADMIN RECOM
-----					
MOUNTAIN PROJECTS CONG.MEALS					
11 -5552-569913- OTHER CONTR, GRNTS-MPI	.00	.00	.00	.00	.00
TOTAL MOUNTAIN PROJECTS CONG.MEALS	.00	.00	.00	.00	.00

05/03/2018  
13:30:46

HAYWOOD COUNTY  
FY 2018-2019 GENERAL FUND PROPOSED BUDGET  
ADMIN. RECOMMENDATIONS

PAGE 97

GENERAL	FY 2016-2017 REVISED BUDG	FY 2017-2018 YTD ACTUAL THRU 03/31	FY 2017-2018 REVISED BUDG THRU 03/31	FY 2018-2019 DEPARTMENT REQUEST	FY 2018-2019 ADMIN RECOM
-----					
MOUNTAIN PROJECTS CAPITAL CONT					
11 -5553-569970- OTHER CONTR.GRNTS	.00	.00	.00	150,000.00	.00
TOTAL MOUNTAIN PROJECTS CAPITAL CONT	.00	.00	.00	150,000.00	.00



HAYWOOD COUNTY  
FY 2018-2019 GENERAL FUND PROPOSED BUDGET  
ADMIN. RECOMMENDATIONS

GENERAL	FY 2016-2017 REVISED BUDG	FY 2017-2018 YTD ACTUAL THRU 03/31	FY 2017-2018 REVISED BUDG THRU 03/31	FY 2018-2019 DEPARTMENT REQUEST	FY 2018-2019 ADMIN RECOM
-----					
VETERANS SERVICES OFFICER					
11 -5820-512100- SALARIES & WAGES-REGULAR	73,880.00	55,337.53	75,778.00	75,204.00	75,204.00
11 -5820-512200- SALARIES & WAGES-OVERTIM	.00	.00	.00	.00	.00
11 -5820-512600- SALARIES & WAGES-TEMP &	2,296.00	1,417.41	2,309.00	2,244.00	2,244.00
11 -5820-512700- SALARIES & WAGES-LONGEVI	856.00	.00	1,055.00	1,879.00	1,879.00
11 -5820-515000- CLOTHING ALLOWANCE	.00	.00	.00	.00	.00
11 -5820-518100- SOCIAL SECURITY CONTRIB	5,893.00	4,106.01	6,055.00	6,069.00	6,069.00
11 -5820-518200- RETIREMENT CONTRIB	5,418.00	4,156.14	5,816.00	6,051.00	6,051.00
11 -5820-518202- ST 401(K) SUPP RET INC P	.00	.00	.00	.00	.00
11 -5820-518204- CO CONTRIB-401(K) SUPP R	1,495.00	1,098.04	1,537.00	1,542.00	1,542.00
11 -5820-518300- HOSPITALIZATION INS CONT	22,142.00	16,128.00	21,500.00	24,000.00	24,000.00
11 -5820-518500- UNEMPLOYMENT COMP CONTRI	.00	.00	.00	.00	.00
11 -5820-518600- WORKERS' COMP CONTRIB	149.00	152.00	152.00	310.00	155.00
11 -5820-518900- OTHER FRINGE BENEFITS-LI	106.00	67.68	90.00	102.00	102.00
11 -5820-523100- SPECIAL PROGRAM MATERIAL	.00	.00	.00	.00	.00
11 -5820-525000- VEHICLE SUPPLIES & MATER	.00	.00	.00	.00	.00
11 -5820-525002- FUEL/GAS/DIESEL	200.00	.00	170.00	170.00	85.00
11 -5820-526000- OFFICE SUPPLIES & MATERI	1,676.00	725.45	900.00	1,200.00	1,200.00
11 -5820-526900- NON-EXPENDABLE OFFICE SU	999.00	.00	.00	.00	.00
11 -5820-529100- DATA PROCESSING SUPPLIES	.00	.00	.00	.00	.00
11 -5820-529200- DATA PROCESSING-SOFTWARE	.00	.00	.00	.00	.00
11 -5820-531100- TRAVEL	4,000.00	1,739.10	4,000.00	4,000.00	4,000.00
11 -5820-532000- COMMUNICATIONS	1,350.00	530.46	1,350.00	1,350.00	1,350.00
11 -5820-535300- REPAIRS & MAINT-VEHICLES	.00	.00	.00	.00	.00
11 -5820-537000- ADVERTISING	1,680.00	1,600.00	1,680.00	1,780.00	1,780.00
11 -5820-539500- TRAINING-EMPLOYEE EDUC E	250.00	225.00	250.00	400.00	400.00
11 -5820-543900- RENT OF EQUIPMENT	1,500.00	238.54	1,500.00	1,000.00	1,000.00
11 -5820-545000- INSURANCE & BONDING	.00	.00	.00	.00	581.00
11 -5820-545200- VEHICLE INS	.00	.00	.00	.00	.00
11 -5820-549100- DUES & SUBSCRIPTIONS	300.00	185.25	300.00	350.00	350.00
11 -5820-551000- C/O-OFFICE FURN & EQUIP	.00	.00	.00	.00	.00
11 -5820-552000- C/O-DATA PROC EQUIP	.00	.00	.00	.00	.00
11 -5820-552100- C/O-DATA PROCESSING-SOFT	.00	.00	.00	.00	.00
11 -5820-569900- OTHER CONTRACTS, GRANTS,	1,500.00	1,500.00	1,500.00	1,500.00	1,500.00
<b>TOTAL VETERANS SERVICES OFFICER</b>	<b>125,690.00</b>	<b>89,206.61</b>	<b>125,942.00</b>	<b>129,151.00</b>	<b>129,492.00</b>

HAYWOOD COUNTY  
FY 2018-2019 GENERAL FUND PROPOSED BUDGET  
ADMIN. RECOMMENDATIONS

GENERAL	FY 2016-2017 REVISED BUDG	FY 2017-2018 YTD ACTUAL THRU 03/31	FY 2017-2018 REVISED BUDG THRU 03/31	FY 2018-2019 DEPARTMENT REQUEST	FY 2018-2019 ADMIN RECOM
-----					
YOUTH SERVICES					
11 -5830-569900- OTHER CONTRACTS, GRANTS,	5,484.00	.00	7,500.00	.00	.00
11 -5830-569900-00053 JCPC-MST	50,000.00	37,502.00	50,000.00	50,000.00	50,000.00
11 -5830-569900-00054 JCPC - TASK	100,000.00	75,001.00	100,000.00	100,000.00	100,000.00
11 -5830-569920- JCPC-BARIUM SPRINGS (HH)	45,200.00	28,252.00	45,199.00	45,199.00	45,199.00
11 -5830-569921- OTHR CNTR, - PROJECT PURS	.00	.00	.00	.00	.00
11 -5830-569922- JCPC-PRIME FOR LIFE	.00	.00	.00	.00	.00
11 -5830-569944- JCPC-COMPASS (HIGHTS)	31,285.00	20,675.00	26,114.00	26,114.00	26,114.00
11 -5830-569951- OTHER CONTR,GRNTS-YOUTH	.00	.00	.00	.00	.00
11 -5830-569954- JCPC-PROJ CHALLENGE	48,433.00	38,344.00	48,433.00	48,433.00	48,433.00
11 -5830-569955- OTHER CONTR,GRNTS-SMC/IN	.00	.00	.00	.00	.00
11 -5830-569956- JCPC-JUV. MEDIATION	15,100.00	9,439.00	15,100.00	15,100.00	15,100.00
11 -5830-569957- JCPC-ASPIRE	41,858.00	29,376.00	37,104.00	37,104.00	37,104.00
11 -5830-569959- OTHER CONR,GRNTS-H.H. FA	.00	.00	.00	.00	.00
11 -5830-569964- JCPC- ADMIN EXPENSE	2,700.00	753.81	2,700.00	2,700.00	2,700.00
11 -5830-569965- OTHER GRNTS-BIG BROS BIG	.00	.00	.00	.00	.00
<b>TOTAL YOUTH SERVICES</b>	<b>340,060.00</b>	<b>239,342.81</b>	<b>332,150.00</b>	<b>324,650.00</b>	<b>324,650.00</b>

05/03/2018  
13:30:46

HAYWOOD COUNTY  
FY 2018-2019 GENERAL FUND PROPOSED BUDGET  
ADMIN. RECOMMENDATIONS

PAGE 100

GENERAL	FY 2016-2017 REVISED BUDG	FY 2017-2018 YTD ACTUAL THRU 03/31	FY 2017-2018 REVISED BUDG THRU 03/31	FY 2018-2019 DEPARTMENT REQUEST	FY 2018-2019 ADMIN RECOM
-----					
PUBLIC SCHOOLS-CURRENT OPER					
11 -5911-563000- AID TO OTHER GOVTL UNITS	15,032,674.00	11,638,412.28	15,517,883.00	15,961,391.00	15,961,391.00
11 -5911-563001- ALT LEARNING CNTR	32,355.00	.00	.00	.00	.00
11 -5911-563010- ADDITIONAL FUNDING - VIR	7,900.00	15,010.00	15,010.00	14,220.00	14,220.00
11 -5911-569925- OTHER CONTR,GRNTS-ABC DI	15,000.00	12,289.95	17,500.00	18,000.00	18,000.00
TOTAL PUBLIC SCHOOLS-CURRENT OPER	15,087,929.00	11,665,712.23	15,550,393.00	15,993,611.00	15,993,611.00

05/03/2018  
13:30:46

HAYWOOD COUNTY  
FY 2018-2019 GENERAL FUND PROPOSED BUDGET  
ADMIN. RECOMMENDATIONS

PAGE 101

GENERAL	FY 2016-2017 REVISED BUDG	FY 2017-2018 YTD ACTUAL THRU 03/31	FY 2017-2018 REVISED BUDG THRU 03/31	FY 2018-2019 DEPARTMENT REQUEST	FY 2018-2019 ADMIN RECOM
-----					
PUBLIC SCHOOLS-CAPITAL OUTLAY					
11 -5912-563004- AID OTHER GOV UNITS-CY/C	675,000.00	420,773.62	700,000.00	750,000.00	750,000.00
11 -5912-563101-4BTHL AID OTHR GOV UNITS N	.00	.00	.00	.00	.00
11 -5912-563102- AID TO OTHER GOV CY/ADM	.00	.00	.00	.00	.00
TOTAL PUBLIC SCHOOLS-CAPITAL OUTLAY	675,000.00	420,773.62	700,000.00	750,000.00	750,000.00

05/03/2018  
13:30:46

HAYWOOD COUNTY  
FY 2018-2019 GENERAL FUND PROPOSED BUDGET  
ADMIN. RECOMMENDATIONS

GENERAL	FY 2016-2017 REVISED BUDG	FY 2017-2018 YTD ACTUAL THRU 03/31	FY 2017-2018 REVISED BUDG THRU 03/31	FY 2018-2019 DEPARTMENT REQUEST	FY 2018-2019 ADMIN RECOM
-----					
COMMUNITY COLLE-CURRENT OPER					
11 -5921-563000- AID TO OTHER GOVTL UNITS	2,407,669.00	1,939,188.77	2,585,585.00	2,750,085.00	2,750,085.00
11 -5921-569900- OTHER CONTRACTS, GRANTS,	.00	.00	.00	.00	.00
TOTAL COMMUNITY COLLE-CURRENT OPER	2,407,669.00	1,939,188.77	2,585,585.00	2,750,085.00	2,750,085.00

05/03/2018  
13:30:46

HAYWOOD COUNTY  
FY 2018-2019 GENERAL FUND PROPOSED BUDGET  
ADMIN. RECOMMENDATIONS

PAGE 103

GENERAL	FY 2016-2017 REVISED BUDG	FY 2017-2018 YTD ACTUAL THRU 03/31	FY 2017-2018 REVISED BUDG THRU 03/31	FY 2018-2019 DEPARTMENT REQUEST	FY 2018-2019 ADMIN RECOM
-----					
COMMUNITY COLL-CAPITAL OUTLAY					
11 -5922-563000- AID TO OTHER GOVTL UNITS	135,000.00	111,816.19	116,000.00	360,000.00	360,000.00
11 -5922-569900- OTHER CONTRACTS, GRANTS,	.00	.00	.00	.00	.00
TOTAL COMMUNITY COLL-CAPITAL OUTLAY	135,000.00	111,816.19	116,000.00	360,000.00	360,000.00

HAYWOOD COUNTY  
FY 2018-2019 GENERAL FUND PROPOSED BUDGET  
ADMIN. RECOMMENDATIONS

GENERAL	FY 2016-2017 REVISED BUDG	FY 2017-2018 YTD ACTUAL THRU 03/31	FY 2017-2018 REVISED BUDG THRU 03/31	FY 2018-2019 DEPARTMENT REQUEST	FY 2018-2019 ADMIN RECOM
-----					
LIBRARY					
11 -6110-512100- SALARIES & WAGES-REGULAR	656,643.00	420,540.96	670,515.00	670,994.00	670,994.00
11 -6110-512200- SALARIES & WAGES-OVERTIM	.00	.00	.00	.00	.00
11 -6110-512600- SALARIES & WAGES-TEMP &	63,480.00	54,152.13	90,536.00	88,000.00	88,000.00
11 -6110-512700- SALARIES & WAGES-LONGEVI	15,187.00	8,358.40	17,047.00	13,927.00	13,927.00
11 -6110-518100- SOCIAL SECURITY CONTRIB	55,935.00	34,878.50	59,524.00	59,129.00	59,129.00
11 -6110-518200- RETIREMENT CONTRIB	48,707.00	32,221.85	52,049.00	53,745.00	53,745.00
11 -6110-518202- ST 401(K) SUPP RET INC P	.00	.00	.00	.00	.00
11 -6110-518204- CO CONTRIB-401(K) SUPP R	13,436.00	8,513.01	13,751.00	13,698.00	13,698.00
11 -6110-518300- HOSPITALIZATION INS CONT	186,785.00	120,064.00	182,750.00	204,000.00	204,000.00
11 -6110-518500- UNEMPLOYMENT COMP CONTRI	.00	.00	.00	.00	.00
11 -6110-518600- WORKERS' COMP CONTRIB	1,400.00	1,479.00	1,479.00	3,036.00	1,518.00
11 -6110-518900- OTHER FRINGE BENEFITS-LI	898.00	503.24	767.00	867.00	867.00
11 -6110-519200- PROF SERVICES-LEGAL	.00	.00	.00	.00	.00
11 -6110-519900- PROF SERVICES-OTHER	2,350.00	617.50	1,500.00	1,500.00	1,500.00
11 -6110-519900-14LB2 PROF SERVICES-OTHER	.00	.00	.00	.00	.00
11 -6110-519900-61006 PROF SERVICES-READ	.00	.00	.00	.00	.00
11 -6110-519900-61007 PROF SERVICES-OTHER	.00	.00	.00	.00	.00
11 -6110-521100- JANITORIAL SUPPLIES	250.00	238.50	250.00	500.00	500.00
11 -6110-522000- FOOD & PROVISIONS	100.00	201.16	500.00	500.00	500.00
11 -6110-523100- SPECIAL PROGRAM MATERIAL	.00	.00	3,000.00	3,000.00	3,000.00
11 -6110-523100-12LB1 SPECIAL PROGR. HOME	.00	.00	.00	.00	.00
11 -6110-523100-15EZE SPECIAL PROGRAM MAT	.00	.00	.00	.00	.00
11 -6110-523100-15LIB SPECIAL PROGRAM MAT	.00	.00	.00	.00	.00
11 -6110-523100-61001 SPEC PROG MATERIALS	.00	.00	1,000.00	.00	.00
11 -6110-523100-61002 SPEC PROG MATERIALS	15,000.00	8,924.98	17,000.00	18,000.00	18,000.00
11 -6110-523100-61005 SPECIAL PROGRAM MAT	.00	.00	.00	.00	.00
11 -6110-523100-61006 SPEC.PROGR.MAT. REA	.00	.00	.00	.00	.00
11 -6110-523100-C0001 SPEC PROG MAT-CANTO	5,500.00	1,760.49	5,000.00	5,000.00	5,000.00
11 -6110-523100-C0002 SPEC PROG MATERIALS	1,080.00	168.76	1,080.00	1,080.00	1,080.00
11 -6110-523100-C0003 SPEC PROG MATERIALS	1,895.00	870.60	2,000.00	2,000.00	2,000.00
11 -6110-523100-F0001 SPEC.PROGRAM MAT-FI	2,000.00	731.63	2,000.00	2,000.00	2,000.00
11 -6110-523100-F0003 SPEC PROG MAT FC JU	660.00	29.01	660.00	660.00	660.00
11 -6110-523100-M0001 SPEC PROG MATERIALS	750.00	745.50	750.00	750.00	750.00
11 -6110-523100-W0001 SPEC PROG MATERIALS	17,000.00	12,462.49	27,000.00	27,000.00	27,000.00
11 -6110-523100-W0002 SPEC PROG MATERIALS	1,000.00	236.97	1,000.00	1,000.00	1,000.00
11 -6110-523100-W0003 SPEC PROG MATERIALS	3,900.00	1,329.08	3,900.00	3,900.00	3,900.00
11 -6110-523110-C0001 C. DIGITAL MATERIA	.00	.00	.00	.00	.00
11 -6110-523110-F0001 F.C. DIGITAL MATERI	.00	.00	.00	.00	.00
11 -6110-523110-M0001 MV DIGITAL MATERIAL	.00	.00	.00	.00	.00
11 -6110-523110-W0001 WAYN. DIGITAL MATER	15,000.00	10,449.54	15,000.00	15,000.00	15,000.00
11 -6110-523200- AUDIO VISUAL & LIB SUPL	.00	.00	.00	.00	.00
11 -6110-523200-61001 AUD VIS/LIB SUPL-OU	500.00	485.69	500.00	.00	.00
11 -6110-523200-61003 AUD VIS/LIB SUPL-VI	12,300.00	8,407.38	12,300.00	15,800.00	15,800.00

FY 2018-2019 GENERAL FUND PROPOSED BUDGET  
ADMIN. RECOMMENDATIONS

GENERAL	FY 2016-2017 REVISED BUDG	FY 2017-2018 YTD ACTUAL THRU 03/31	FY 2017-2018 REVISED BUDG THRU 03/31	FY 2018-2019 DEPARTMENT REQUEST	FY 2018-2019 ADMIN RECOM
11 -6110-523200-C0001 AUD VIS/LIB SUPL-CA	.00	.00	.00	.00	.00
11 -6110-523200-C0003 AUD VIS/LIB SUPL-CA	.00	.00	.00	.00	.00
11 -6110-523200-F0001 AUDIO VISUAL/LIB SU	.00	.00	.00	.00	.00
11 -6110-523200-M0001 AUD VIS/LIB SUPL-MA	.00	.00	.00	.00	.00
11 -6110-523200-W0001 AUD VIS/LIB SUPL-WA	3,000.00	76.77	3,000.00	.00	.00
11 -6110-523200-W0003 AUD VIS/LIB SUPL-WA	.00	.00	.00	.00	.00
11 -6110-523200-W0004 AUD VIS/LIB SUPL-WA	5,000.00	2,034.51	5,000.00	5,000.00	5,000.00
11 -6110-523300- CD ROM SUPPLIES	.00	.00	.00	.00	.00
11 -6110-523401- LIBRARY MAT-PRINT SUBSCR	17,220.00	12,013.02	17,500.00	17,500.00	17,500.00
11 -6110-523402- LIB MAT-ON LINE SUBSCRIP	18,652.00	17,239.31	18,280.00	20,000.00	20,000.00
11 -6110-525000- VEHICLE SUPPLIES & MATER	.00	.00	.00	.00	.00
11 -6110-525002- FUEL/GAS/DIESEL	1,200.00	573.94	935.00	1,100.00	900.00
11 -6110-526000- OFFICE SUPPLIES & MATERI	9,908.00	9,010.73	11,000.00	13,500.00	13,500.00
11 -6110-526900- NON-EXPENDABLE OFFICE SU	372.00	.00	2,000.00	1,000.00	1,000.00
11 -6110-526900-05FCL NON-EXPEND SUP.-FIN	.00	.00	.00	.00	.00
11 -6110-527000- PURCHASES FOR RESALE-BAG	.00	.00	.00	.00	.00
11 -6110-529100- DATA PROCESSING SUPPLIES	21,656.00	267.70	2,500.00	1,000.00	1,000.00
11 -6110-529200- DATA PROCESSING-SOFTWARE	.00	.00	.00	.00	.00
11 -6110-529900- MISCELLANEOUS SUPPLIES	.00	.00	.00	.00	.00
11 -6110-531100- TRAVEL	2,016.00	676.45	2,500.00	2,500.00	2,500.00
11 -6110-532000- COMMUNICATIONS	71,600.00	44,655.41	72,500.00	72,500.00	72,500.00
11 -6110-533000- UTILITIES	50,780.00	39,085.20	60,000.00	60,000.00	60,000.00
11 -6110-534900- OTHER PRINTING & BINDING	.00	.00	.00	.00	.00
11 -6110-535200- REPAIRS & MAINT-EQUIP	450.00	.00	2,000.00	500.00	500.00
11 -6110-535201- MAINTENANCE CONTRACTS	26,775.00	25,060.55	43,339.00	28,000.00	28,000.00
11 -6110-535300- REPAIRS & MAINT-VEHICLES	150.00	19.39	500.00	500.00	500.00
11 -6110-536000- FREIGHT, EXPRESS, DELIVE	.00	.00	.00	.00	.00
11 -6110-537000- ADVERTISING	.00	.00	.00	.00	.00
11 -6110-538200- PROCESSING	6,400.00	7,229.40	11,500.00	11,500.00	11,500.00
11 -6110-539100- LEGAL ADVERTISING	.00	.00	.00	.00	.00
11 -6110-539300- TEMPORARY HELP SERVICES	.00	.00	.00	.00	.00
11 -6110-539400- CLEANING SERVICES	.00	.00	.00	.00	.00
11 -6110-539500- TRAINING-EMPLOYEE EDUC E	.00	.00	.00	.00	.00
11 -6110-539800- SECURITY SERVICES	.00	.00	.00	.00	.00
11 -6110-542000- RENTAL OF DP EQUIP	.00	.00	.00	.00	.00
11 -6110-542001- SITE LICENSES - DATA PRO	1,125.00	.00	1,125.00	500.00	500.00
11 -6110-543200- RENT OF T/W, POSTAGE MTR	1,200.00	877.98	1,200.00	1,200.00	1,200.00
11 -6110-543900- RENT OF EQUIPMENT	5,251.00	2,707.45	6,000.00	6,000.00	6,000.00
11 -6110-545000- INSURANCE & BONDING	.00	.00	.00	.00	4,940.00
11 -6110-545200- VEHICLE INS	1,600.00	1,509.00	1,600.00	1,800.00	1,800.00
11 -6110-549100- DUES & SUBSCRIPTIONS	1,900.00	512.00	1,900.00	1,900.00	1,900.00
11 -6110-549300- DEPOSIT OVER/UNDER	.00	.00	.00	.00	.00
11 -6110-549901- MISC CHARGES-BANK CHGS &	.00	385.75	500.00	.00	.00
11 -6110-550000- C/O-DONATED ASSETS	.00	.00	.00	.00	.00
11 -6110-551000- C/O-OFFICE FURN & EQUIP	.00	.00	.00	.00	.00
11 -6110-552000- C/O-DATA PROC EQUIP	5,046.00	.00	.00	.00	.00



05/03/2018  
13:30:46

HAYWOOD COUNTY  
FY 2018-2019 GENERAL FUND PROPOSED BUDGET  
ADMIN. RECOMMENDATIONS

PAGE 106

GENERAL	FY 2016-2017 REVISED BUDG	FY 2017-2018 YTD ACTUAL THRU 03/31	FY 2017-2018 REVISED BUDG THRU 03/31	FY 2018-2019 DEPARTMENT REQUEST	FY 2018-2019 ADMIN RECOM
11 -6110-552000-05FCL C/O-DATA PROC EQUIP	.00	.00	.00	.00	.00
11 -6110-552000-13LB2 C/O-DATA PROC EQUIP	.00	.00	.00	.00	.00
11 -6110-552000-14LB1 C/O-DATA PROC EQUIP	.00	.00	.00	.00	.00
11 -6110-552000-15EZE C/O-DATA PROC EQUIP	.00	.00	.00	.00	.00
11 -6110-552000-15LIB C/O-DATA PROC EQUIP	.00	.00	.00	.00	.00
11 -6110-552000-61005 C/O-DATA PROC EQUIP	.00	.00	.00	.00	.00
11 -6110-552100- C/O-DATA PROCESSING-SOFT	.00	.00	.00	.00	.00
11 -6110-554000- C/O-MOTOR VEHICLES	.00	.00	.00	.00	.00
11 -6110-555000- C/O-OTHER EQUIPMENT	.00	.00	9,475.00	.00	.00
11 -6110-558000- C/O-BLDGS, STRUCTURES &	.00	.00	.00	.00	.00
11 -6110-558002- C/O - OTHER BUILDING COS	.00	.00	.00	.00	.00
11 -6110-559010- C/O ART OBJECTS	.00	.00	.00	.00	.00
11 -6110-599100- CONTINGENCY	.00	.00	.00	.00	.00
<b>TOTAL LIBRARY</b>	<b>1,373,057.00</b>	<b>892,304.93</b>	<b>1,457,212.00</b>	<b>1,451,086.00</b>	<b>1,454,308.00</b>

FY 2018-2019 GENERAL FUND PROPOSED BUDGET  
ADMIN. RECOMMENDATIONS

GENERAL	FY 2016-2017 REVISED BUDG	FY 2017-2018 YTD ACTUAL THRU 03/31	FY 2017-2018 REVISED BUDG THRU 03/31	FY 2018-2019 DEPARTMENT REQUEST	FY 2018-2019 ADMIN RECOM
<b>RECREATION</b>					
11 -6120-512100- SALARIES & WAGES-REGULAR	103,079.00	75,431.02	103,236.00	100,005.00	100,005.00
11 -6120-512100-04PRF SAL & WAG-PERM FT &	.00	.00	.00	.00	.00
11 -6120-512200- SALARIES & WAGES-OVERTIM	.00	.00	.00	.00	.00
11 -6120-512600- SALARIES & WAGES-TEMP &	21,071.00	15,432.50	26,543.00	25,800.00	25,800.00
11 -6120-512600-04PRF SALARIES & WAGES-TE	.00	.00	.00	.00	.00
11 -6120-512700- SALARIES & WAGES-LONGEVI	1,588.00	.00	2,395.00	1,668.00	1,668.00
11 -6120-515000- CLOTHING ALLOWANCE	301.00	.00	500.00	500.00	500.00
11 -6120-517000- BOARD MEMBER EXPENSE	.00	.00	.00	.00	.00
11 -6120-518100- SOCIAL SECURITY CONTRIB	9,692.00	6,932.29	10,150.00	9,790.00	9,790.00
11 -6120-518100-04PRF SOCIAL SECURITY CON	.00	.00	.00	.00	.00
11 -6120-518200- RETIREMENT CONTRIB	7,744.00	5,677.32	7,996.00	7,981.00	7,981.00
11 -6120-518202- ST 401(K) SUPP RET INC P	.00	.00	.00	.00	.00
11 -6120-518204- CO CONTRIB-401(K) SUPP R	2,111.00	1,499.82	2,112.00	2,033.00	2,033.00
11 -6120-518300- HOSPITALIZATION INS CONT	22,142.00	12,544.00	21,500.00	24,000.00	24,000.00
11 -6120-518500- UNEMPLOYMENT COMP CONTRI	.00	.00	.00	.00	.00
11 -6120-518600- WORKERS' COMP CONTRIB	1,876.00	2,414.00	2,414.00	5,296.00	2,648.00
11 -6120-518600-04PRF WORKERS' COMP CONTR	.00	.00	.00	.00	.00
11 -6120-518900- OTHER FRINGE BENEFITS-LI	136.00	69.13	113.00	128.00	128.00
11 -6120-519400- PROF SERVICES-ENGINEERIN	.00	.00	.00	.00	.00
11 -6120-519900- PROF SERVICES-OTHER	3,089.00	4,077.50	7,000.00	7,450.00	7,450.00
11 -6120-521100- JANITORIAL SUPPLIES	338.00	110.95	500.00	500.00	500.00
11 -6120-521300- UNIFORMS	.00	.00	.00	.00	.00
11 -6120-522000- FOOD & KITCHEN SUPPLIES	.00	.00	.00	.00	.00
11 -6120-523100- SPECIAL PROGRAM MATERIAL	17,049.00	8,491.43	17,032.00	17,500.00	17,500.00
11 -6120-523100-S0001 SENIOR ADULT PROGRA	.00	.00	.00	.00	.00
11 -6120-523100-Y0001 YOUTH COUNCIL PROGR	.00	.00	.00	.00	.00
11 -6120-524000- TOOLS & EQUIPMENT	402.00	.00	100.00	100.00	100.00
11 -6120-525000- VEHICLE SUPPLIES & MATER	.00	.00	.00	.00	.00
11 -6120-525001- EQUIPMENT SUPPLIES & MAT	.00	.00	.00	.00	.00
11 -6120-525002- FUEL/GAS/DIESEL	1,513.00	876.90	2,053.00	2,000.00	1,600.00
11 -6120-526000- OFFICE SUPPLIES & MATERI	379.00	182.77	500.00	800.00	800.00
11 -6120-526000-04PRF OFFICE SUPPLIES & M	.00	.00	.00	.00	.00
11 -6120-526900- NON-EXPENDABLE OFFICE SU	.00	.00	.00	.00	.00
11 -6120-526901- NON-EXPENDABLE DEPT. SUP	882.00	319.00	325.00	1,038.00	1,038.00
11 -6120-529100- DATA PROCESSING SUPPLIES	.00	.00	.00	.00	.00
11 -6120-529200- DATA PROCESSING-SOFTWARE	.00	.00	.00	.00	.00
11 -6120-531100- TRAVEL	4,575.00	2,309.48	4,577.00	5,000.00	5,000.00
11 -6120-531100-04PRF TRAVEL	.00	.00	.00	.00	.00
11 -6120-532000- COMMUNICATIONS	496.00	224.61	1,100.00	1,300.00	1,300.00
11 -6120-533000-01001 UTILITIES	4,378.00	2,791.47	4,860.00	4,500.00	4,500.00
11 -6120-534000- PRINTING & BINDING	731.00	729.32	1,200.00	1,200.00	1,200.00
11 -6120-535100- REPAIRS & MAINT-BLDG & G	2,263.00	2,731.79	4,500.00	4,500.00	4,500.00
11 -6120-535200- REPAIRS & MAINT-EQUIP	450.00	309.91	1,000.00	1,000.00	1,000.00

HAYWOOD COUNTY  
FY 2018-2019 GENERAL FUND PROPOSED BUDGET  
ADMIN. RECOMMENDATIONS

GENERAL	FY 2016-2017 REVISED BUDG	FY 2017-2018 YTD ACTUAL THRU 03/31	FY 2017-2018 REVISED BUDG THRU 03/31	FY 2018-2019 DEPARTMENT REQUEST	FY 2018-2019 ADMIN RECOM
11 -6120-535300- REPAIRS & MAINT-VEHICLES	448.00	6.25	1,000.00	1,000.00	1,000.00
11 -6120-537000- ADVERTISING	1,658.00	426.00	2,000.00	2,000.00	2,000.00
11 -6120-537000-04PRF ADVERTISING-PIGEON	.00	.00	.00	.00	.00
11 -6120-539400- CLEANING SERVICES	.00	.00	.00	.00	.00
11 -6120-539500- TRAINING-EMPLOYEE EDUC E	679.00	1,175.00	1,255.00	1,255.00	1,255.00
11 -6120-539500-04PRF TRAINING-EMP EDUC P	.00	.00	.00	.00	.00
11 -6120-539900- OTHER SERVICES	.00	.00	.00	.00	.00
11 -6120-541200- RENT OF BUILDING	8,631.00	8,676.50	9,150.00	9,000.00	9,000.00
11 -6120-543900- RENT OF EQUIPMENT	600.00	168.70	600.00	600.00	600.00
11 -6120-545000- INSURANCE & BONDING	.00	.00	.00	.00	726.00
11 -6120-545100- PROP & GEN LIAB INS	.00	.00	.00	.00	.00
11 -6120-545200- VEHICLE INS	773.00	755.00	800.00	1,650.00	1,650.00
11 -6120-549100- DUES & SUBSCRIPTIONS	416.00	420.25	616.00	616.00	616.00
11 -6120-549901- MISC CHARGES-BANK CHGS &	.00	.00	.00	1,000.00	1,000.00
11 -6120-551000- C/O-OFFICE FURN & EQUIP	.00	.00	.00	.00	.00
11 -6120-552000- C/O-DATA PROC EQUIP	.00	.00	.00	.00	.00
11 -6120-554000- C/O-MOTOR VEHICLES	.00	.00	.00	25,077.00	25,077.00
11 -6120-555000- C/O-OTHER EQUIPMENT	.00	.00	.00	.00	.00
11 -6120-555701- LAND IMPROVEMENTS	.00	.00	.00	.00	.00
11 -6120-559000- C/O-OTHER STRUCTURES, IM	.00	.00	.00	.00	.00
11 -6120-559300- C/O LANDSCAPING & SITE D	.00	.00	.00	.00	.00
11 -6120-569900- OTHER CONTRACTS, GRANTS,	.00	.00	.00	.00	.00
11 -6120-569930- ALLENS CRK PROJECT MISC	.00	.00	.00	.00	.00
11 -6120-569931- OTHER CONTR,GRNT-WAYNESV	.00	.00	.00	.00	.00
11 -6120-569932- OTHER CONTR,GRNT-CANTON-	.00	.00	.00	.00	.00
11 -6120-569933- OTHER CONTR,GRNT-SENIOR	.00	.00	.00	.00	.00
11 -6120-569966- OTHER CONTR,GRNTS MAGGIE	.00	.00	.00	.00	.00
11 -6120-595301- PURCHASES FOR UNIFORM IN	.00	.00	.00	.00	.00
11 -6120-595302- ISSUES FROM UNIFORM INVE	.00	.00	.00	.00	.00
TOTAL RECREATION	219,490.00	154,782.91	237,127.00	266,287.00	263,965.00

05/03/2018  
13:30:46

HAYWOOD COUNTY  
FY 2018-2019 GENERAL FUND PROPOSED BUDGET  
ADMIN. RECOMMENDATIONS

PAGE 109

GENERAL	FY 2016-2017 REVISED BUDG	FY 2017-2018 YTD ACTUAL THRU 03/31	FY 2017-2018 REVISED BUDG THRU 03/31	FY 2018-2019 DEPARTMENT REQUEST	FY 2018-2019 ADMIN RECOM
-----					
RECREATION-TOWNS					
11 -6121-569932- OTHER CONTR,GRNT-CANTON-	.00	25,000.00	25,000.00	.00	.00
TOTAL RECREATION-TOWNS	.00	25,000.00	25,000.00	.00	.00

05/03/2018  
13:30:46

HAYWOOD COUNTY  
FY 2018-2019 GENERAL FUND PROPOSED BUDGET  
ADMIN. RECOMMENDATIONS

GENERAL	FY 2016-2017 REVISED BUDG	FY 2017-2018 YTD ACTUAL THRU 03/31	FY 2017-2018 REVISED BUDG THRU 03/31	FY 2018-2019 DEPARTMENT REQUEST	FY 2018-2019 ADMIN RECOM
-----					
NON-DEPARTMENTAL					
11 -8000-512100- SALARIES & WAGES-REGULAR	.00	.00	.00	869,706.00	1,147,286.00
11 -8000-518204- CO CONTRIB-401(K) SUPP R	.00	.00	.00	.00	.00
11 -8000-518500- UNEMPLOYMENT COMP CONTRI	.00	26,309.43	26,310.00	30,000.00	30,000.00
TOTAL NON-DEPARTMENTAL	.00	26,309.43	26,310.00	899,706.00	1,177,286.00

05/03/2018  
13:30:46

HAYWOOD COUNTY  
FY 2018-2019 GENERAL FUND PROPOSED BUDGET  
ADMIN. RECOMMENDATIONS

PAGE 111

GENERAL	FY 2016-2017 REVISED BUDG	FY 2017-2018 YTD ACTUAL THRU 03/31	FY 2017-2018 REVISED BUDG THRU 03/31	FY 2018-2019 DEPARTMENT REQUEST	FY 2018-2019 ADMIN RECOM
-----					
DEBT SERVICE					
11 -9100-571000- PRINCIPAL	6,292,434.00	4,000,164.75	6,323,166.00	4,685,203.00	4,685,203.00
11 -9100-572000- INTEREST/OTHR COSTS	1,447,620.00	1,140,045.72	1,338,819.00	1,271,825.00	1,276,825.00
11 -9100-575100- SERVICE CHARGES	3,500.00	.00	3,500.00	3,000.00	3,000.00
TOTAL DEBT SERVICE	7,743,554.00	5,140,210.47	7,665,485.00	5,960,028.00	5,965,028.00

05/03/2018  
13:30:46

HAYWOOD COUNTY  
FY 2018-2019 GENERAL FUND PROPOSED BUDGET  
ADMIN. RECOMMENDATIONS

GENERAL	FY 2016-2017 REVISED BUDG	FY 2017-2018 YTD ACTUAL THRU 03/31	FY 2017-2018 REVISED BUDG THRU 03/31	FY 2018-2019 DEPARTMENT REQUEST	FY 2018-2019 ADMIN RECOM
-----					
TRANSFERS TO INTERNAL SVC FD					
11 -9815-598015- TRANSFERS TO INTERNAL SV	.00	.00	.00	.00	.00
TOTAL TRANSFERS TO INTERNAL SVC FD	.00	.00	.00	.00	.00

05/03/2018  
13:30:46

HAYWOOD COUNTY  
FY 2018-2019 GENERAL FUND PROPOSED BUDGET  
ADMIN. RECOMMENDATIONS

PAGE 113

GENERAL	FY 2016-2017 REVISED BUDG	FY 2017-2018 YTD ACTUAL THRU 03/31	FY 2017-2018 REVISED BUDG THRU 03/31	FY 2018-2019 DEPARTMENT REQUEST	FY 2018-2019 ADMIN RECOM
-----					
TRANSFERS TO SPECIAL REV FUND					
11 -9820-598020- TRFS TO S/R FD-LEO SPEC	65,000.00	65,000.00	65,000.00	65,000.00	65,000.00
11 -9820-598021- TRFS TO S/R FD-CAPITAL R	.00	.00	.00	.00	.00
11 -9820-598023- TRFS TO S/R FD-EMERG TEL	.00	.00	.00	.00	.00
TOTAL TRANSFERS TO SPECIAL REV FUND	65,000.00	65,000.00	65,000.00	65,000.00	65,000.00



05/03/2018  
13:30:46

HAYWOOD COUNTY  
FY 2018-2019 GENERAL FUND PROPOSED BUDGET  
ADMIN. RECOMMENDATIONS

GENERAL	FY 2016-2017 REVISED BUDG	FY 2017-2018 YTD ACTUAL THRU 03/31	FY 2017-2018 REVISED BUDG THRU 03/31	FY 2018-2019 DEPARTMENT REQUEST	FY 2018-2019 ADMIN RECOM
-----					
TRANSFERS TO D/S FUNDS					
11 -9830-598030- TRANSFERS TO D/S FUNDS	.00	.00	.00	.00	.00
11 -9830-598030-06SDS TRNSFRS TO D/S FUND	309,723.00	.00	615,195.00	429,129.00	522,457.00
11 -9830-598030-10HCC TRANSFERS TO D/S FU	136,505.00	.00	338,061.00	202,612.00	261,466.00
TOTAL TRANSFERS TO D/S FUNDS	446,228.00	.00	953,256.00	631,741.00	783,923.00

05/03/2018  
13:30:46

HAYWOOD COUNTY  
FY 2018-2019 GENERAL FUND PROPOSED BUDGET  
ADMIN. RECOMMENDATIONS

PAGE 115

GENERAL	FY 2016-2017 REVISED BUDG	FY 2017-2018 YTD ACTUAL THRU 03/31	FY 2017-2018 REVISED BUDG THRU 03/31	FY 2018-2019 DEPARTMENT REQUEST	FY 2018-2019 ADMIN RECOM
-----					
TRANSFERS TO CAPITAL PROJ FUND					
11 -9840-598040- TRFS TO C/P FUNDS-HCC	.00	.00	.00	.00	.00
11 -9840-598041- TRFS TO C/P FD-WATER/SEW	.00	.00	.00	.00	.00
11 -9840-598043- TRFS TO C/P FNDS-SOLID W	.00	.00	.00	.00	.00
11 -9840-598045- TRANSFER TO C/P FUND COU	200,000.00	.00	.00	.00	.00
11 -9840-598047- TRFS TO C/P FD-PUB SCHOO	.00	308,000.00	308,000.00	.00	.00
11 -9840-598048- TRFS TO C/P FD-COUNTY PR	239,882.00	57,174.00	57,174.00	.00	.00
11 -9840-598049- TRFS TO C/P FD-ADM/LOTTE	.00	.00	.00	.00	.00
TOTAL TRANSFERS TO CAPITAL PROJ FUND	439,882.00	365,174.00	365,174.00	.00	.00

05/03/2018  
13:30:46

HAYWOOD COUNTY  
FY 2018-2019 GENERAL FUND PROPOSED BUDGET  
ADMIN. RECOMMENDATIONS

PAGE 116

GENERAL	FY 2016-2017 REVISED BUDG	FY 2017-2018 YTD ACTUAL THRU 03/31	FY 2017-2018 REVISED BUDG THRU 03/31	FY 2018-2019 DEPARTMENT REQUEST	FY 2018-2019 ADMIN RECOM
-----					
CONTINGENCY					
11 -9910-555000- C/O-OTHER EQUIPMENT	.00	.00	.00	.00	.00
11 -9910-599100- CONTINGENCY	.00	.00	54,718.00	300,000.00	300,000.00
11 -9910-599101- CONT/CHARTER SCHOOL ALLO	.00	.00	.00	.00	.00
TOTAL CONTINGENCY	.00	.00	54,718.00	300,000.00	300,000.00
TOTAL FOR DEPARTMENTS GENERAL	77,811,539.00	56,658,573.72	84,475,646.00	84,111,683.00	82,568,889.00